

CREDIT REGISTRATION REPORT FOR 200820
ALL PARTS OF TERM
Sunday, 3/30/2008
Final Report

	COLLEGE	WEST	EAST	OSCEOLA	WINTER PARK
HEADCOUNT COMPARISONS					
This Day Last Year 200720	28604	12948	13830	5411	2021
Today	31243	14066	15287	6478	2410
Diff From This Day Last Year 200720 and Today	2639	1118	1457	1067	389
Diff From Yesterday's Registration 200820	0	0	0	0	0
Pct Chg vs Last Year (same comparison day)	9.2%	8.6%	10.5%	19.7%	19.2%
End of Registration Headcount One Year Ago 200720	28604	12948	13830	5411	2021
Difference between End of Registration Headcount One Year Ago & Today	2639	1118	1457	1067	389
Percent of End of Registration Headcount One Year Ago	109.2%	108.6%	110.5%	119.7%	119.2%
FULL-TIME EQUIVALENT (FTE) COMPARISONS					
This Day Last Year 200720	8569	3266	3652	1321	330
Today	9551	3563	4010	1593	385
Diff From This Day Last Year 200720 and Today	982	297	358	272	55
Diff From Yesterday's Registration 200820	0	0	0	0	0
Pct Chg vs Last Year (same comparison day)	11.5%	9.1%	9.8%	20.6%	16.7%
End of Registration FTE One Year Ago 200720	8569	3266	3653	1321	329
Difference between End of Registration FTE One Year Ago & Today	982	297	357	272	56
Percent of End of Registration FTE One Year Ago	111.5%	109.1%	109.8%	120.6%	117.0%
End of Term FTE for 200720	8557	3262	3649	1320	326
Difference between End of Term FTE & Today's FTE	994	301	361	273	59
Percent of End of Term FTE & Today's FTE	111.6%	109.2%	109.9%	120.7%	118.1%
AVAILABLE SEMESTER HOURS					
Current Year Potential	348636	126605	152191	55930	13910
Current Year Actual	286516	106889	120291	47799	11537
Current Year Pct Utilized	82	84	79	85	83
This Day Last Year Potential	323329	122298	139862	48676	12493
This Day Last Year Actual	257084	97988	109568	39641	9887
This Day Last Year Pct Utilized	80	80	78	81	79
Diff from Day Last Yr Potential	25982	4307	12479	7254	1942
Diff from Day Last Yr Actual	29810	8901	10768	8158	1983
Diff from Day Last Yr Pct Chg Potential	8	4	9	15	16
Diff from Day Last Yr Pct Chg Actual	12	9	10	21	21

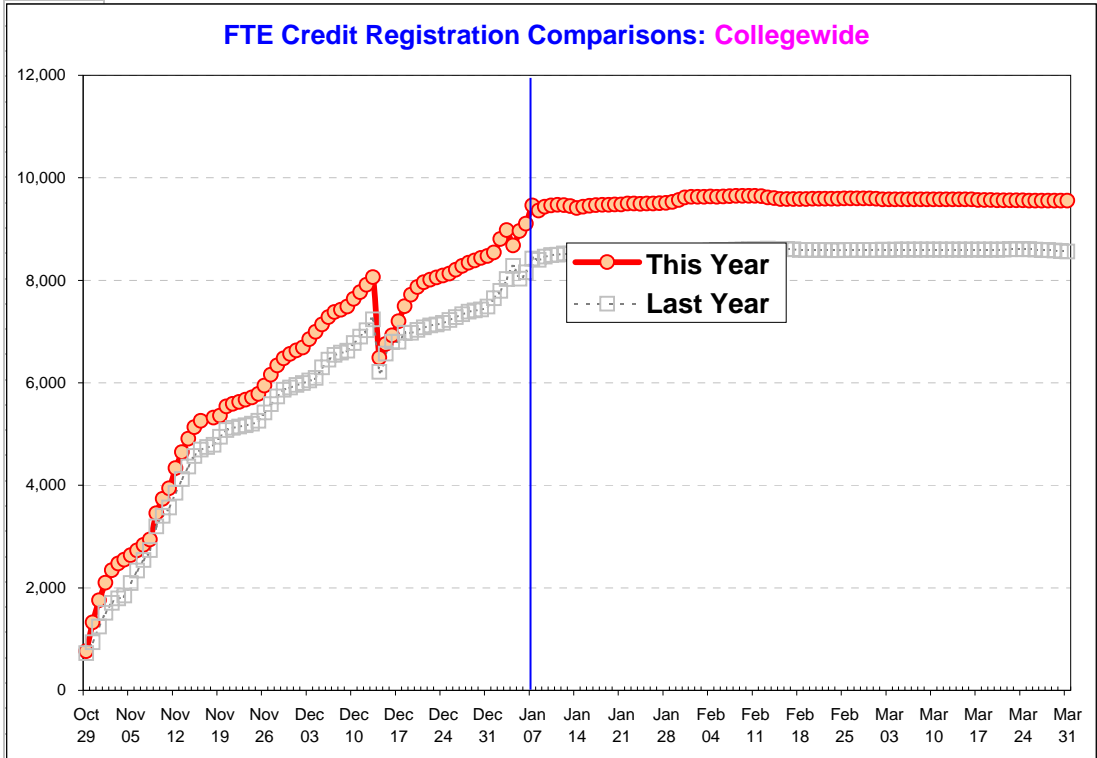
Collegewide

Activity	Date	FTE Comparisons			
		Last Yr	This Yr	Change	Pct.
Day 1	2007-10-29	726	763	37	5.1%
Day 2	2007-10-30	938	1,322	384	40.9%
Day 3	2007-10-31	1,243	1,752	509	40.9%
Day 4	2007-11-01	1,509	2,100	591	39.2%
Day 5	2007-11-02	1,705	2,341	636	37.3%
Day 6	2007-11-03	1,789	2,470	681	38.1%
Day 7	2007-11-04	1,846	2,546	700	37.9%
Day 8 - Weekly update	2007-11-05	2,091	2,632	541	25.9%
Day 9	2007-11-06	2,332	2,728	396	17.0%
Day 10	2007-11-07	2,538	2,834	296	11.7%
Day 11	2007-11-08	2,735	2,939	204	7.5%
Day 12 - Open registration	2007-11-09	3,199	3,453	254	7.9%
Day 13	2007-11-10	3,405	3,735	330	9.7%
Day 14	2007-11-11	3,566	3,937	371	10.4%
Day 15	2007-11-12	3,852	4,336	484	12.6%
Day 16	2007-11-13	4,121	4,645	524	12.7%
Day 17	2007-11-14	4,365	4,906	541	12.4%
Day 18	2007-11-15	4,568	5,130	562	12.3%
Day 19	2007-11-16	4,696	5,259	563	12.0%
Day 20	2007-11-17	4,742			
Day 21	2007-11-18	4,791	5,318	527	11.0%
Day 22 - Weekly update	2007-11-19	4,942	5,354	412	8.3%
Day 23	2007-11-20	5,074	5,537	463	9.1%
Day 24	2007-11-21	5,117	5,591	474	9.3%
Day 25	2007-11-22	5,145	5,627	482	9.4%
Day 26	2007-11-23	5,172	5,666	494	9.6%
Day 27	2007-11-24	5,202	5,713	511	9.8%
Day 28	2007-11-25	5,255	5,784	529	10.1%
Day 29 - Weekly update	2007-11-26	5,417	5,944	527	9.7%
Day 30	2007-11-27	5,584	6,158	574	10.3%
Day 31	2007-11-28	5,731	6,337	606	10.6%
Day 32	2007-11-29	5,861	6,473	612	10.4%
Day 33	2007-11-30	5,904	6,564	660	11.2%
Day 34	2007-12-01	5,954	6,628	674	11.3%
Day 35	2007-12-02	5,995	6,686	691	11.5%
Day 36 - Weekly update	2007-12-03	6,041	6,849	808	13.4%
Day 37	2007-12-04	6,095	6,990	895	14.7%
Day 38	2007-12-05	6,298	7,138	840	13.3%
Day 39	2007-12-06	6,447	7,279	832	12.9%
Day 40	2007-12-07	6,546	7,379	833	12.7%
Day 41	2007-12-08	6,588	7,426	838	12.7%
Day 42	2007-12-09	6,624	7,485	861	13.0%
Day 43 - Weekly update	2007-12-10	6,776	7,633	857	12.6%
Day 44	2007-12-11	6,902	7,765	863	12.5%
Day 45	2007-12-12	7,027	7,912	885	12.6%
Day 46 - One day prior to deletion	2007-12-13	7,236	8,060	824	11.4%
Day 47 - Deletion for non-payment	2007-12-14	6,212	6,484	272	4.4%
Day 48 - One day after deletion	2007-12-15	6,569	6,755	186	2.8%
Day 49	2007-12-16	6,797	6,922	125	1.8%
Day 50	2007-12-17	6,797	7,201	404	5.9%
Day 51	2007-12-18	6,975	7,493	518	7.4%
Day 52 - Update before Break	2007-12-19	6,975	7,716	741	10.6%

Activity	Date	FTE Comparisons			
		Last Yr	This Yr	Change	Pct.
Day 53	2007-12-20	7,031	7,868	837	11.9%
Day 54	2007-12-21	7,081	7,962	881	12.4%
Day 55	2007-12-22	7,116	8,008	892	12.5%
Day 56	2007-12-23	7,137	8,057	920	12.9%
Day 57	2007-12-24	7,166	8,093	927	12.9%
Day 58	2007-12-25	7,222	8,132	910	12.6%
Day 59	2007-12-26	7,283	8,207	924	12.7%
Day 60	2007-12-27	7,337	8,281	944	12.9%
Day 61	2007-12-28	7,383	8,341	958	13.0%
Day 62	2007-12-29	7,409	8,387	978	13.2%
Day 63	2007-12-30	7,432	8,435	1,003	13.5%
Day 64	2007-12-31	7,488	8,473	985	13.2%
Day 65 - Report after Break	2008-01-01	7,649	8,543	894	11.7%
Day 66	2008-01-02	7,791	8,806	1,015	13.0%
Day 67	2008-01-03	8,026	8,981	955	11.9%
Day 68 -Deletion for non-payment	2008-01-04	8,281	8,677	396	4.8%
Day 69	2008-01-05	8,030	8,958	928	11.6%
Day 70	2008-01-06	8,152	9,105	953	11.7%
Day 71-Assisted registration begins	2008-01-07	8,424	9,459	1,035	12.3%
Day 72-Assisted registration continues	2008-01-08	8,399	9,362	963	11.5%
Day 73-Assisted registration continues	2008-01-09	8,459	9,433	974	11.5%
Day 74-Assisted registration continues	2008-01-10	8,491	9,462	971	11.4%
Day 75-Assisted registration continues	2008-01-11	8,499	9,472	973	11.4%
Day 76-Assisted registration continues	2008-01-12	8,523	9,468	945	11.1%
Day 77-Assisted registration continues	2008-01-13	8,515	9,449	934	11.0%
Day 78-Assisted registration continues	2008-01-14	8,498	9,409	911	10.7%
Flex Start registration continues	2008-01-15	8,450	9,431	981	11.6%
Flex Start registration continues	2008-01-16	8,469	9,450	981	11.6%
Flex Start registration continues	2008-01-17	8,470	9,465	995	11.7%
Flex Start registration continues	2008-01-18	8,474	9,472	998	11.8%
Flex Start registration continues	2008-01-19	8,483	9,474	991	11.7%
Flex Start registration continues	2008-01-20	8,496	9,475	979	11.5%
Flex Start registration continues	2008-01-21	8,505	9,478	973	11.4%
Flex Start registration continues	2008-01-22	8,518	9,497	979	11.5%
Flex Start registration continues	2008-01-23	8,524	9,499	975	11.4%
Flex Start registration continues	2008-01-24	8,526	9,493	967	11.3%
Flex Start registration continues	2008-01-25	8,527	9,499	972	11.4%
Flex Start registration continues	2008-01-26	8,532	9,499	967	11.3%
Flex Start registration continues	2008-01-27	8,537	9,502	965	11.3%
Flex Start registration continues	2008-01-28	8,545	9,508	963	11.3%
Flex Start registration continues	2008-01-29	8,555	9,527	972	11.4%
Flex Start registration continues	2008-01-30	8,558	9,565	1,007	11.8%
Flex Start registration continues	2008-01-31	8,559	9,615	1,056	12.3%
Flex Start registration continues	2008-02-01	8,560	9,625	1,065	12.4%
Flex Start registration continues	2008-02-02	8,566	9,625	1,059	12.4%
Flex Start registration continues	2008-02-03	8,564	9,625	1,061	12.4%
Flex Start registration continues	2008-02-04	8,577	9,632	1,055	12.3%
Flex Start registration continues	2008-02-05	8,585	9,625	1,040	12.1%
Flex Start registration continues	2008-02-06	8,591	9,634	1,043	12.1%
Flex Start registration continues	2008-02-07	8,593	9,641	1,048	12.2%
Flex Start registration continues	2008-02-08	8,595	9,647	1,052	12.2%
Flex Start registration continues	2008-02-09	8,600	9,647	1,047	12.2%

FTE Comparisons

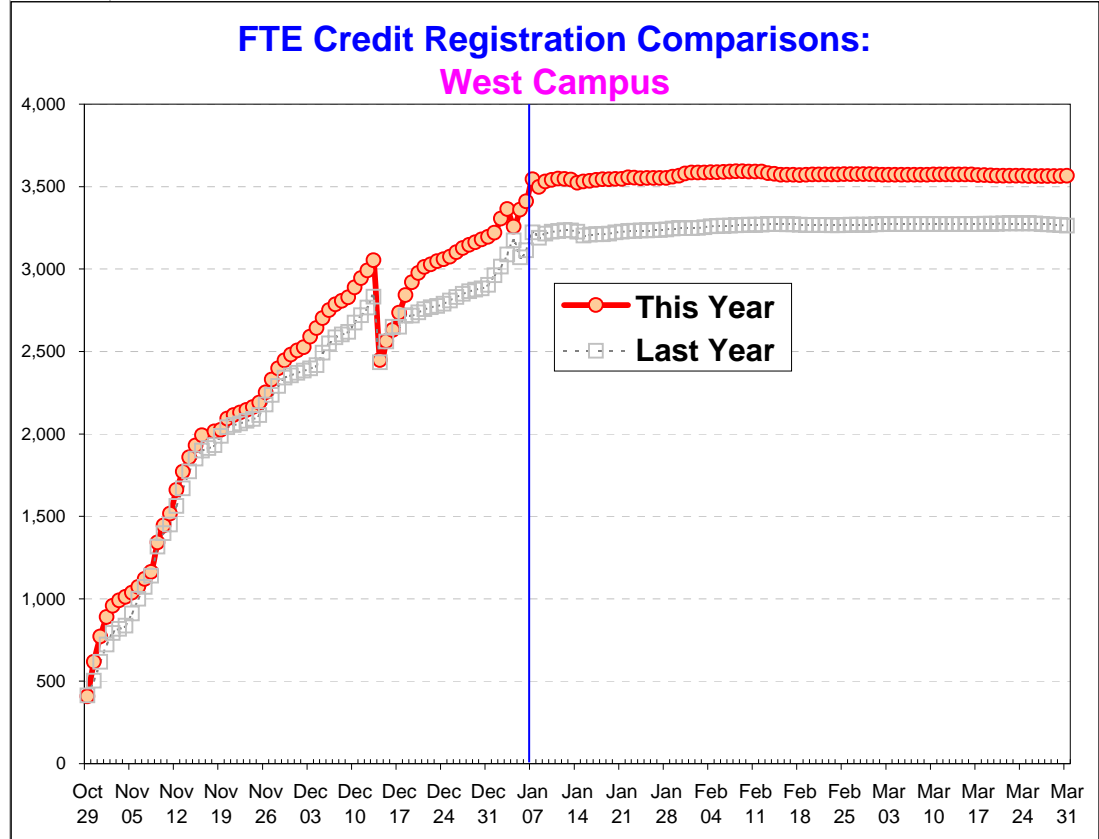
Activity	Date	FTE Comparisons			
		Last Yr	This Yr	Change	Pct.
Flex Start registration continues	2008-02-10	8,604	9,645	1,041	12.1%
Flex Start registration continues	2008-02-11	8,606	9,646	1,040	12.1%
Flex Start registration continues	2008-02-12	8,606	9,642	1,036	12.0%
Flex Start registration continues	2008-02-13	8,613	9,612	999	11.6%
Flex Start registration continues	2008-02-14	8,612	9,601	989	11.5%
Flex Start registration continues	2008-02-15	8,612	9,585	973	11.3%
Flex Start registration continues	2008-02-16	8,606	9,585	979	11.4%
Flex Start registration continues	2008-02-17	8,601	9,583	982	11.4%
Flex Start registration continues	2008-02-18	8,594	9,582	988	11.5%
Flex Start registration continues	2008-02-19	8,591	9,585	994	11.6%
Flex Start registration continues	2008-02-20	8,593	9,590	997	11.6%
Flex Start registration continues	2008-02-21	8,593	9,591	998	11.6%
Flex Start registration continues	2008-02-22	8,593	9,593	1,000	11.6%
Flex Start registration continues	2008-02-23	8,583	9,593	1,010	11.8%
Flex Start registration continues	2008-02-24	8,586	9,592	1,006	11.7%
Flex Start registration continues	2008-02-25	8,588	9,596	1,008	11.7%
Flex Start registration continues	2008-02-26	8,590	9,596	1,006	11.7%
Flex Start registration continues	2008-02-27	8,591	9,597	1,006	11.7%
Flex Start registration continues	2008-02-28	8,591	9,597	1,006	11.7%
Flex Start registration continues	2008-02-29	8,591	9,598	1,007	11.7%
Flex Start registration continues	2008-03-01	8,593	9,588	995	11.6%
Flex Start registration continues	2008-03-02	8,595	9,579	984	11.4%
Flex Start registration continues	2008-03-03	8,594	9,576	982	11.4%
Flex Start registration continues	2008-03-04	8,595	9,577	982	11.4%
Flex Start registration continues	2008-03-05	8,595	9,576	981	11.4%
Flex Start registration continues	2008-03-06	8,595	9,576	981	11.4%
Flex Start registration continues	2008-03-07	8,595	9,576	981	11.4%
Flex Start registration continues	2008-03-08	8,595	9,576	981	11.4%
Flex Start registration continues	2008-03-09	8,595	9,576	981	11.4%
Flex Start registration continues	2008-03-10	8,595	9,577	982	11.4%
Flex Start registration continues	2008-03-11	8,595	9,577	982	11.4%
Flex Start registration continues	2008-03-12	8,595	9,577	982	11.4%
Flex Start registration continues	2008-03-13	8,595	9,577	982	11.4%
Flex Start registration continues	2008-03-14	8,595	9,578	983	11.4%
Flex Start registration continues	2008-03-15	8,595	9,578	983	11.4%
Flex Start registration continues	2008-03-16	8,595	9,578	983	11.4%
Flex Start registration continues	2008-03-17	8,595	9,566	971	11.3%
Flex Start registration continues	2008-03-18	8,596	9,567	971	11.3%
Flex Start registration continues	2008-03-19	8,597	9,564	967	11.2%
Flex Start registration continues	2008-03-20	8,599	9,560	961	11.2%
Flex Start registration continues	2008-03-21	8,600	9,559	959	11.2%
Flex Start registration continues	2008-03-22	8,603	9,559	956	11.1%
Flex Start registration continues	2008-03-23	8,603	9,559	956	11.1%
Flex Start registration continues	2008-03-24	8,603	9,559	956	11.1%
Flex Start registration continues	2008-03-25	8,603	9,554	951	11.1%
Flex Start registration continues	2008-03-26	8,600	9,551	951	11.1%
Flex Start registration continues	2008-03-27	8,592	9,551	959	11.2%
Flex Start registration continues	2008-03-28	8,582	9,551	969	11.3%
Flex Start registration continues	2008-03-29	8,576	9,551	975	11.4%
End of Registration	2008-03-30	8,569	9,551	982	11.5%
End of Term FTE for 200720	2008-03-31	8,557	9,555	998	11.7%



Activity	Date	FTE Comparisons			
		Last Yr	This Yr	Change	Pct.
Day 1	2007-10-29	413	407	-6	-1.5%
Day 2	2007-10-30	503	617	114	22.7%
Day 3	2007-10-31	618	771	153	24.8%
Day 4	2007-11-01	722	889	167	23.1%
Day 5	2007-11-02	791	956	165	20.9%
Day 6	2007-11-03	818	990	172	21.0%
Day 7	2007-11-04	836	1,011	175	20.9%
Day 8 - Weekly update	2007-11-05	911	1,036	125	13.7%
Day 9	2007-11-06	999	1,072	73	7.3%
Day 10	2007-11-07	1,072	1,120	48	4.5%
Day 11	2007-11-08	1,140	1,162	22	1.9%
Day 12 - Open registration	2007-11-09	1,315	1,341	26	2.0%
Day 13	2007-11-10	1,397	1,444	47	3.4%
Day 14	2007-11-11	1,450	1,516	66	4.6%
Day 15	2007-11-12	1,563	1,660	97	6.2%
Day 16	2007-11-13	1,670	1,770	100	6.0%
Day 17	2007-11-14	1,772	1,858	86	4.9%
Day 18	2007-11-15	1,849	1,930	81	4.4%
Day 19	2007-11-16	1,898	1,991	93	4.9%
Day 20	2007-11-17	1,914			
Day 21	2007-11-18	1,931	2,014	83	4.3%
Day 22 - Weekly update	2007-11-19	1,988	2,024	36	1.8%
Day 23	2007-11-20	2,039	2,093	54	2.6%
Day 24	2007-11-21	2,054	2,114	60	2.9%
Day 25	2007-11-22	2,064	2,129	65	3.1%
Day 26	2007-11-23	2,078	2,144	66	3.2%
Day 27	2007-11-24	2,091	2,162	71	3.4%
Day 28	2007-11-25	2,113	2,189	76	3.6%
Day 29 - Weekly update	2007-11-26	2,178	2,252	74	3.4%
Day 30	2007-11-27	2,236	2,328	92	4.1%
Day 31	2007-11-28	2,290	2,396	106	4.6%
Day 32	2007-11-29	2,340	2,446	106	4.5%
Day 33	2007-11-30	2,354	2,481	127	5.4%
Day 34	2007-12-01	2,369	2,506	137	5.8%
Day 35	2007-12-02	2,383	2,525	142	6.0%
Day 36 - Weekly update	2007-12-03	2,397	2,590	193	8.1%
Day 37	2007-12-04	2,417	2,641	224	9.3%
Day 38	2007-12-05	2,492	2,701	209	8.4%
Day 39	2007-12-06	2,548	2,750	202	7.9%
Day 40	2007-12-07	2,586	2,786	200	7.7%
Day 41	2007-12-08	2,602	2,806	204	7.8%
Day 42	2007-12-09	2,618	2,828	210	8.0%
Day 43 - Weekly update	2007-12-10	2,675	2,887	212	7.9%
Day 44	2007-12-11	2,720	2,945	225	8.3%
Day 45	2007-12-12	2,766	2,990	224	8.1%
Day 46 - One day prior to deletion	2007-12-13	2,831	3,052	221	7.8%
Day 47 - Deletion for non-payment	2007-12-14	2,433	2,447	14	0.6%
Day 48 - One day after deletion	2007-12-15	2,560	2,561	1	0.0%
Day 49	2007-12-16	2,649	2,629	-20	-0.8%
Day 50	2007-12-17	2,649	2,735	86	3.2%
Day 51	2007-12-18	2,718	2,841	123	4.5%
Day 52 - Update before Break	2007-12-19	2,718	2,919	201	7.4%

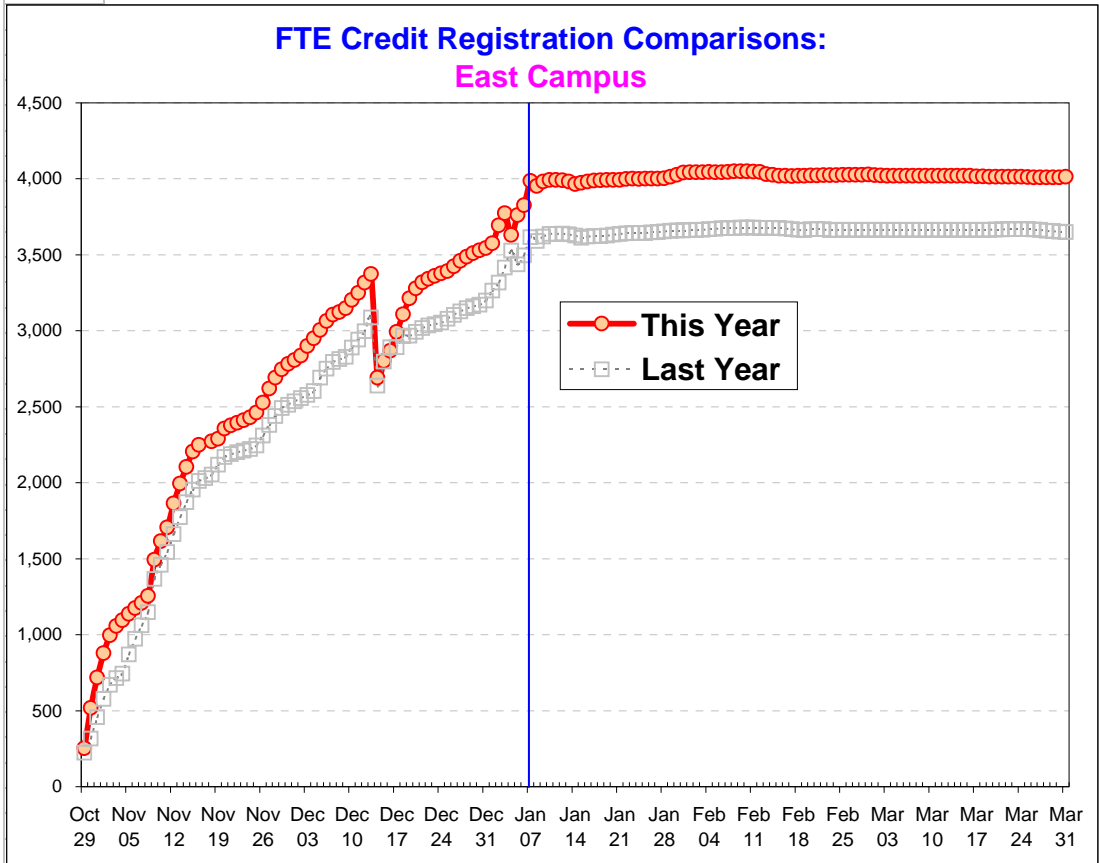
Activity	Date	FTE Comparisons			
		Last Yr	This Yr	Change	Pct.
Day 53	2007-12-20	2,737	2,976	239	8.7%
Day 54	2007-12-21	2,755	3,013	258	9.4%
Day 55	2007-12-22	2,767	3,028	261	9.4%
Day 56	2007-12-23	2,776	3,047	271	9.8%
Day 57	2007-12-24	2,788	3,059	271	9.7%
Day 58	2007-12-25	2,809	3,074	265	9.4%
Day 59	2007-12-26	2,829	3,101	272	9.6%
Day 60	2007-12-27	2,850	3,127	277	9.7%
Day 61	2007-12-28	2,865	3,146	281	9.8%
Day 62	2007-12-29	2,875	3,161	286	9.9%
Day 63	2007-12-30	2,882	3,179	297	10.3%
Day 64	2007-12-31	2,904	3,195	291	10.0%
Day 65 - Report after Break	2008-01-01	2,962	3,219	257	8.7%
Day 66	2008-01-02	3,015	3,305	290	9.6%
Day 67	2008-01-03	3,088	3,363	275	8.9%
Day 68 -Deletion for non-payment	2008-01-04	3,173	3,257	84	2.6%
Day 69	2008-01-05	3,071	3,360	289	9.4%
Day 70	2008-01-06	3,114	3,410	296	9.5%
Day 71-Assisted registration begins	2008-01-07	3,221	3,543	322	10.0%
Day 72-Assisted registration continues	2008-01-08	3,188	3,498	310	9.7%
Day 73-Assisted registration continues	2008-01-09	3,214	3,530	316	9.8%
Day 74-Assisted registration continues	2008-01-10	3,225	3,540	315	9.8%
Day 75-Assisted registration continues	2008-01-11	3,229	3,547	318	9.8%
Day 76-Assisted registration continues	2008-01-12	3,235	3,546	311	9.6%
Day 77-Assisted registration continues	2008-01-13	3,233	3,541	308	9.5%
Day 78-Assisted registration continues	2008-01-14	3,226	3,522	296	9.2%
Flex Start registration continues	2008-01-15	3,203	3,530	327	10.2%
Flex Start registration continues	2008-01-16	3,209	3,535	326	10.2%
Flex Start registration continues	2008-01-17	3,210	3,540	330	10.3%
Flex Start registration continues	2008-01-18	3,210	3,544	334	10.4%
Flex Start registration continues	2008-01-19	3,214	3,544	330	10.3%
Flex Start registration continues	2008-01-20	3,221	3,545	324	10.1%
Flex Start registration continues	2008-01-21	3,225	3,546	321	10.0%
Flex Start registration continues	2008-01-22	3,230	3,556	326	10.1%
Flex Start registration continues	2008-01-23	3,232	3,553	321	9.9%
Flex Start registration continues	2008-01-24	3,233	3,550	317	9.8%
Flex Start registration continues	2008-01-25	3,234	3,551	317	9.8%
Flex Start registration continues	2008-01-26	3,236	3,551	315	9.7%
Flex Start registration continues	2008-01-27	3,238	3,551	313	9.7%
Flex Start registration continues	2008-01-28	3,240	3,552	312	9.6%
Flex Start registration continues	2008-01-29	3,245	3,560	315	9.7%
Flex Start registration continues	2008-01-30	3,246	3,566	320	9.9%
Flex Start registration continues	2008-01-31	3,246	3,578	332	10.2%
Flex Start registration continues	2008-02-01	3,246	3,584	338	10.4%
Flex Start registration continues	2008-02-02	3,249	3,584	335	10.3%
Flex Start registration continues	2008-02-03	3,253	3,584	331	10.2%
Flex Start registration continues	2008-02-04	3,258	3,587	329	10.1%
Flex Start registration continues	2008-02-05	3,261	3,586	325	10.0%
Flex Start registration continues	2008-02-06	3,263	3,588	325	10.0%
Flex Start registration continues	2008-02-07	3,263	3,590	327	10.0%
Flex Start registration continues	2008-02-08	3,264	3,592	328	10.0%
Flex Start registration continues	2008-02-09	3,266	3,592	326	10.0%

Activity	Date	FTE Comparisons			
		Last Yr	This Yr	Change	Pct.
Flex Start registration continues	2008-02-10	3,268	3,590	322	9.9%
Flex Start registration continues	2008-02-11	3,268	3,591	323	9.9%
Flex Start registration continues	2008-02-12	3,268	3,591	323	9.9%
Flex Start registration continues	2008-02-13	3,273	3,581	308	9.4%
Flex Start registration continues	2008-02-14	3,272	3,577	305	9.3%
Flex Start registration continues	2008-02-15	3,272	3,571	299	9.1%
Flex Start registration continues	2008-02-16	3,271	3,571	300	9.2%
Flex Start registration continues	2008-02-17	3,270	3,571	301	9.2%
Flex Start registration continues	2008-02-18	3,268	3,570	302	9.2%
Flex Start registration continues	2008-02-19	3,266	3,571	305	9.3%
Flex Start registration continues	2008-02-20	3,266	3,573	307	9.4%
Flex Start registration continues	2008-02-21	3,266	3,573	307	9.4%
Flex Start registration continues	2008-02-22	3,266	3,573	307	9.4%
Flex Start registration continues	2008-02-23	3,264	3,573	309	9.5%
Flex Start registration continues	2008-02-24	3,265	3,573	308	9.4%
Flex Start registration continues	2008-02-25	3,266	3,574	308	9.4%
Flex Start registration continues	2008-02-26	3,268	3,574	306	9.4%
Flex Start registration continues	2008-02-27	3,268	3,575	307	9.4%
Flex Start registration continues	2008-02-28	3,268	3,575	307	9.4%
Flex Start registration continues	2008-02-29	3,268	3,575	307	9.4%
Flex Start registration continues	2008-03-01	3,271	3,573	302	9.2%
Flex Start registration continues	2008-03-02	3,272	3,572	300	9.2%
Flex Start registration continues	2008-03-03	3,272	3,571	299	9.1%
Flex Start registration continues	2008-03-04	3,273	3,572	299	9.1%
Flex Start registration continues	2008-03-05	3,273	3,572	299	9.1%
Flex Start registration continues	2008-03-06	3,273	3,572	299	9.1%
Flex Start registration continues	2008-03-07	3,273	3,572	299	9.1%
Flex Start registration continues	2008-03-08	3,273	3,572	299	9.1%
Flex Start registration continues	2008-03-09	3,273	3,572	299	9.1%
Flex Start registration continues	2008-03-10	3,273	3,573	300	9.2%
Flex Start registration continues	2008-03-11	3,273	3,573	300	9.2%
Flex Start registration continues	2008-03-12	3,273	3,573	300	9.2%
Flex Start registration continues	2008-03-13	3,273	3,573	300	9.2%
Flex Start registration continues	2008-03-14	3,273	3,573	300	9.2%
Flex Start registration continues	2008-03-15	3,273	3,573	300	9.2%
Flex Start registration continues	2008-03-16	3,273	3,573	300	9.2%
Flex Start registration continues	2008-03-17	3,273	3,569	296	9.0%
Flex Start registration continues	2008-03-18	3,274	3,570	296	9.0%
Flex Start registration continues	2008-03-19	3,274	3,568	294	9.0%
Flex Start registration continues	2008-03-20	3,275	3,566	291	8.9%
Flex Start registration continues	2008-03-21	3,276	3,566	290	8.9%
Flex Start registration continues	2008-03-22	3,277	3,566	289	8.8%
Flex Start registration continues	2008-03-23	3,277	3,566	289	8.8%
Flex Start registration continues	2008-03-24	3,277	3,566	289	8.8%
Flex Start registration continues	2008-03-25	3,277	3,564	287	8.8%
Flex Start registration continues	2008-03-26	3,276	3,563	287	8.8%
Flex Start registration continues	2008-03-27	3,273	3,563	290	8.9%
Flex Start registration continues	2008-03-28	3,270	3,563	293	9.0%
Flex Start registration continues	2008-03-29	3,268	3,563	295	9.0%
End of Registration	2008-03-30	3,266	3,563	297	9.1%
End of Term FTE for 200720	2008-03-31	3,262	3,565	303	9.3%



Activity	Date	FTE Comparisons			
		Last Yr	This Yr	Change	Pct.
Day 1	2007-10-29	224	252	28	12.5%
Day 2	2007-10-30	315	517	202	64.1%
Day 3	2007-10-31	456	719	263	57.7%
Day 4	2007-11-01	577	878	301	52.2%
Day 5	2007-11-02	670	997	327	48.8%
Day 6	2007-11-03	714	1,058	344	48.2%
Day 7	2007-11-04	744	1,094	350	47.0%
Day 8 - Weekly update	2007-11-05	869	1,138	269	31.0%
Day 9	2007-11-06	973	1,174	201	20.7%
Day 10	2007-11-07	1,062	1,209	147	13.8%
Day 11	2007-11-08	1,148	1,254	106	9.2%
Day 12 - Open registration	2007-11-09	1,367	1,492	125	9.1%
Day 13	2007-11-10	1,460	1,615	155	10.6%
Day 14	2007-11-11	1,543	1,705	162	10.5%
Day 15	2007-11-12	1,662	1,863	201	12.1%
Day 16	2007-11-13	1,772	1,994	222	12.5%
Day 17	2007-11-14	1,871	2,103	232	12.4%
Day 18	2007-11-15	1,954	2,205	251	12.8%
Day 19	2007-11-16	2,011	2,250	239	11.9%
Day 20	2007-11-17	2,031			
Day 21	2007-11-18	2,053	2,273	220	10.7%
Day 22 - Weekly update	2007-11-19	2,118	2,288	170	8.0%
Day 23	2007-11-20	2,169	2,357	188	8.7%
Day 24	2007-11-21	2,188	2,378	190	8.7%
Day 25	2007-11-22	2,201	2,394	193	8.8%
Day 26	2007-11-23	2,211	2,411	200	9.0%
Day 27	2007-11-24	2,221	2,431	210	9.5%
Day 28	2007-11-25	2,244	2,462	218	9.7%
Day 29 - Weekly update	2007-11-26	2,310	2,527	217	9.4%
Day 30	2007-11-27	2,379	2,620	241	10.1%
Day 31	2007-11-28	2,438	2,691	253	10.4%
Day 32	2007-11-29	2,492	2,745	253	10.2%
Day 33	2007-11-30	2,512	2,781	269	10.7%
Day 34	2007-12-01	2,536	2,808	272	10.7%
Day 35	2007-12-02	2,556	2,837	281	11.0%
Day 36 - Weekly update	2007-12-03	2,577	2,899	322	12.5%
Day 37	2007-12-04	2,603	2,951	348	13.4%
Day 38	2007-12-05	2,692	3,005	313	11.6%
Day 39	2007-12-06	2,751	3,063	312	11.3%
Day 40	2007-12-07	2,795	3,107	312	11.2%
Day 41	2007-12-08	2,813	3,123	310	11.0%
Day 42	2007-12-09	2,827	3,148	321	11.4%
Day 43 - Weekly update	2007-12-10	2,890	3,203	313	10.8%
Day 44	2007-12-11	2,942	3,249	307	10.4%
Day 45	2007-12-12	2,996	3,317	321	10.7%
Day 46 - One day prior to deletion	2007-12-13	3,088	3,373	285	9.2%
Day 47 - Deletion for non-payment	2007-12-14	2,639	2,691	52	2.0%
Day 48 - One day after deletion	2007-12-15	2,796	2,800	4	0.1%
Day 49	2007-12-16	2,892	2,868	-24	-0.8%
Day 50	2007-12-17	2,892	2,992	100	3.5%
Day 51	2007-12-18	2,966	3,109	143	4.8%
Day 52 - Update before Break	2007-12-19	2,966	3,214	248	8.4%

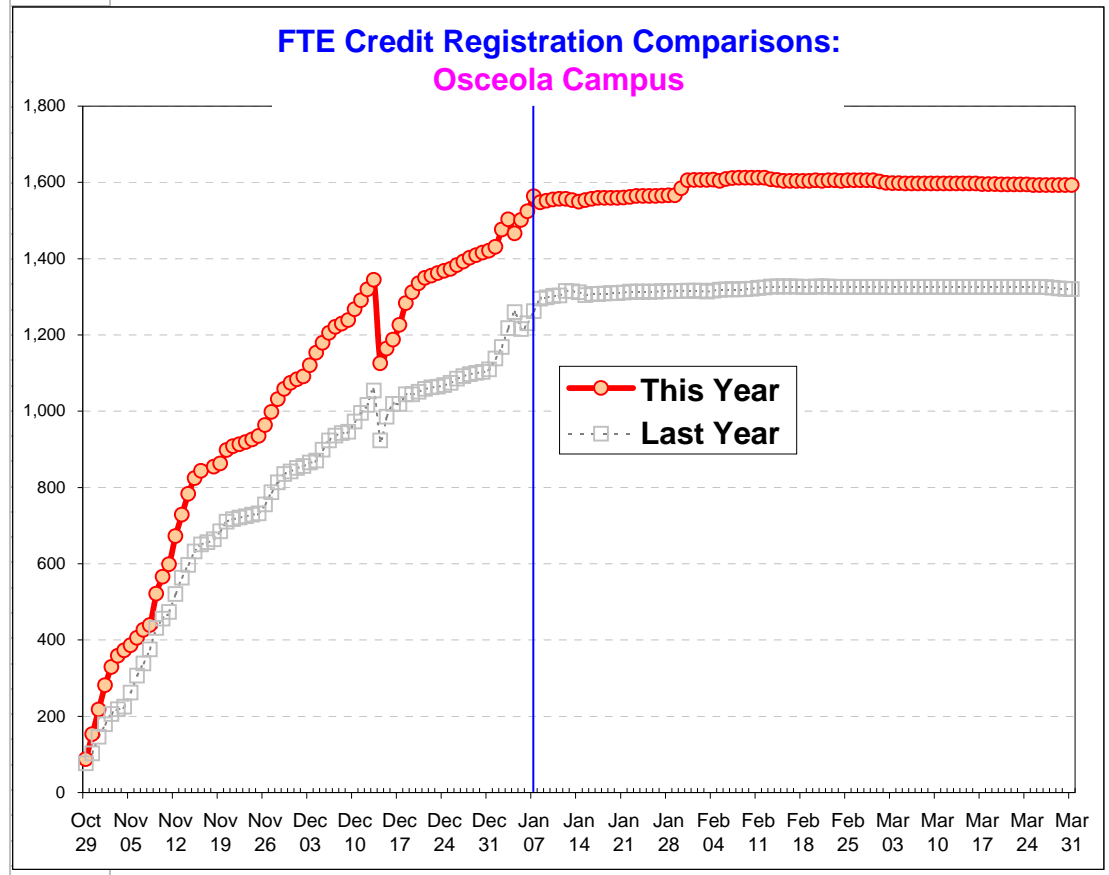
Activity	Date	FTE Comparisons			
		Last Yr	This Yr	Change	Pct.
Flex Start registration continues	2008-02-10	3,678	4,049	371	10.1%
Flex Start registration continues	2008-02-11	3,678	4,048	370	10.1%
Flex Start registration continues	2008-02-12	3,677	4,045	368	10.0%
Flex Start registration continues	2008-02-13	3,676	4,031	355	9.7%
Flex Start registration continues	2008-02-14	3,676	4,026	350	9.5%
Flex Start registration continues	2008-02-15	3,675	4,020	345	9.4%
Flex Start registration continues	2008-02-16	3,672	4,020	348	9.5%
Flex Start registration continues	2008-02-17	3,668	4,018	350	9.5%
Flex Start registration continues	2008-02-18	3,665	4,019	354	9.7%
Flex Start registration continues	2008-02-19	3,662	4,020	358	9.8%
Flex Start registration continues	2008-02-20	3,668	4,022	354	9.7%
Flex Start registration continues	2008-02-21	3,669	4,023	354	9.6%
Flex Start registration continues	2008-02-22	3,669	4,024	355	9.7%
Flex Start registration continues	2008-02-23	3,662	4,024	362	9.9%
Flex Start registration continues	2008-02-24	3,663	4,024	361	9.9%
Flex Start registration continues	2008-02-25	3,664	4,026	362	9.9%
Flex Start registration continues	2008-02-26	3,665	4,027	362	9.9%
Flex Start registration continues	2008-02-27	3,665	4,027	362	9.9%
Flex Start registration continues	2008-02-28	3,665	4,027	362	9.9%
Flex Start registration continues	2008-02-29	3,665	4,028	363	9.9%
Flex Start registration continues	2008-03-01	3,665	4,024	359	9.8%
Flex Start registration continues	2008-03-02	3,665	4,021	356	9.7%
Flex Start registration continues	2008-03-03	3,665	4,019	354	9.7%
Flex Start registration continues	2008-03-04	3,665	4,019	354	9.7%
Flex Start registration continues	2008-03-05	3,665	4,019	354	9.7%
Flex Start registration continues	2008-03-06	3,665	4,019	354	9.7%
Flex Start registration continues	2008-03-07	3,665	4,019	354	9.7%
Flex Start registration continues	2008-03-08	3,665	4,019	354	9.7%
Flex Start registration continues	2008-03-09	3,665	4,019	354	9.7%
Flex Start registration continues	2008-03-10	3,665	4,019	354	9.7%
Flex Start registration continues	2008-03-11	3,665	4,019	354	9.7%
Flex Start registration continues	2008-03-12	3,665	4,019	354	9.7%
Flex Start registration continues	2008-03-13	3,665	4,019	354	9.7%
Flex Start registration continues	2008-03-14	3,665	4,020	355	9.7%
Flex Start registration continues	2008-03-15	3,665	4,020	355	9.7%
Flex Start registration continues	2008-03-16	3,665	4,020	355	9.7%
Flex Start registration continues	2008-03-17	3,665	4,015	350	9.5%
Flex Start registration continues	2008-03-18	3,665	4,015	350	9.5%
Flex Start registration continues	2008-03-19	3,665	4,014	349	9.5%
Flex Start registration continues	2008-03-20	3,666	4,013	347	9.5%
Flex Start registration continues	2008-03-21	3,666	4,013	347	9.5%
Flex Start registration continues	2008-03-22	3,668	4,013	345	9.4%
Flex Start registration continues	2008-03-23	3,668	4,013	345	9.4%
Flex Start registration continues	2008-03-24	3,668	4,013	345	9.4%
Flex Start registration continues	2008-03-25	3,668	4,012	344	9.4%
Flex Start registration continues	2008-03-26	3,666	4,010	344	9.4%
Flex Start registration continues	2008-03-27	3,663	4,010	347	9.5%
Flex Start registration continues	2008-03-28	3,658	4,010	352	9.6%
Flex Start registration continues	2008-03-29	3,655	4,010	355	9.7%
End of Registration	2008-03-30	3,652	4,010	358	9.8%
End of Term FTE for 200720	2008-03-31	3,649	4,013	364	10.0%



Activity	Date	FTE Comparisons			
		Last Yr	This Yr	Change	Pct.
Day 1	2007-10-29	76	87	11	14.5%
Day 2	2007-10-30	102	153	51	50.0%
Day 3	2007-10-31	146	217	71	48.6%
Day 4	2007-11-01	179	281	102	57.0%
Day 5	2007-11-02	206	329	123	59.7%
Day 6	2007-11-03	218	358	140	64.2%
Day 7	2007-11-04	225	373	148	65.8%
Day 8 - Weekly update	2007-11-05	262	386	124	47.3%
Day 9	2007-11-06	306	405	99	32.4%
Day 10	2007-11-07	338	426	88	26.0%
Day 11	2007-11-08	375	439	64	17.1%
Day 12 - Open registration	2007-11-09	431	521	90	20.9%
Day 13	2007-11-10	456	566	110	24.1%
Day 14	2007-11-11	473	598	125	26.4%
Day 15	2007-11-12	520	672	152	29.2%
Day 16	2007-11-13	563	728	165	29.3%
Day 17	2007-11-14	597	783	186	31.2%
Day 18	2007-11-15	632	824	192	30.4%
Day 19	2007-11-16	650	843	193	29.7%
Day 20	2007-11-17	656			
Day 21	2007-11-18	664	854	190	28.6%
Day 22 - Weekly update	2007-11-19	685	863	178	26.0%
Day 23	2007-11-20	710	898	188	26.5%
Day 24	2007-11-21	717	908	191	26.6%
Day 25	2007-11-22	721	913	192	26.6%
Day 26	2007-11-23	724	919	195	26.9%
Day 27	2007-11-24	728	926	198	27.2%
Day 28	2007-11-25	732	935	203	27.7%
Day 29 - Weekly update	2007-11-26	755	963	208	27.5%
Day 30	2007-11-27	787	998	211	26.8%
Day 31	2007-11-28	813	1,031	218	26.8%
Day 32	2007-11-29	835	1,058	223	26.7%
Day 33	2007-11-30	842	1,074	232	27.6%
Day 34	2007-12-01	851	1,083	232	27.3%
Day 35	2007-12-02	856	1,091	235	27.5%
Day 36 - Weekly update	2007-12-03	865	1,120	255	29.5%
Day 37	2007-12-04	870	1,153	283	32.5%
Day 38	2007-12-05	899	1,179	280	31.1%
Day 39	2007-12-06	923	1,205	282	30.6%
Day 40	2007-12-07	936	1,221	285	30.4%
Day 41	2007-12-08	942	1,229	287	30.5%
Day 42	2007-12-09	946	1,239	293	31.0%
Day 43 - Weekly update	2007-12-10	973	1,267	294	30.2%
Day 44	2007-12-11	995	1,291	296	29.7%
Day 45	2007-12-12	1,016	1,319	303	29.8%
Day 46 - One day prior to deletion	2007-12-13	1,054	1,344	290	27.5%
Day 47 - Deletion for non-payment	2007-12-14	923	1,125	202	21.9%
Day 48 - One day after deletion	2007-12-15	985	1,164	179	18.2%
Day 49	2007-12-16	1,019	1,187	168	16.5%
Day 50	2007-12-17	1,019	1,226	207	20.3%
Day 51	2007-12-18	1,044	1,283	239	22.9%
Day 52 - Update before Break	2007-12-19	1,044	1,312	268	25.7%

Activity	Date	FTE Comparisons			
		Last Yr	This Yr	Change	Pct.
Day 53	2007-12-20	1,051	1,335	284	27.0%
Day 54	2007-12-21	1,058	1,349	291	27.5%
Day 55	2007-12-22	1,062	1,355	293	27.6%
Day 56	2007-12-23	1,064	1,362	298	28.0%
Day 57	2007-12-24	1,068	1,368	300	28.1%
Day 58	2007-12-25	1,074	1,373	299	27.8%
Day 59	2007-12-26	1,085	1,383	298	27.5%
Day 60	2007-12-27	1,092	1,392	300	27.5%
Day 61	2007-12-28	1,097	1,402	305	27.8%
Day 62	2007-12-29	1,100	1,409	309	28.1%
Day 63	2007-12-30	1,103	1,416	313	28.4%
Day 64	2007-12-31	1,109	1,421	312	28.1%
Day 65 - Report after Break	2008-01-01	1,138	1,431	293	25.7%
Day 66	2008-01-02	1,168	1,476	308	26.4%
Day 67	2008-01-03	1,218	1,503	285	23.4%
Day 68 -Deletion for non-payment	2008-01-04	1,260	1,466	206	16.3%
Day 69	2008-01-05	1,215	1,501	286	23.5%
Day 70	2008-01-06	1,230	1,524	294	23.9%
Day 71-Assisted registration begins	2008-01-07	1,262	1,563	301	23.9%
Day 72-Assisted registration continues	2008-01-08	1,295	1,547	252	19.5%
Day 73-Assisted registration continues	2008-01-09	1,298	1,552	254	19.6%
Day 74-Assisted registration continues	2008-01-10	1,302	1,555	253	19.4%
Day 75-Assisted registration continues	2008-01-11	1,303	1,557	254	19.5%
Day 76-Assisted registration continues	2008-01-12	1,315	1,557	242	18.4%
Day 77-Assisted registration continues	2008-01-13	1,314	1,553	239	18.2%
Day 78-Assisted registration continues	2008-01-14	1,312	1,549	237	18.1%
Flex Start registration continues	2008-01-15	1,304	1,553	249	19.1%
Flex Start registration continues	2008-01-16	1,307	1,557	250	19.1%
Flex Start registration continues	2008-01-17	1,307	1,559	252	19.3%
Flex Start registration continues	2008-01-18	1,308	1,559	251	19.2%
Flex Start registration continues	2008-01-19	1,309	1,559	250	19.1%
Flex Start registration continues	2008-01-20	1,310	1,559	249	19.0%
Flex Start registration continues	2008-01-21	1,311	1,560	249	19.0%
Flex Start registration continues	2008-01-22	1,313	1,562	249	19.0%
Flex Start registration continues	2008-01-23	1,313	1,564	251	19.1%
Flex Start registration continues	2008-01-24	1,313	1,564	251	19.1%
Flex Start registration continues	2008-01-25	1,313	1,564	251	19.1%
Flex Start registration continues	2008-01-26	1,313	1,564	251	19.1%
Flex Start registration continues	2008-01-27	1,314	1,565	251	19.1%
Flex Start registration continues	2008-01-28	1,314	1,566	252	19.2%
Flex Start registration continues	2008-01-29	1,315	1,566	251	19.1%
Flex Start registration continues	2008-01-30	1,315	1,584	269	20.5%
Flex Start registration continues	2008-01-31	1,316	1,605	289	22.0%
Flex Start registration continues	2008-02-01	1,316	1,606	290	22.0%
Flex Start registration continues	2008-02-02	1,316	1,606	290	22.0%
Flex Start registration continues	2008-02-03	1,313	1,606	293	22.3%
Flex Start registration continues	2008-02-04	1,316	1,607	291	22.1%
Flex Start registration continues	2008-02-05	1,318	1,604	286	21.7%
Flex Start registration continues	2008-02-06	1,319	1,609	290	22.0%
Flex Start registration continues	2008-02-07	1,319	1,611	292	22.1%
Flex Start registration continues	2008-02-08	1,319	1,612	293	22.2%
Flex Start registration continues	2008-02-09	1,320	1,612	292	22.1%

Activity	Date	FTE Comparisons			
		Last Yr	This Yr	Change	Pct.
Flex Start registration continues	2008-02-10	1,321	1,612	291	22.0%
Flex Start registration continues	2008-02-11	1,323	1,612	289	21.8%
Flex Start registration continues	2008-02-12	1,324	1,612	288	21.8%
Flex Start registration continues	2008-02-13	1,327	1,608	281	21.2%
Flex Start registration continues	2008-02-14	1,327	1,606	279	21.0%
Flex Start registration continues	2008-02-15	1,327	1,604	277	20.9%
Flex Start registration continues	2008-02-16	1,327	1,604	277	20.9%
Flex Start registration continues	2008-02-17	1,327	1,604	277	20.9%
Flex Start registration continues	2008-02-18	1,326	1,604	278	21.0%
Flex Start registration continues	2008-02-19	1,326	1,604	278	21.0%
Flex Start registration continues	2008-02-20	1,327	1,605	278	20.9%
Flex Start registration continues	2008-02-21	1,327	1,604	277	20.9%
Flex Start registration continues	2008-02-22	1,327	1,605	278	20.9%
Flex Start registration continues	2008-02-23	1,326	1,605	279	21.0%
Flex Start registration continues	2008-02-24	1,326	1,604	278	21.0%
Flex Start registration continues	2008-02-25	1,326	1,605	279	21.0%
Flex Start registration continues	2008-02-26	1,326	1,605	279	21.0%
Flex Start registration continues	2008-02-27	1,326	1,605	279	21.0%
Flex Start registration continues	2008-02-28	1,326	1,605	279	21.0%
Flex Start registration continues	2008-02-29	1,326	1,605	279	21.0%
Flex Start registration continues	2008-03-01	1,326	1,602	276	20.8%
Flex Start registration continues	2008-03-02	1,326	1,599	273	20.6%
Flex Start registration continues	2008-03-03	1,325	1,598	273	20.6%
Flex Start registration continues	2008-03-04	1,326	1,598	272	20.5%
Flex Start registration continues	2008-03-05	1,326	1,597	271	20.4%
Flex Start registration continues	2008-03-06	1,326	1,597	271	20.4%
Flex Start registration continues	2008-03-07	1,326	1,597	271	20.4%
Flex Start registration continues	2008-03-08	1,326	1,597	271	20.4%
Flex Start registration continues	2008-03-09	1,326	1,597	271	20.4%
Flex Start registration continues	2008-03-10	1,326	1,597	271	20.4%
Flex Start registration continues	2008-03-11	1,326	1,597	271	20.4%
Flex Start registration continues	2008-03-12	1,326	1,597	271	20.4%
Flex Start registration continues	2008-03-13	1,326	1,597	271	20.4%
Flex Start registration continues	2008-03-14	1,326	1,597	271	20.4%
Flex Start registration continues	2008-03-15	1,326	1,597	271	20.4%
Flex Start registration continues	2008-03-16	1,326	1,597	271	20.4%
Flex Start registration continues	2008-03-17	1,326	1,595	269	20.3%
Flex Start registration continues	2008-03-18	1,326	1,595	269	20.3%
Flex Start registration continues	2008-03-19	1,326	1,595	269	20.3%
Flex Start registration continues	2008-03-20	1,326	1,594	268	20.2%
Flex Start registration continues	2008-03-21	1,326	1,594	268	20.2%
Flex Start registration continues	2008-03-22	1,326	1,594	268	20.2%
Flex Start registration continues	2008-03-23	1,326	1,594	268	20.2%
Flex Start registration continues	2008-03-24	1,326	1,594	268	20.2%
Flex Start registration continues	2008-03-25	1,326	1,593	267	20.1%
Flex Start registration continues	2008-03-26	1,326	1,593	267	20.1%
Flex Start registration continues	2008-03-27	1,325	1,593	268	20.2%
Flex Start registration continues	2008-03-28	1,323	1,593	270	20.4%
Flex Start registration continues	2008-03-29	1,322	1,593	271	20.5%
End of Registration	2008-03-30	1,321	1,593	272	20.6%
End of Term FTE for 200720	2008-03-31	1,320	1,593	273	20.7%



Activity	Date	FTE Comparisons			
		Last Yr	This Yr	Change	Pct.
Day 1	2007-10-29	13	17	4	30.8%
Day 2	2007-10-30	18	35	17	94.4%
Day 3	2007-10-31	24	45	21	87.5%
Day 4	2007-11-01	31	52	21	67.7%
Day 5	2007-11-02	37	59	22	59.5%
Day 6	2007-11-03	38	64	26	68.4%
Day 7	2007-11-04	42	68	26	61.9%
Day 8 - Weekly update	2007-11-05	50	72	22	44.0%
Day 9	2007-11-06	55	77	22	40.0%
Day 10	2007-11-07	65	79	14	21.5%
Day 11	2007-11-08	71	84	13	18.3%
Day 12 - Open registration	2007-11-09	85	99	14	16.5%
Day 13	2007-11-10	92	110	18	19.6%
Day 14	2007-11-11	99	118	19	19.2%
Day 15	2007-11-12	108	141	33	30.6%
Day 16	2007-11-13	117	153	36	30.8%
Day 17	2007-11-14	126	162	36	28.6%
Day 18	2007-11-15	132	171	39	29.5%
Day 19	2007-11-16	137	175	38	27.7%
Day 20	2007-11-17	141			
Day 21	2007-11-18	144	177	33	22.9%
Day 22 - Weekly update	2007-11-19	151	179	28	18.5%
Day 23	2007-11-20	156	189	33	21.2%
Day 24	2007-11-21	158	191	33	20.9%
Day 25	2007-11-22	159	191	32	20.1%
Day 26	2007-11-23	160	192	32	20.0%
Day 27	2007-11-24	163	194	31	19.0%
Day 28	2007-11-25	167	198	31	18.6%
Day 29 - Weekly update	2007-11-26	174	202	28	16.1%
Day 30	2007-11-27	181	212	31	17.1%
Day 31	2007-11-28	189	219	30	15.9%
Day 32	2007-11-29	194	224	30	15.5%
Day 33	2007-11-30	195	228	33	16.9%
Day 34	2007-12-01	197	231	34	17.3%
Day 35	2007-12-02	200	233	33	16.5%
Day 36 - Weekly update	2007-12-03	202	240	38	18.8%
Day 37	2007-12-04	205	245	40	19.5%
Day 38	2007-12-05	215	253	38	17.7%
Day 39	2007-12-06	225	261	36	16.0%
Day 40	2007-12-07	229	265	36	15.7%
Day 41	2007-12-08	231	268	37	16.0%
Day 42	2007-12-09	232	270	38	16.4%
Day 43 - Weekly update	2007-12-10	239	276	37	15.5%
Day 44	2007-12-11	245	280	35	14.3%
Day 45	2007-12-12	250	286	36	14.4%
Day 46 - One day prior to deletion	2007-12-13	261	291	30	11.5%
Day 47 - Deletion for non-payment	2007-12-14	218	221	3	1.4%
Day 48 - One day after deletion	2007-12-15	228	230	2	0.9%
Day 49	2007-12-16	237	238	1	0.4%
Day 50	2007-12-17	237	248	11	4.6%
Day 51	2007-12-18	247	260	13	5.3%
Day 52 - Update before Break	2007-12-19	247	271	24	9.7%

Activity	Date	FTE Comparisons			
		Last Yr	This Yr	Change	Pct.
Flex Start registration continues	2008-02-10	331	394	63	19.0%
Flex Start registration continues	2008-02-11	331	395	64	19.3%
Flex Start registration continues	2008-02-12	331	394	63	19.0%
Flex Start registration continues	2008-02-13	332	392	60	18.1%
Flex Start registration continues	2008-02-14	332	392	60	18.1%
Flex Start registration continues	2008-02-15	332	390	58	17.5%
Flex Start registration continues	2008-02-16	331	390	59	17.8%
Flex Start registration continues	2008-02-17	330	390	60	18.2%
Flex Start registration continues	2008-02-18	330	389	59	17.9%
Flex Start registration continues	2008-02-19	331	390	59	17.8%
Flex Start registration continues	2008-02-20	331	390	59	17.8%
Flex Start registration continues	2008-02-21	332	391	59	17.8%
Flex Start registration continues	2008-02-22	331	391	60	18.1%
Flex Start registration continues	2008-02-23	331	391	60	18.1%
Flex Start registration continues	2008-02-24	331	391	60	18.1%
Flex Start registration continues	2008-02-25	331	391	60	18.1%
Flex Start registration continues	2008-02-26	331	390	59	17.8%
Flex Start registration continues	2008-02-27	331	390	59	17.8%
Flex Start registration continues	2008-02-28	331	390	59	17.8%
Flex Start registration continues	2008-02-29	331	390	59	17.8%
Flex Start registration continues	2008-03-01	331	389	58	17.5%
Flex Start registration continues	2008-03-02	331	387	56	16.9%
Flex Start registration continues	2008-03-03	331	388	57	17.2%
Flex Start registration continues	2008-03-04	331	388	57	17.2%
Flex Start registration continues	2008-03-05	331	388	57	17.2%
Flex Start registration continues	2008-03-06	331	388	57	17.2%
Flex Start registration continues	2008-03-07	331	388	57	17.2%
Flex Start registration continues	2008-03-08	331	388	57	17.2%
Flex Start registration continues	2008-03-09	331	388	57	17.2%
Flex Start registration continues	2008-03-10	331	388	57	17.2%
Flex Start registration continues	2008-03-11	331	388	57	17.2%
Flex Start registration continues	2008-03-12	331	388	57	17.2%
Flex Start registration continues	2008-03-13	331	388	57	17.2%
Flex Start registration continues	2008-03-14	331	388	57	17.2%
Flex Start registration continues	2008-03-15	331	388	57	17.2%
Flex Start registration continues	2008-03-16	331	388	57	17.2%
Flex Start registration continues	2008-03-17	331	387	56	16.9%
Flex Start registration continues	2008-03-18	331	387	56	16.9%
Flex Start registration continues	2008-03-19	331	387	56	16.9%
Flex Start registration continues	2008-03-20	331	387	56	16.9%
Flex Start registration continues	2008-03-21	332	386	54	16.3%
Flex Start registration continues	2008-03-22	332	386	54	16.3%
Flex Start registration continues	2008-03-23	332	386	54	16.3%
Flex Start registration continues	2008-03-24	332	386	54	16.3%
Flex Start registration continues	2008-03-25	332	385	53	16.0%
Flex Start registration continues	2008-03-26	332	385	53	16.0%
Flex Start registration continues	2008-03-27	331	385	54	16.3%
Flex Start registration continues	2008-03-28	331	385	54	16.3%
Flex Start registration continues	2008-03-29	331	385	54	16.3%
End of Registration	2008-03-30	330	385	55	16.7%
End of Term FTE for 200720	2008-03-31	326	385	59	18.1%

