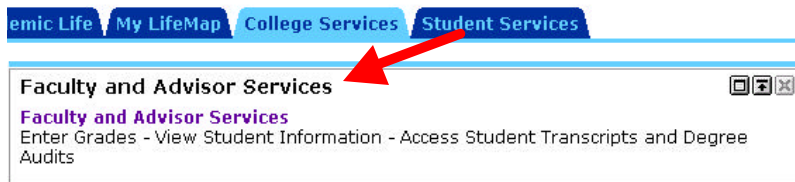


Obtaining Your Schedule

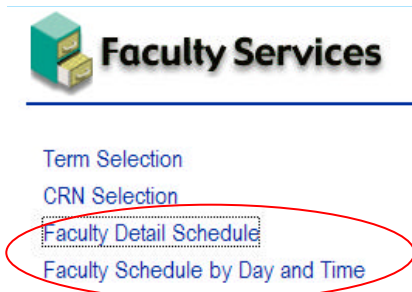
1. Access Atlas at <http://atlas.valenciacc.edu/>
2. Enter your **User Name** and 6 digit **PIN**
3. Click on the **College Services** tab



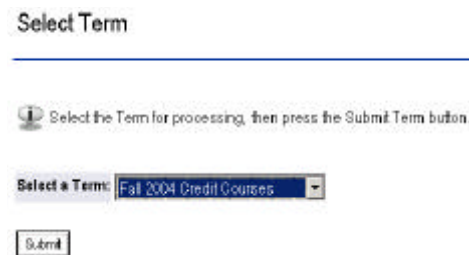
4. Click on **Faculty and Advisor Services**



5. Click on Faculty Detail Schedule or Faculty Schedule by Day and Time



6. Select the **Term**, then click on Submit



7. Go to your browser's print button and Print