

VALENCIA COLLEGE

Fall 2018 Enrollment Report District Board of Trustees

September 12, 2018



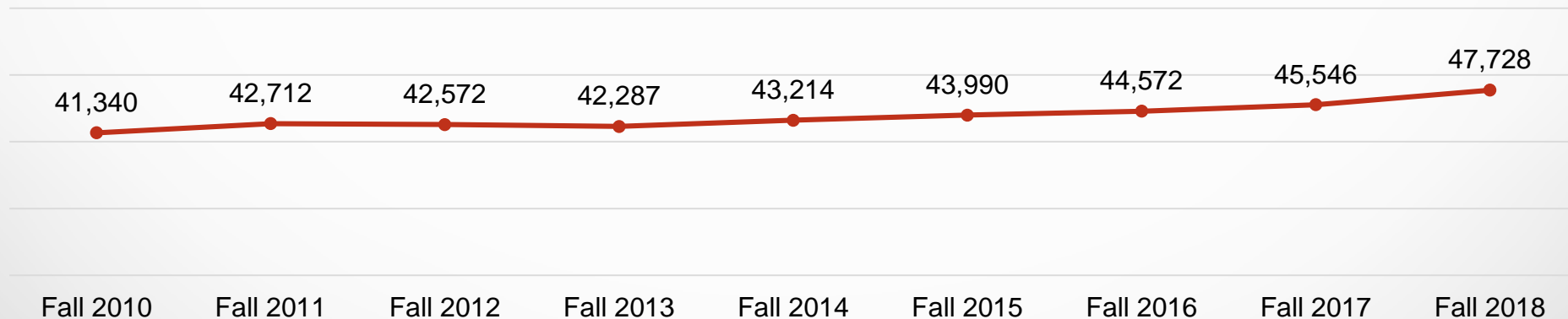
The Story of Fall 2018 Enrollment

- ✓ Student headcount enrollment is up
- ✓ FTE is up
- ✓ Dual Enrollment continues to grow
- ✓ Bachelor degree enrollment is up
- ✓ Student characteristics remain the same (demographics, new/returning students)
- ✓ Students from Puerto Rico are doing very well!

Fall 2018 Enrollment

College-wide Headcount	Fall 2017 (Beginning of Term)	Fall 2018 (Beginning of Term)	% Difference
Headcount (College)	45,546	47,728	4.7%
Poinciana Campus	1,117	1,534	37.3%
Dual Enrollment	3,522	5,183	47.2%
International Students	1,203	1,235	2.7%
FTE	13,453	13,824	2.8%

College-wide Unduplicated Headcount
Fall Terms

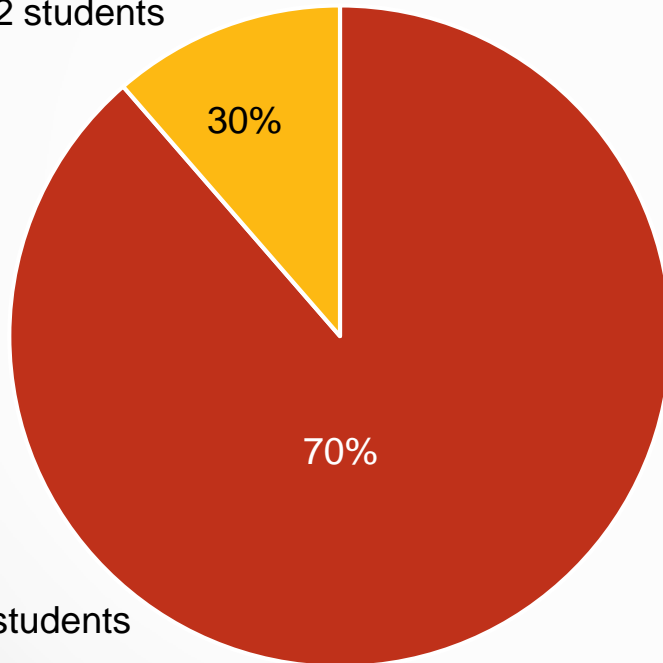


Fall Enrollment Comparison

Beginning of Term : New/Returning Students

FALL 2018

14,162 students



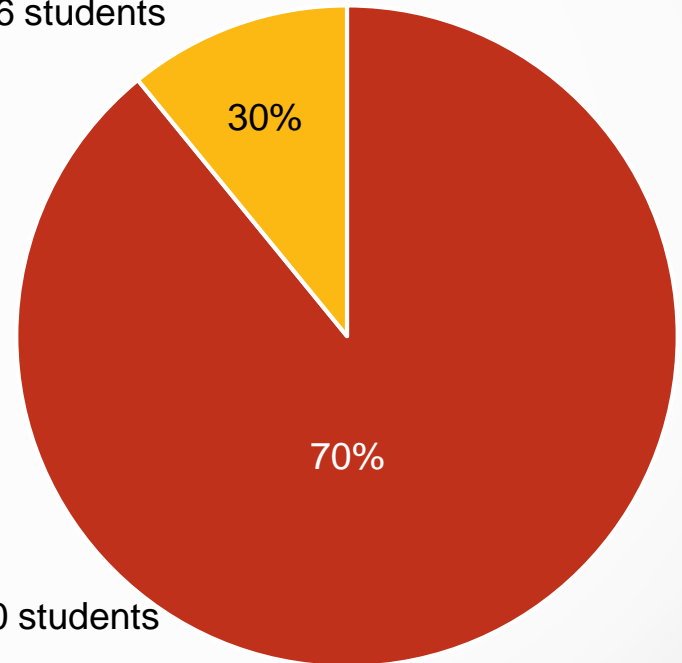
70%

30%

33,566 students

FALL 2017

13,556 students



70%

30%

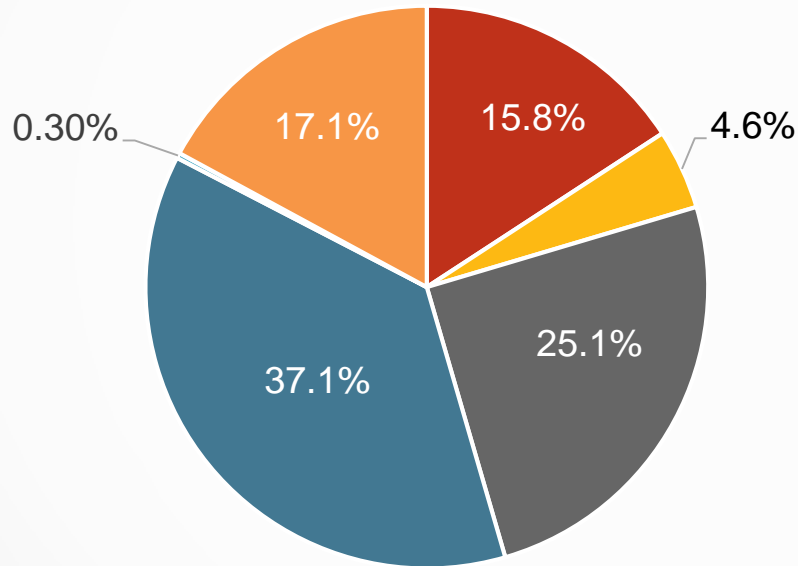
31,990 students

- Returning Students
- New Students

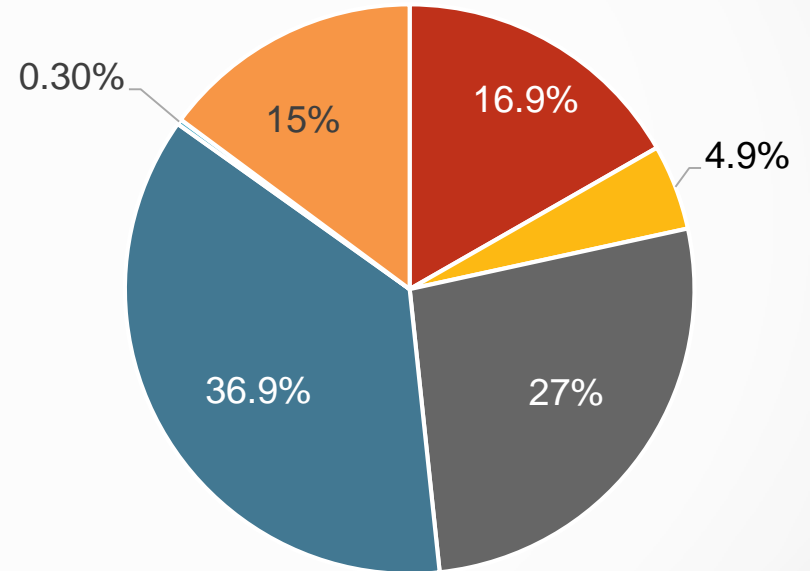
Fall Enrollment Comparison

Beginning of Term

Fall 2018



Fall 2017

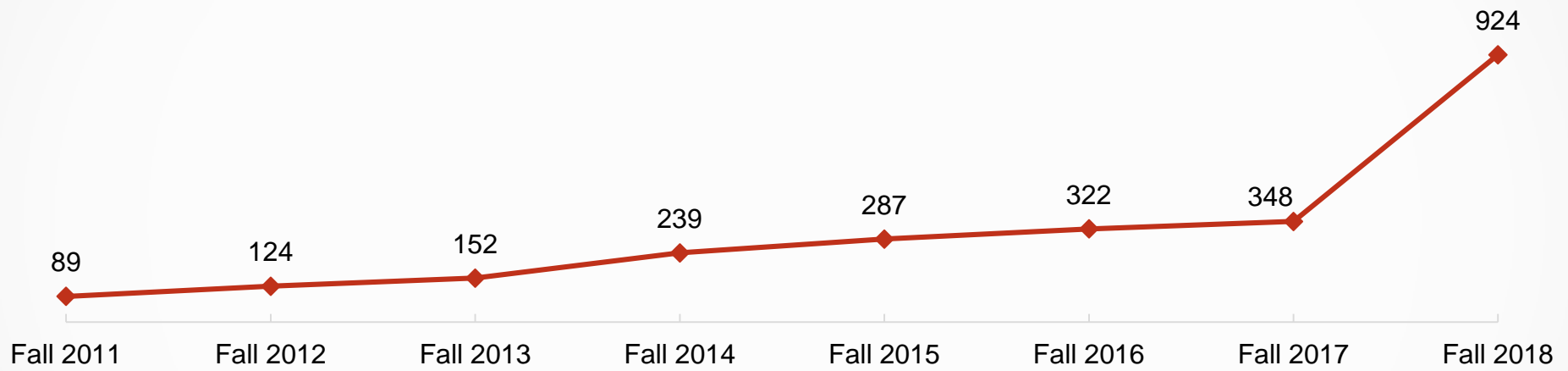


- African American
- Asian/Pacific Islander
- Caucasian
- Hispanic
- Native American
- Other



Bachelor's Degrees Program Growth

College-wide Baccalaureate Degrees Enrollment



✓ Bachelor's Degree programs - 165.5% growth from last fall to this fall.



Students from Puerto Rico

Hurricane-affected Students from Puerto Rico Headcount

Fall 2017	Spring 2018	Summer 2018	Fall 2018
5	196	137	261

Spring 2018: Overall Average GPA 3.04

Summer 2018: Overall Average GPA 3.15

Questions