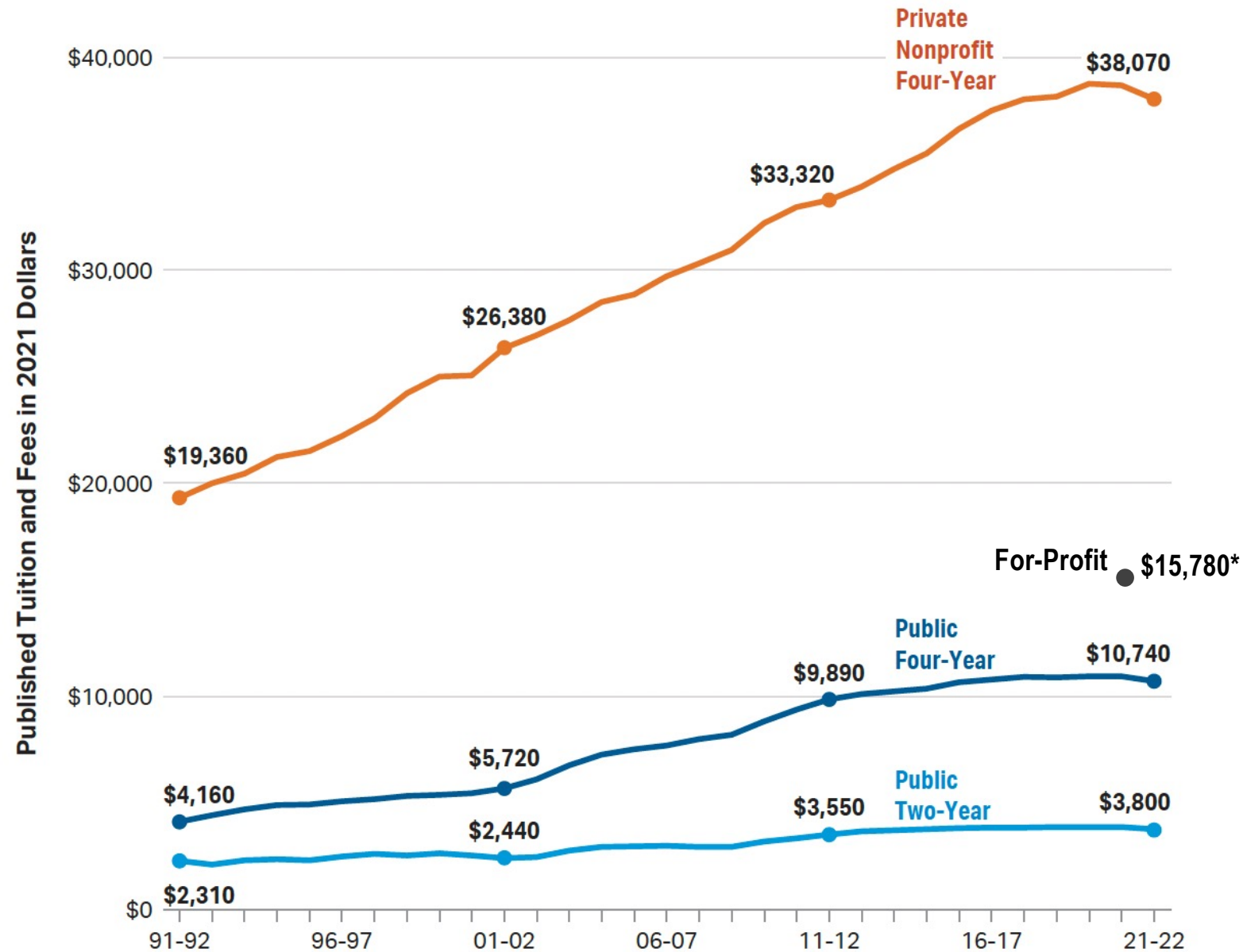


2022 Annual Affordability Report

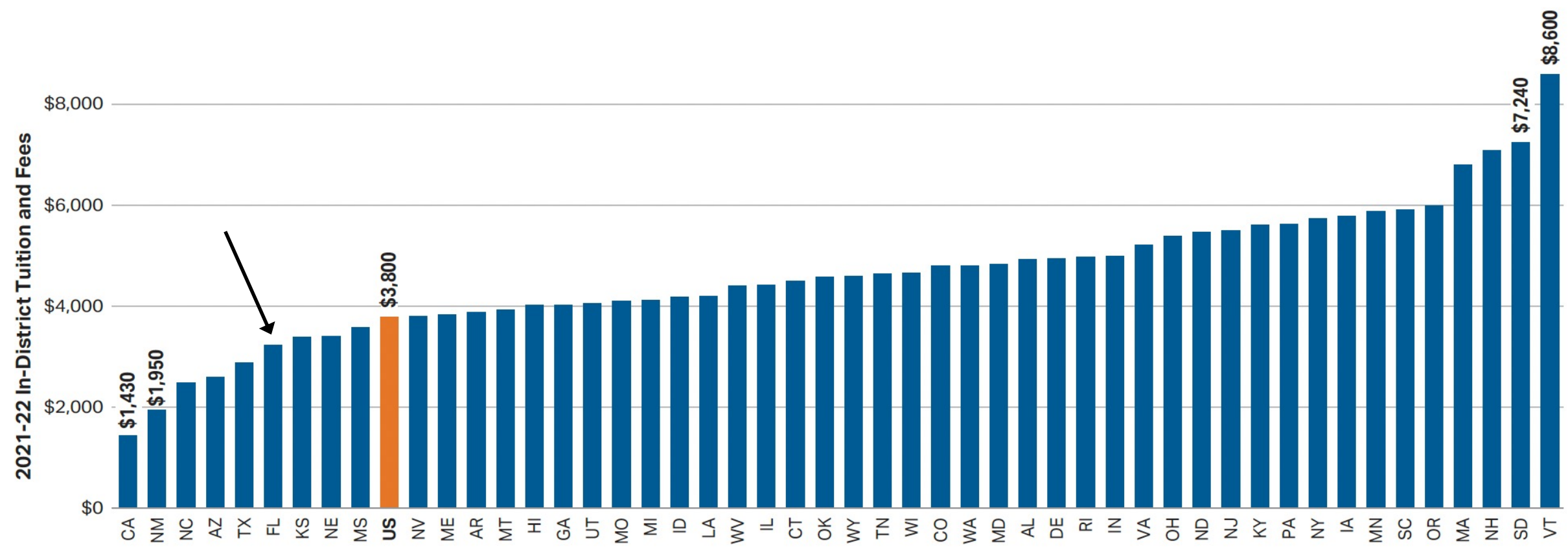
Board of Trustees Meeting
February 24, 2022

Average Published Tuition and Fees in 2021 Dollars, by Sector

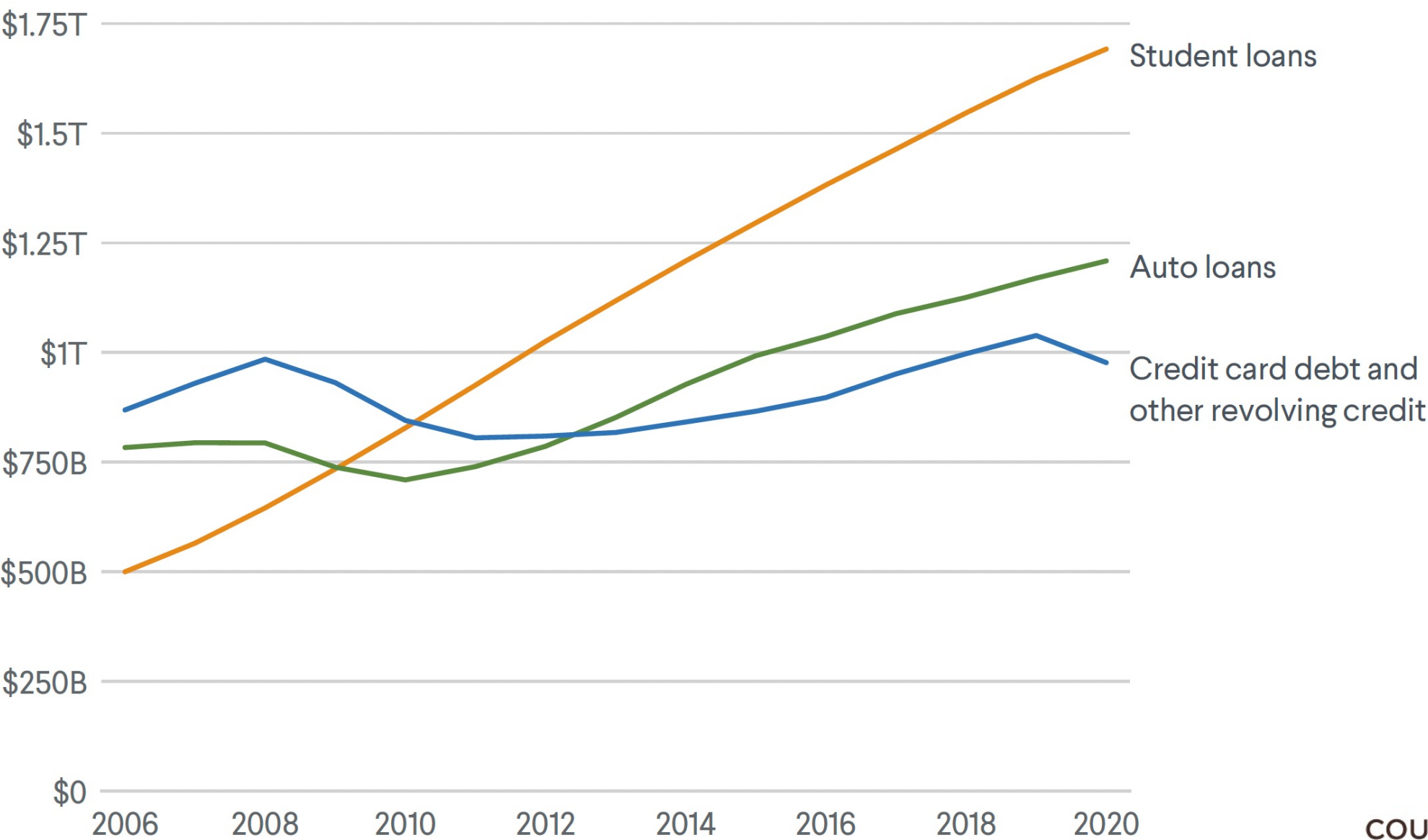


*2020-21 sticker price, not adjusted for inflation

Average 2020-21 In-District Tuition and Fees at Public, Two-Year Institutions

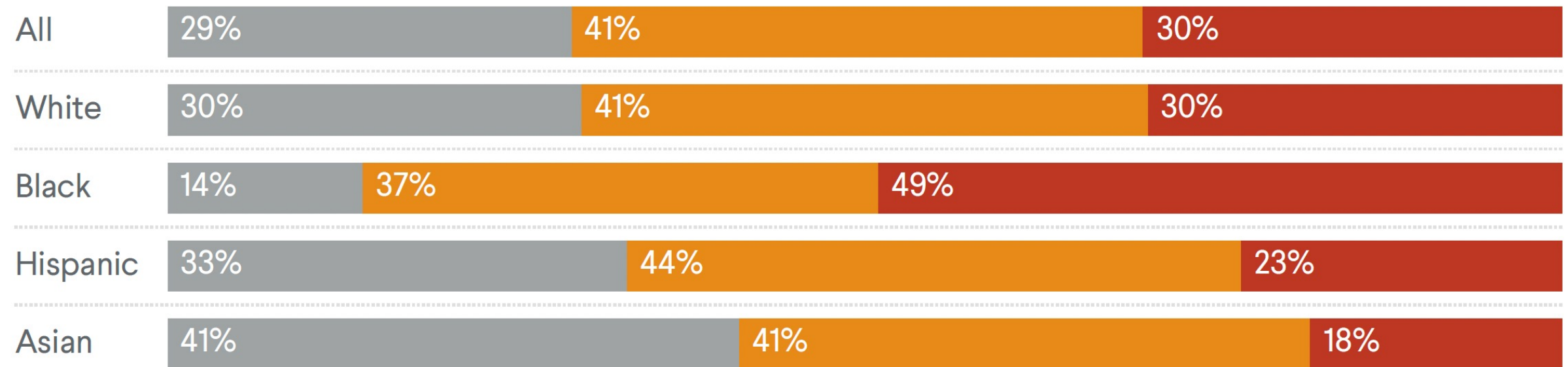


United States Student Loan Debt



Amounts borrowed by 2015-16 bachelor's degree graduates, by race/ethnicity

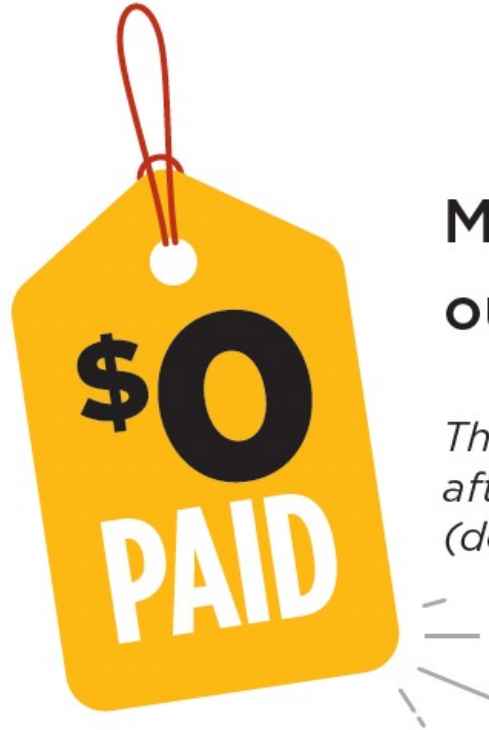
■ No debt ■ Under \$30K ■ \$30K or more



Note: Percentages do not always add up to 100 due to rounding.

Source: American Council on Education.

COUNCIL*on*
FOREIGN
RELATIONS



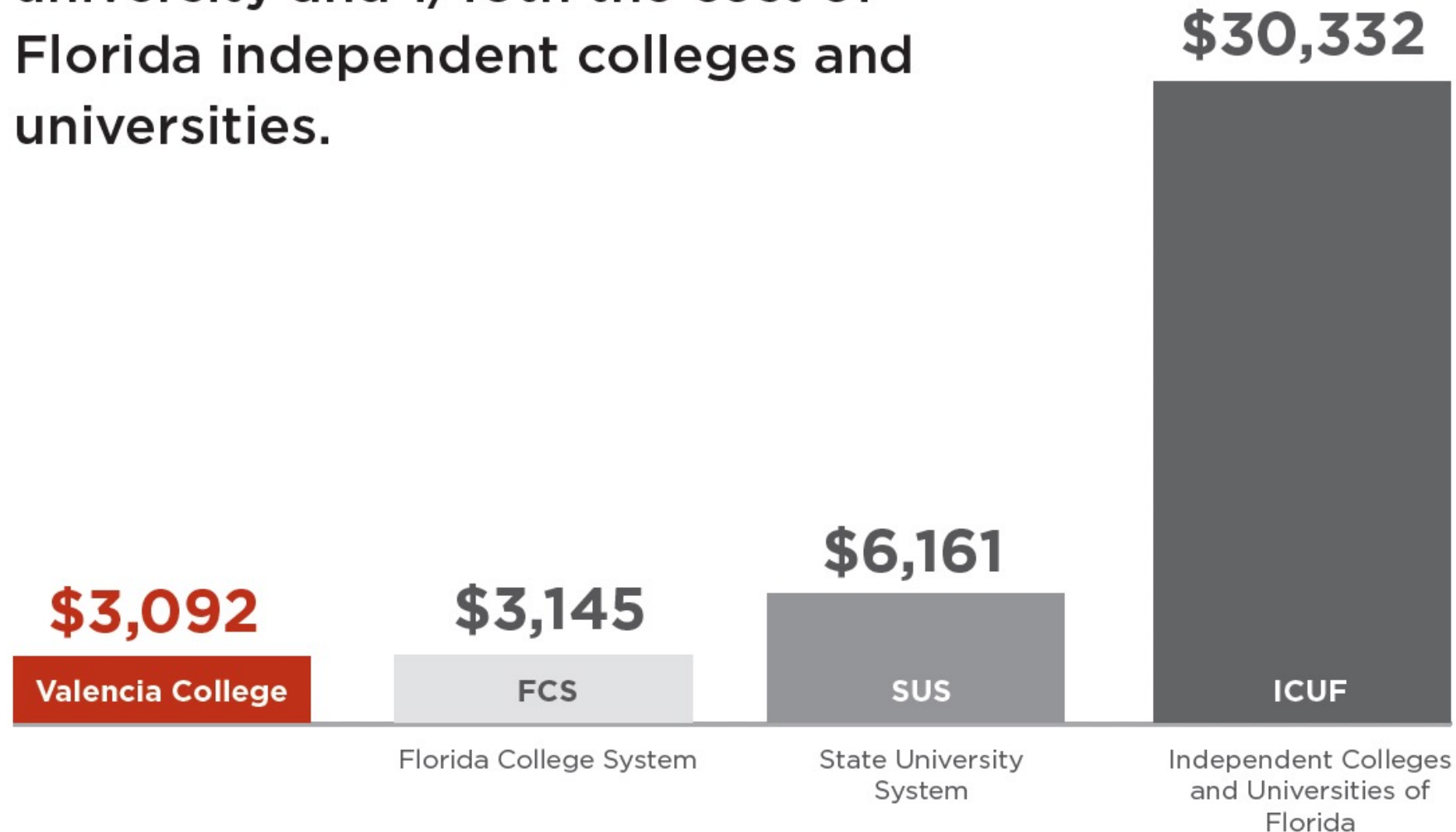
More than 1/3 of students pay nothing
out of pocket for tuition and fees.

*This includes students who paid \$0 in tuition and fees
after support from grants, scholarships, and waivers
(does not include loans).*

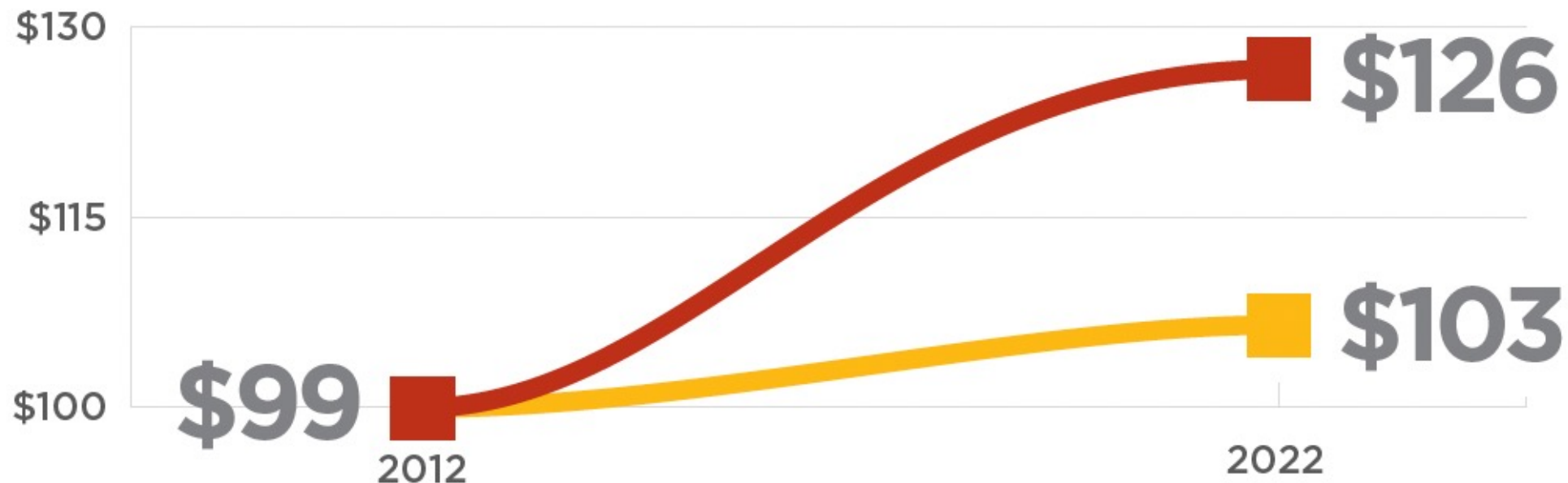


33%

Valencia College tuition and fees are 1/2 the cost of a state university and 1/10th the cost of Florida independent colleges and universities.



Valencia College has only increased tuition one time in the last decade. If tuition and fees were adjusted for inflation, the current rate in 2022 would be \$126 per credit hour.



Valencia College has actively pursued ways to reduce the cost of textbooks for our students, from an average cost of \$126 per course in 2012 to \$65 per course in 2020-21.



In 2020-21 only 23% of enrolled Valencia College students took out a loan to support their educational experience. For students who took out a loan, the average loan amount was \$5,496.

Incoming transfer students and those who leave without earning a credential are excluded to narrow the data for this specific question.

23%



Of the 18,510 Valencia College students who received a federal Pell Grant based on financial need, 88% received an average of \$2,750 to cover expenses beyond tuition and fees.



\$2,750

State Funding Per Full-Time (FTE) Equivalent Enrollment at Largest Florida College System Institutions

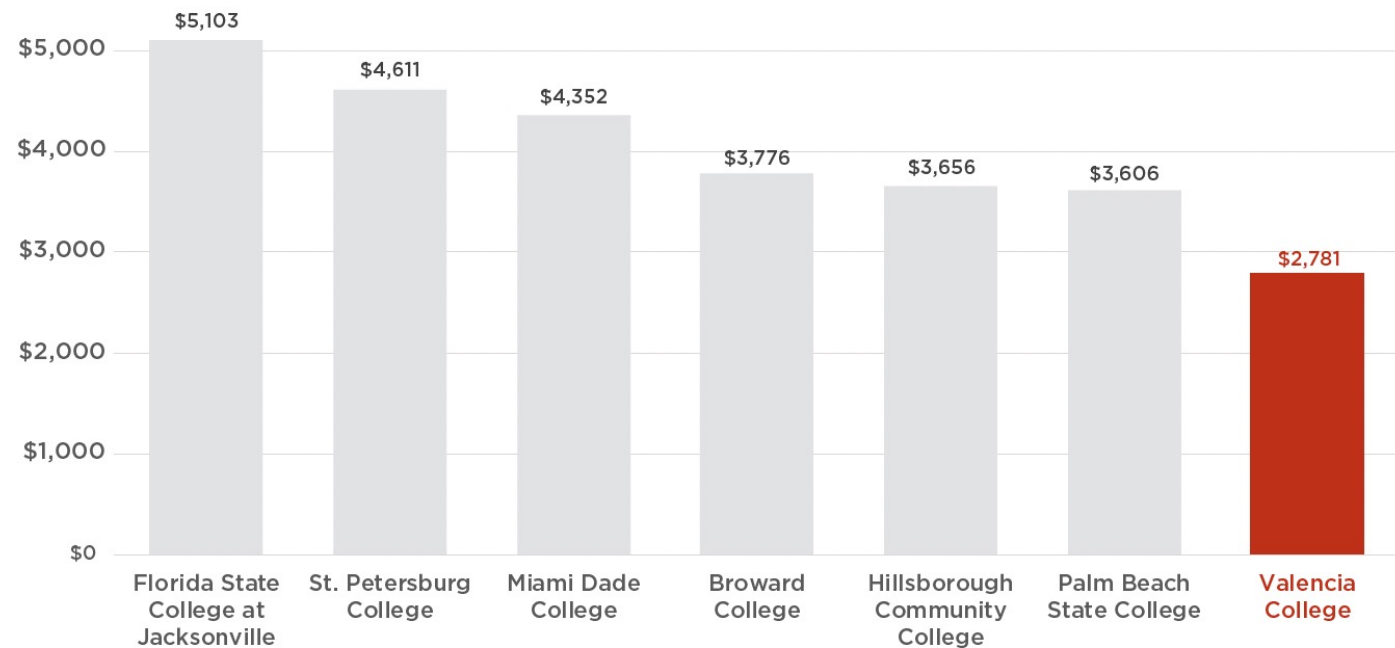
Valencia College receives the least funding per student in the Florida College System. The average level of state funding provided to the seven largest colleges in the Florida College System is more \$1,200 higher than the amount that Valencia College receives.

If Valencia College were funded at the average rate per FTE of the largest colleges in the FCS, it would mean an additional \$41 million in state funding annually.

Funding per FTE calculated by taking the 2021-22 annual recurring state funding provided to each institution divided by 2020-21 FTE enrollment.

\$1200

LESS PER FTE THAN THE STATE AVERAGE OF THE LARGEST COLLEGES IN THE FCS.



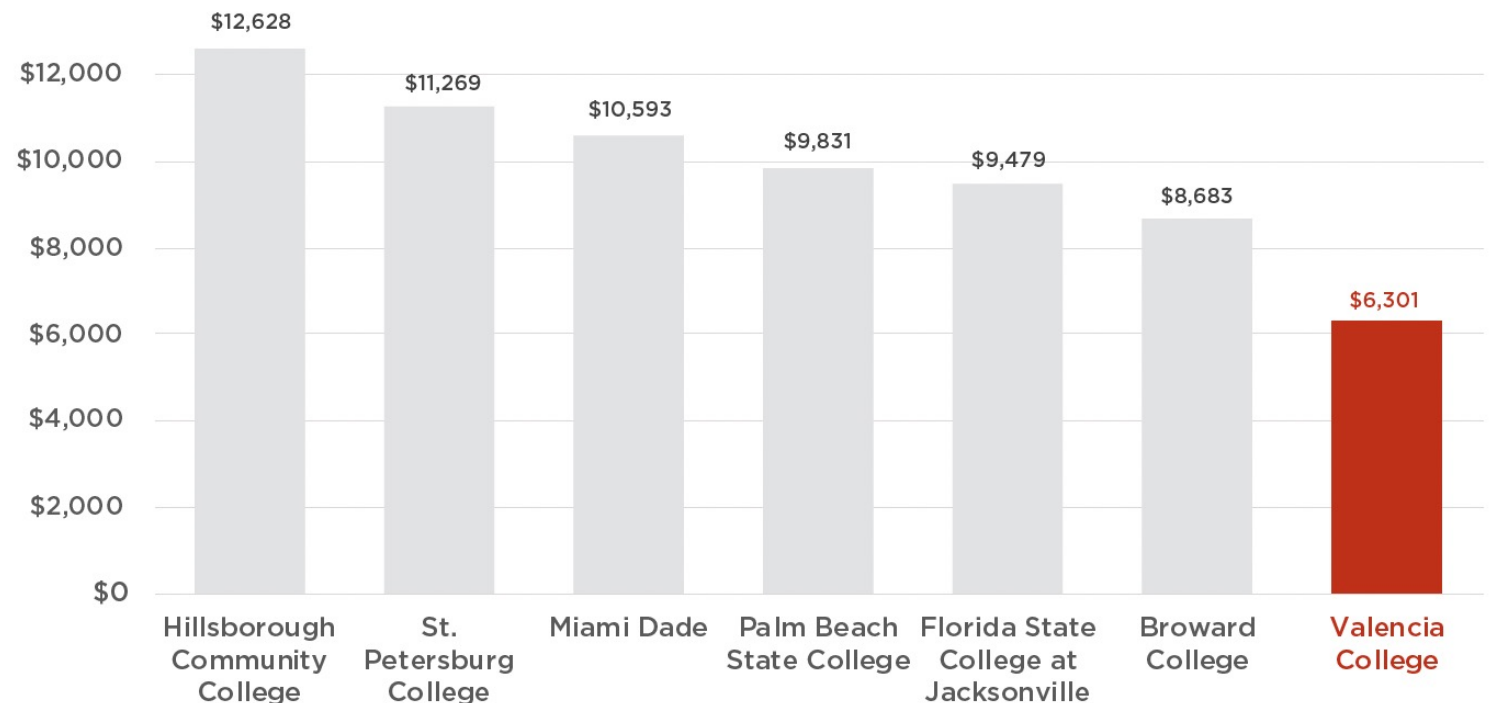
State Funding Per Completer

Valencia College receives more than \$3,500 less per completer than the average amount provided to the seven largest colleges in the Florida College System. If Valencia College were funded at the average rate per completer of the largest colleges in the FCS, it would mean an additional \$53 million in state funding annually.

Funding per FTE calculated by taking the 2021-22 annual recurring state funding provided to each institution divided by the number of students who completed an AA, AAS, AS, BAS, BS, PSAV/CTC, PSVC/CCC, ATD, or ATC in 2020-21.

\$3500

**LESS PER COMPLETER THAN THE
STATE AVERAGE OF THE LARGEST
COLLEGES IN THE FCS.**



Discussion

- ☐ Who needs to know the information communicated in Valencia's Affordability Report?
- ☐ In what format should we consider sharing this information with each audience?

2022 Annual Affordability Report

VALENCIA COLLEGE



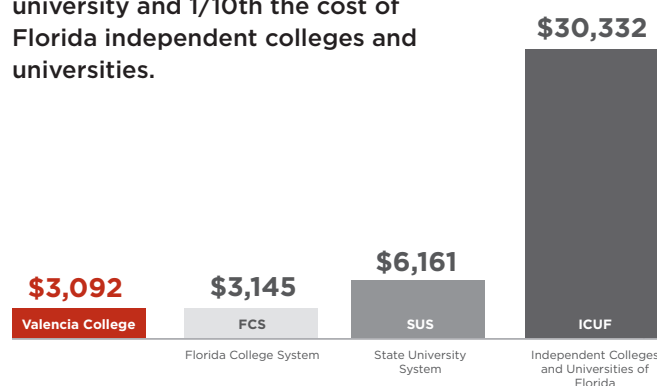
More than 1/3 of students pay nothing out of pocket for tuition and fees.

This includes students who paid \$0 in tuition and fees after support from grants, scholarships, and waivers (does not include loans).

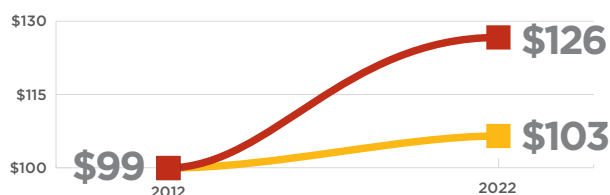


33%


Valencia College tuition and fees are 1/2 the cost of a state university and 1/10th the cost of Florida independent colleges and universities.



Valencia College has only increased tuition one time in the last decade. If tuition and fees were adjusted for inflation, the current rate in 2022 would be \$126 per credit hour.



Valencia College has actively pursued ways to reduce the cost of textbooks for our students, from an average cost of \$126 per course in 2012 to \$65 per course in 2020-21.



In 2020-21 only 23% of enrolled Valencia College students took out a loan to support their educational experience. For students who took out a loan, the average loan amount was \$5,496.

Incoming transfer students and those who leave without earning a credential are excluded to narrow the data for this specific question.

23%

Of the 18,510 Valencia College students who received a federal Pell Grant based on financial need, 88% received an average of \$2,750 to cover expenses beyond tuition and fees.



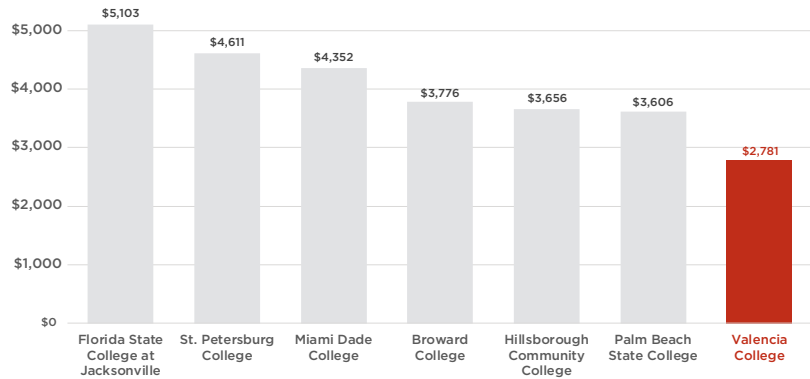
\$2,750

State Funding Per Full-Time (FTE) Equivalent Enrollment at Largest Florida College System Institutions

Valencia College receives the least funding per student in the Florida College System. The average level of state funding provided to the seven largest colleges in the Florida College System is more \$1,200 higher than the amount that Valencia College receives.

If Valencia College were funded at the average rate per FTE of the largest colleges in the FCS, it would mean an additional \$41 million in state funding annually.

Funding per FTE calculated by taking the 2021-22 annual recurring state funding provided to each institution divided by 2020-21 FTE enrollment.



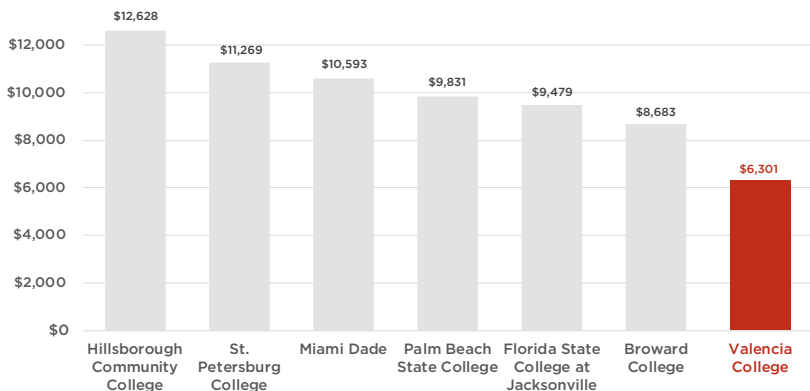
\$1200

LESS PER FTE THAN THE STATE AVERAGE OF THE LARGEST COLLEGES IN THE FCS.

State Funding Per Completer

Valencia College receives more than \$3,500 less per completer than the average amount provided to the seven largest colleges in the Florida College System. If Valencia College were funded at the average rate per completer of the largest colleges in the FCS, it would mean an additional \$53 million in state funding annually.

Funding per FTE calculated by taking the 2021-22 annual recurring state funding provided to each institution divided by the number of students who completed an AA, AAS, AS, BAS, BS, PSAV/CTC, PSVC/CCC, ATD, or ATC in 2020-21.



\$3500

LESS PER COMPLETER THAN THE STATE AVERAGE OF THE LARGEST COLLEGES IN THE FCS.

Commitment to Affordability

As a public institution charged with providing open access to quality higher education, the affordability of a Valencia College education is essential to our mission of student access, learning, success, and completion. Despite being funded by the state at a significantly lower rate than our peer institutions, Valencia College has maintained a steadfast commitment to providing an affordable pathway to postsecondary education in Orange and Osceola counties.