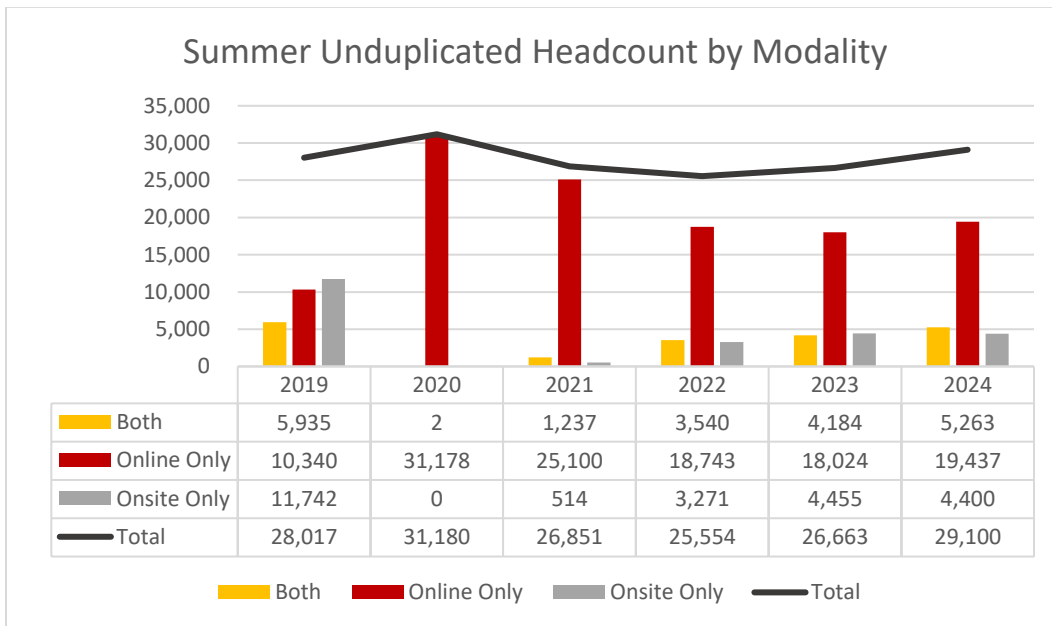
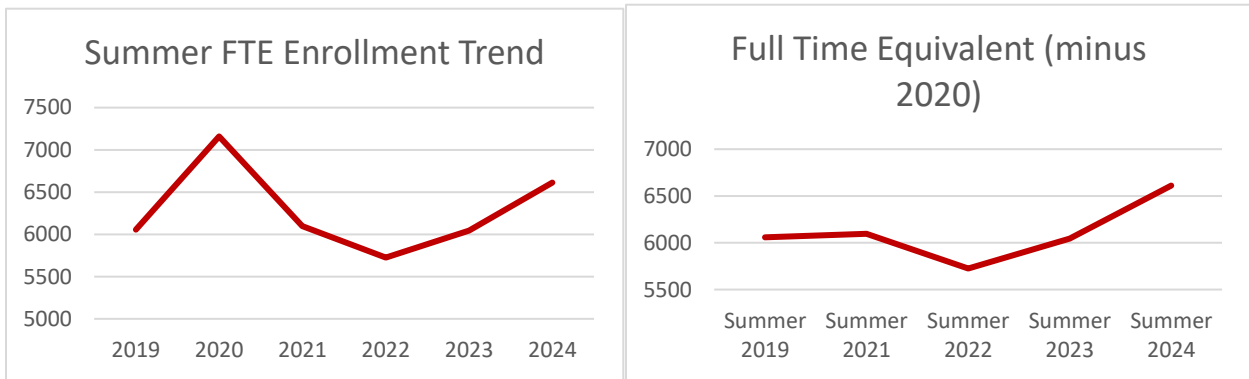




Summer 2024 Enrollment Report

Headcount/FTE Comparison by Modality

The total number of students enrolled at Valencia increased 9.3% from Summer 2023 to Summer 2024, and full-time equivalent (FTE) enrollment (a measure of credit hours) increased 9.5% from last summer. While there has been a slow trend of more students enrolled in onsite and “both” modalities, online continues to be the modality of choice for summer enrollment. With the exception of Summer 2020 (which had an artificially high enrollment due to course retake opportunities resulting from the pandemic), Summer 2024 is the largest summer enrollment at Valencia.



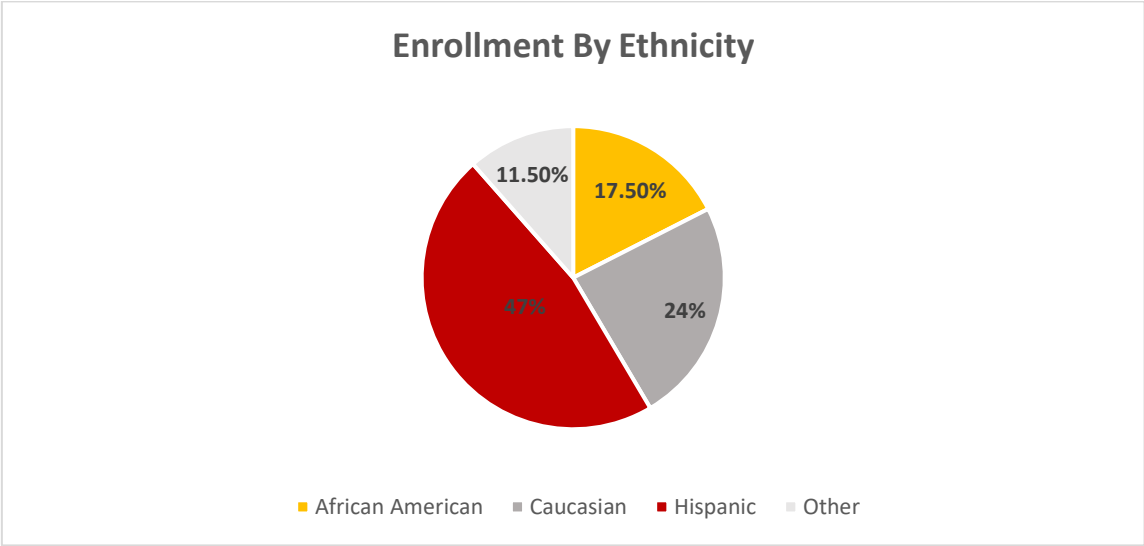
Enrollment by Student Type

We continue to see strong enrollment across the primary student types of First-Time-in-College (FTIC), Returner, and Transfer. Summer semester is historically the smallest for FTIC enrollment. The largest sector of enrollment continues to be returner students, which accounts for nearly 77% of our overall enrollment for the summer term.

Student Type	Summer 2023 Headcount	Summer 2024 Headcount	Unduplicated Headcount Difference
FTIC	889	951	7%
Returner	20,335	22,371	10%
First-Time @ Valencia (Transfer)	1,689	1,924	14%

Enrollment by Ethnicity

Hispanic unduplicated headcount student enrollment accounts for nearly 47% of our overall summer enrollment. Hispanic student enrollment is up 15% for summer 2024 compared to summer 2023.



Note: all data provided in this report based on 41 days after semester start |