

SEP

18

CCSSE 2017 Results are Now Available



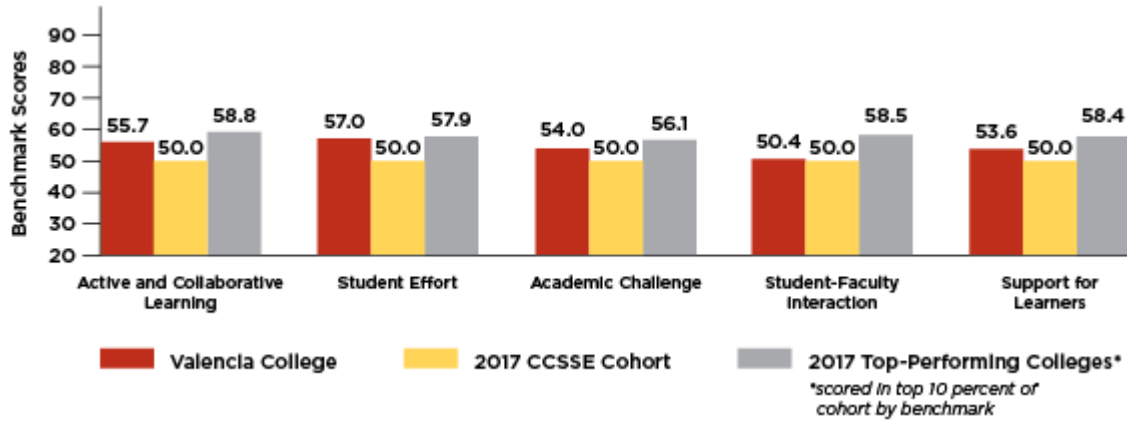
By [Nichole Jackson](#), Assistant Director, Learning Assessment

What are our students saying about their engagement at Valencia? How does this compare to community colleges across the nation? Are there improvements since two years ago?

You can find many answers to these questions online now, since the Community College Survey of Student Engagement (CCSSE) results are in.

This past spring, 3,863 students from Valencia College took the CCSSE. Our overall responses include a base sample as part of a nationwide cohort and an over-sample so that we could invite additional students enrolled in the [New Student Experience course](#) to take the survey.

The base sample is used to add up scores across sets of questions that create benchmarks; Valencia usually scores above the center on these measures. For example, our “Student Effort” benchmark score, which is at 57 percent, is seven points higher than all colleges administering the survey this past year.



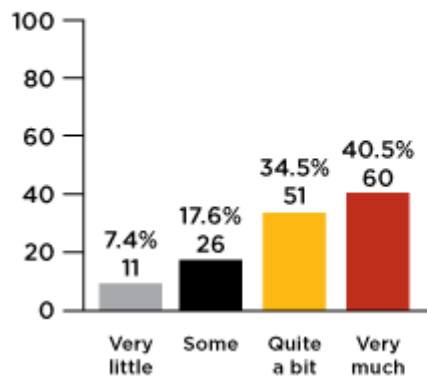
While Valencia's success is evident in the benchmarks, when questions are taken individually there are clear areas where students point to room for improvement.

For an example of a success, 83.9 percent of the students in the base and over-sample reported that Valencia provided the support needed to help them succeed at the College in 2015, and this high percentage is identical in 2017.

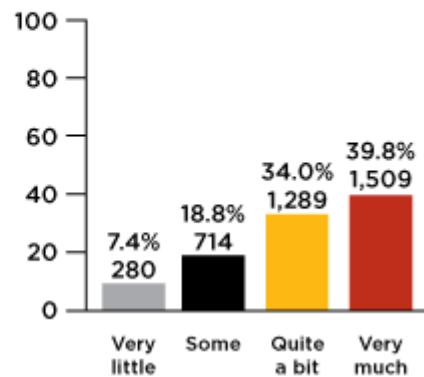
Whereas, in 2015 only 35.4 percent of the same students felt Valencia emphasized helping them cope with their non-academic responsibilities, such as work or family. Valencia counselors noticed this metric in 2015 and have been focused on providing more support in this area. The 2017 results show some improvement to 37 percent of the students.

## How much has Valencia contributed to: developing clearer career goals?

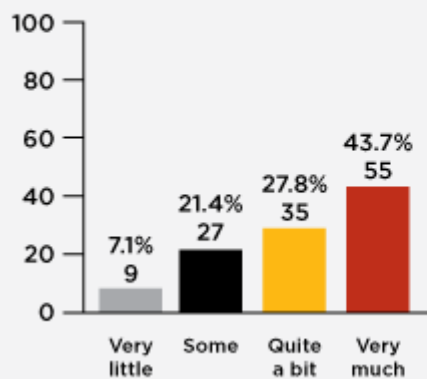
2017 Business students (all)



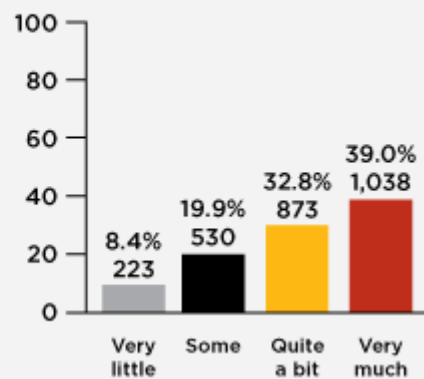
2017 All student responses



2015 Business students (all)



2015 All student responses



Another comparison shows improvement in the number of students who are developing clearer career goals. In 2015, this data point was already very high with 71.8 percent of students in the base and over-sample saying their Valencia experience contributed “quite a bit” or “very much.” In 2017, that percentage increased to 73.8 percent, and for some A.S. programs like business, to 75 percent.

The interactive data available online includes student responses to the CCSSE matched to more variables than ever before, including campus, evening/weekend classes and

Program		Took SLS1122 (NSE course)	
(All)		(All)	
Campus	Most frequent classtime	(All)	(All)
Full-time/Part-time	Percentage of courses online	(All)	(All)
Meta-major	Total credits range	(All)	
1720 designation	GPA range	(All)	
Age (group)	High school GPA range	(All)	
Ethnicity gender	LASSI Attitude score	(All)	
Have children living with them	LASSI Info processing score	(All)	
English is native language	LASSI Motivation score	(All)	
International/foreign national	LASSI Time mngmt score	(All)	
Special needs (ADA)	LASSI Test strategies score	(All)	

even

[LASSI \(Learning and Study Strategies Inventory\) scale](#)

scores. Going deeper into the sets of responses for each question allows us to find areas where students who are struggling could use extra support. For example, students with low LASSI scale scores in motivation or test strategies are much more likely to withdraw from classes as a result of feeling academically unprepared.

*Student characteristics and at-risk population filters are available for discussion and decisions.*

Institutional Assessment will be holding Skype sessions online to share the results collegewide. For this reason, 55 minute overview sessions will be repeated via Skype on Tuesday, September 26, 2017, at 10 a.m., 1 and 3 p.m.; and also again on Wednesday, September 27, 2017, at 11 a.m.

To join these sessions via Skype:

- [Click here](#) for Skype for Business Web App.
- Create a guest name to join the meeting.
- Uncheck the box "Install Skype for Business Web App Plug-In."
- Click "Join the meeting" to launch the web app.

To join by phone, call 407-582-5757 and use the conference ID 621561.

During these sessions, we will discuss CCSSE and look at the data online using Tableau. No experience with data or software is necessary.

Please note that the first 15 minutes of each presentation will be an overview of CCSSE that is relevant to all Valencia employees; those who are not direct users of the data may choose to drop off the call at that time. The second portion will include a user-friendly tutorial about how to interact with the data, and we will see some meaningful results from CCSSE 2017 including comparisons to 2015.

Please contact the Institutional Assessment office to discuss other meaningful findings or for assistance with the results and reports, which are available on the [Institutional Assessment webpage](#).