



Discussion and Decision Dataset – online

3,863 students from Valencia college took the Community College Survey of Student Engagement (CCSSE) during spring 2017.



Presentation Overview

- *CCSSE* Overview
 - 2017 base and oversample N=3,863
 - 2015 base and oversample N=2,733
- Data available in Tableau
- Results and Comparisons
- Careful Look and Questions



CCSSE Overview

Community College Survey of Student Engagement

Reports from CCSSE draw on our base sample (N=1407) and compare our results to the 2017 cohort of colleges administering the CCSSE.

CCSSE 2017 refresh

Most survey items did not change, but there are minor adjustments to wording

Item 4. How often during the current academic year have you done each of the following?

4i. Participated in a community-based project (service-learning activity) as part of a regular course

AND new questions

Item 12.1 How often have you used the following services during the current academic year?

12.1k. Library resources and services

CCSSE reports on the VIA website

Home ▶ Assessment & Institutional Effectiveness ▶ Surveys

Navigate

Home

Learning Outcomes
Assessment (LOA)

Data Team

Student Feedback Survey

CCSSE Survey

Planning

State Assessment Meeting

Aspen Prize

Meet the Team

Related Links

Institutional Assessment

The Community College Survey of Student Engagement (CCSSE)

Interactive workbook of CCSSE 2015 and 2017 data available here:

[Discussion and Decision Dataset--CCSSE](#)

[\(Overview of how to use the data available online\)](#). 

The CCSSE provides information about effective educational practice in community colleges and assists institutions in using that information to strengthen student learning and persistence. Student engagement is defined as the amount of time and energy students invest in meaningful educational practices. Please contact our office for more information and customized reports using the CCSSE data.

<https://valenciacollege.edu/VIA>

Valencia reports and survey items

CCSSE 2017 results are in. Select reports from the items below.

2017

Start with Key Findings at the top

The ad... The co... high... res... from five CCSSE special-focus items. Select faculty survey data are also highlighted. No... at this report only shows the base sample of 1,375 students, so... did not complete enough of the questions to be included in... es not include the oversample, which is the additional student... the... ey beyond the base sample that was randomly determined by... base sample and oversample results include 3,863 students from Vale...

Key Findings Report - Executive Summary 2017 PDF
(N=1,375 base sample) compared to the CCSSE...

Additional Reports for Valencia

- [Valencia College Benchmark by Enrollment \(part-time and full-time\)](#)
- [Valencia College Frequencies by Enrollment \(part-time and full-time\)](#)
- [Academic Advising and Planning by Enrollment \(part-time and full-time\)](#)
- [Achieving the Dream \(AtD\) Benchmarks by Enrollment \(part-time and full-time\)](#)
- [Achieving the Dream \(AtD\) Frequencies by Enrollment \(part-time and full-time\)](#) PDF
- [Hispanic Serving Institutions \(HSI\) Benchmarks by Enrollment \(part-time and full-time\)](#) PDF
- [Hispanic Serving Institutions \(HSI\) Frequencies by Enrollment \(part-time and full-time\)](#) PDF

Scroll down for Special Reports

Survey Items Used

- [2017 CCSSE Refresh Items Used](#) PDF
- [2017 CCSSE Special Focus Items](#) PDF
- [2017 CCFSSSE Refresh Items Used](#) PDF
- [2005-2015 CCSSE Items Used](#) PDF
- [2015 CCSSE Special Focus Items](#) PDF
- [2015 CCFSSSE Items Used](#) PDF
- [2013 CCSSE Special Focus Items](#) PDF
- [CCSSE Student Report Information Sheet](#) PDF

Frequently Asked Questions

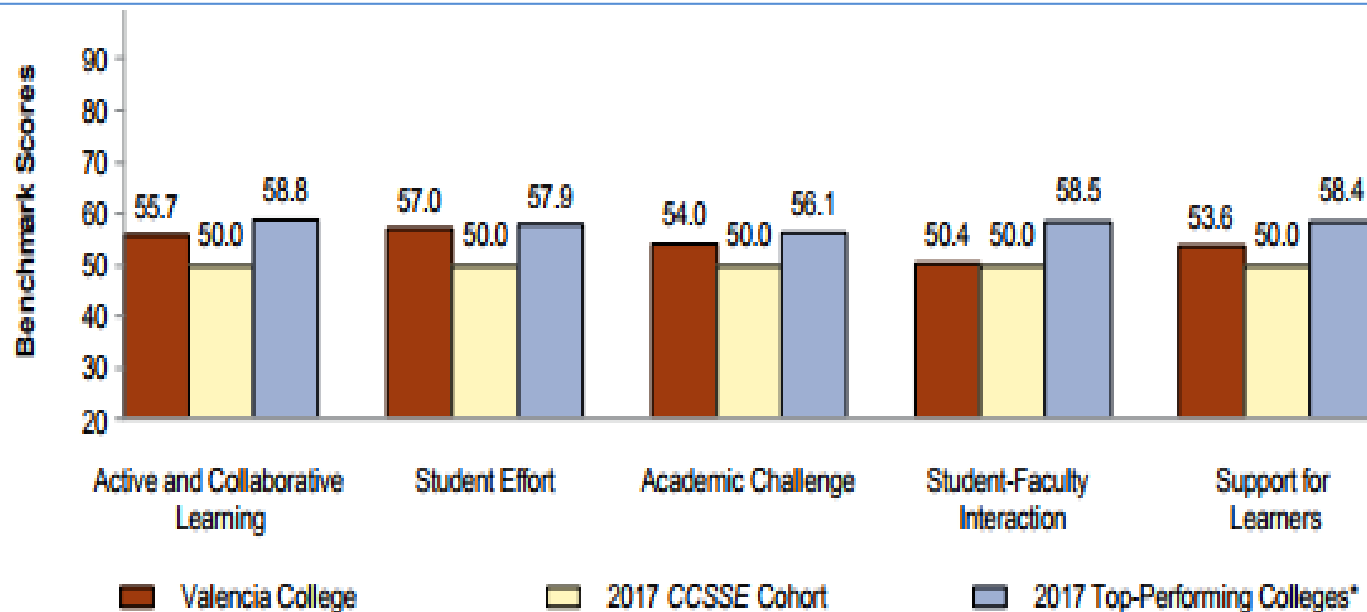
- [Benchmarks overview 2011-15](#) PDF
- [Benchmarks calculated 2017](#) PDF
- [CCSSE Frequently Asked Questions](#) PDF
- [CCFSSSE Frequently Asked Questions](#) PDF
- [E-mail to Students](#) PDF
- [E-mail to Faculty](#) PDF
- [Letter to Faculty - Scheduling](#) DOC
- [Letter to Faculty - Thank You](#) DOC

Find the survey questions at the bottom

[CCSSE Survey](#)

Valencia benchmark comparisons

Valencia's 2017 scores are above the nationwide cohort on all benchmarks, but lowest in student-faculty interaction



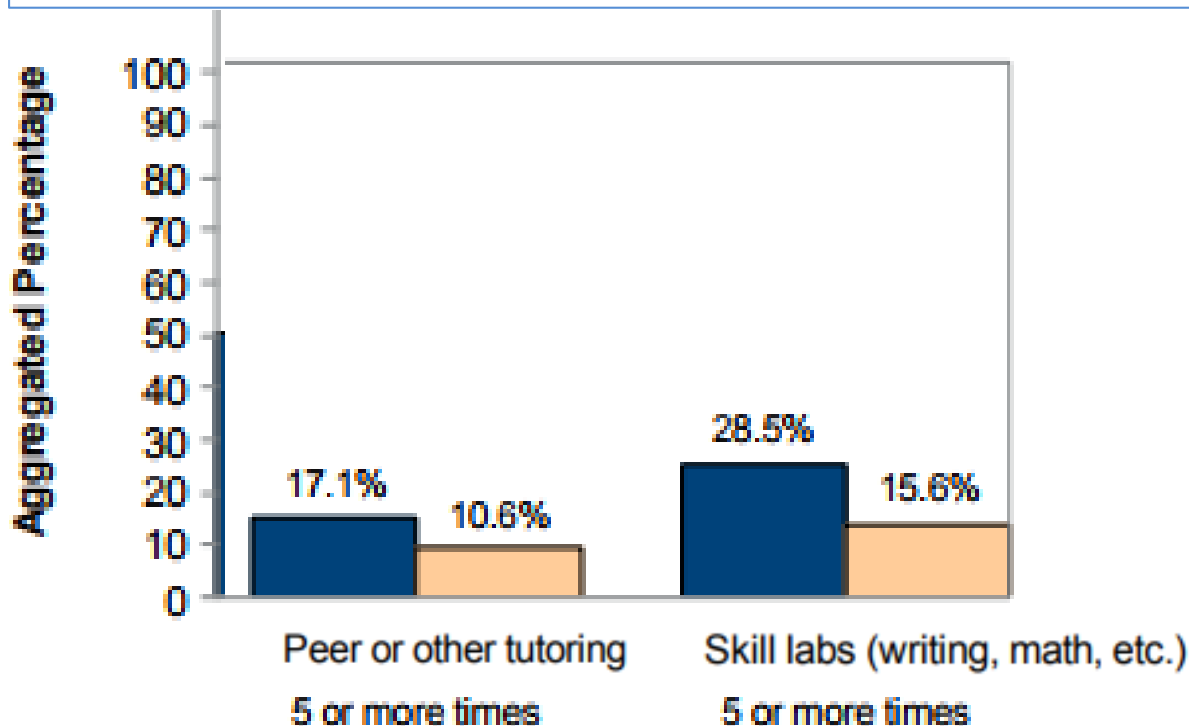
*Top-Performing colleges are those that scored in the top 10 percent of the cohort by benchmark.

Notes: Benchmark scores are standardized to have a mean of 50 and a standard deviation of 25 across all respondents. For further information about how benchmarks are computed, please visit www.cccse.org.

2017 Key Findings

Valencia highest student engagement

Valencia's student engagement is highest over the cohort in Use of Peer or other tutoring, Use of Skill labs, and 3 other items...



[2017 Key Findings](#)



Data Available in *Tableau*

CCSSE 2015 & CCSSE 2017

CCSSE 2015 & 2017 online

Home ▶ Assessment & Institutional Effectiveness ▶ Surveys

Navigate

Home

Learning Outcomes
Assessment (LOA)

Data Team

Student Feedback Survey

CCSSE Survey

Planning

State Assessment Meeting

Aspen Prize


Meet the Team


Related Links

Institutional Assessment

The Community College Survey of Student Engagement (CCSSE)

Interactive workbook of CCSSE 2015 and 2017 data available here:

 [Discussion and Decision Dataset--CCSSE](#)

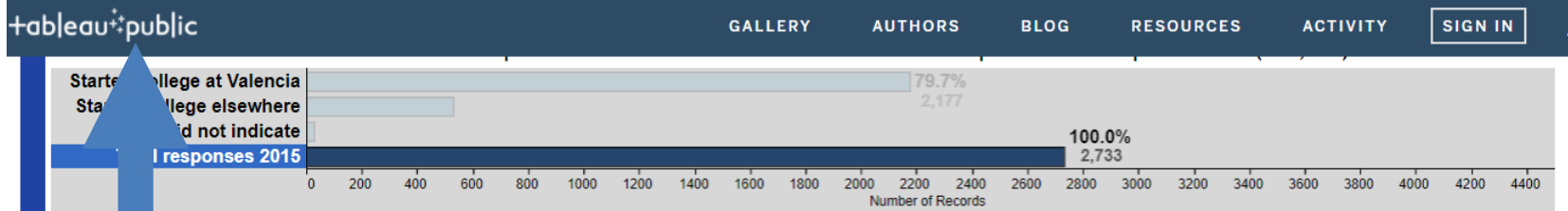
[\(Overview of how to use the data available online\)](#). 



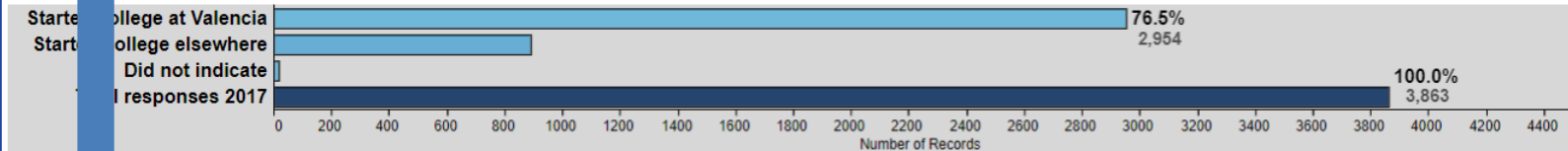
The CCSSE provides information about effective educational practice in community colleges and assists institutions in using that information to strengthen student learning and persistence. Student engagement is defined as the amount of time and energy students invest in meaningful educational practices. Please contact our office for more information and customized reports using the CCSSE data.

[Discussion and Decision Dataset -- CCSSE](#)

Valencia data available



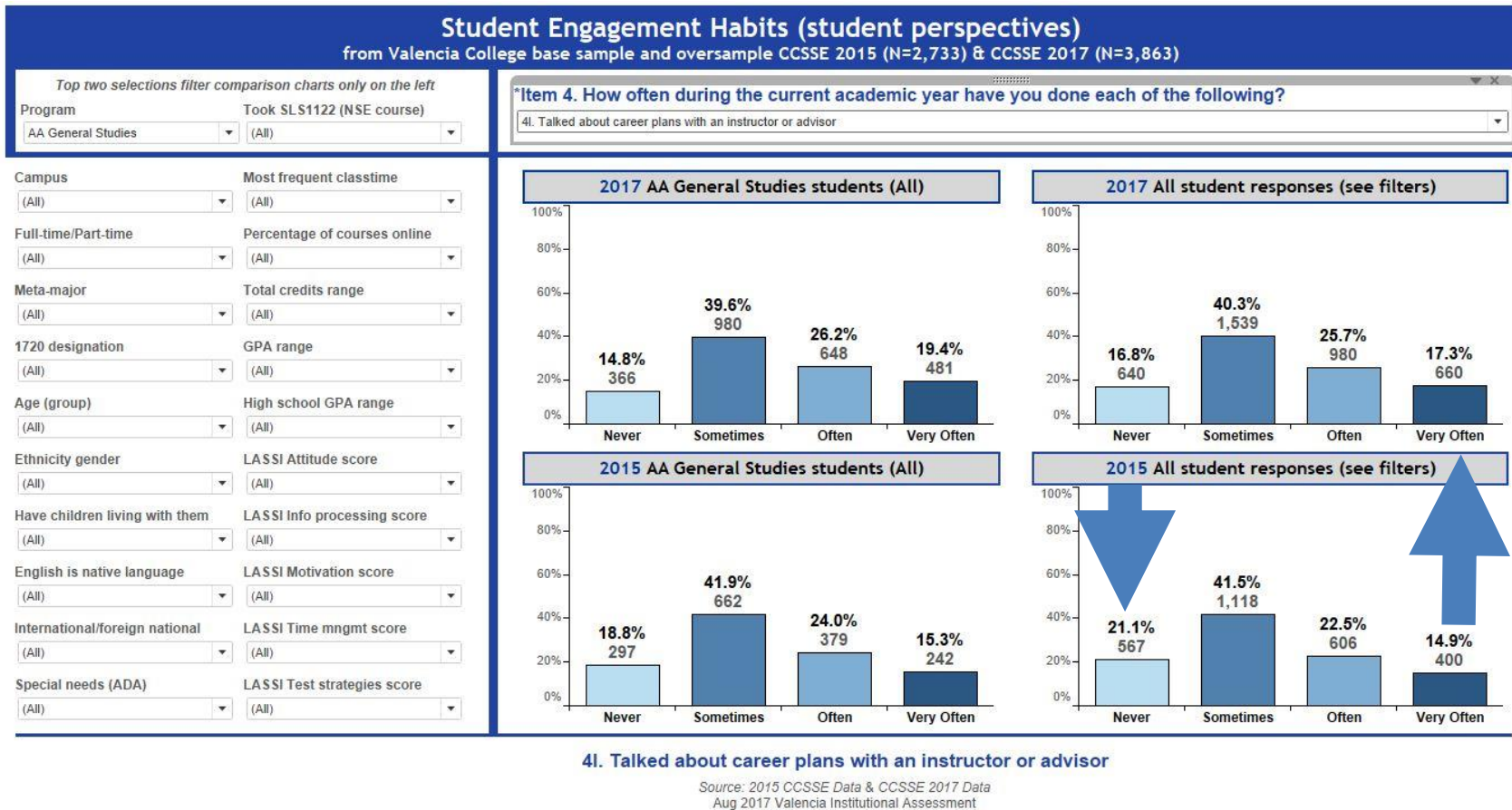
This workbook contains responses from students in Valencia's CCSSE base sample and oversample for 2017 (N=3,863).



Access data in one click, *no* need to download Tableau Reader!

Select "Full Screen" from the bottom right

Example—Discussed career plans





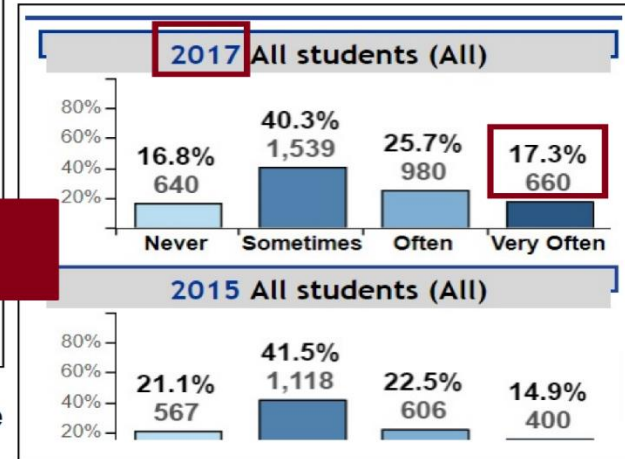
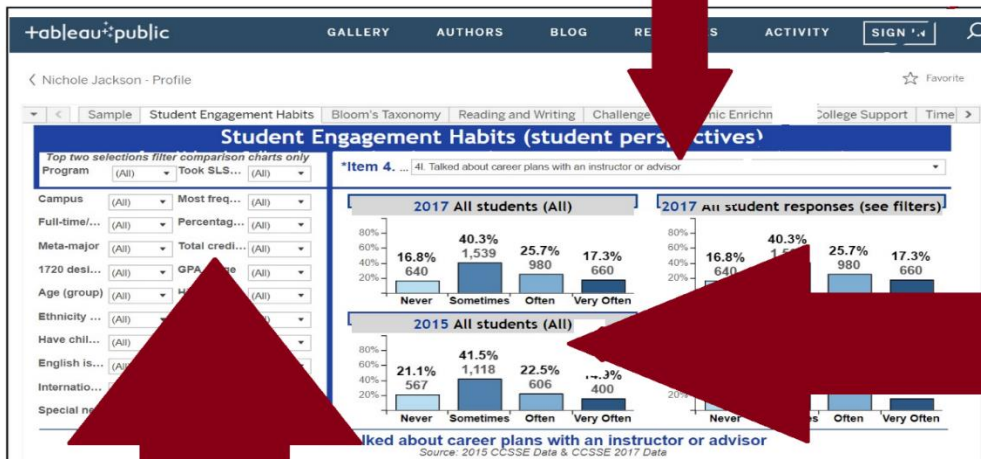
Results and Comparisons

Finding meaningful results


1. Each tab provides access to a set of CCSSE questions

*Item 4. ... 4I. Talked about career plans with an instructor or advisor

2. You can now compare 2017 and 2015 results for most questions



3. You can filter the data and take a deeper dive



Filters include:
 *Program
 *Meta-Major
 *Took SLS
 *LASSI Scores
 *Percentage of Courses Online

Special focus items

Advising - dev. ed. (student perspectives)

from Valencia College base sample and oversample CCSSE 2015 (N=2,733) & CCSSE 2017 (N=3,863)

Top two selections filter comparison charts only on the left

Program: AA General Studies
Took SLS1122 (NSE course): (All)

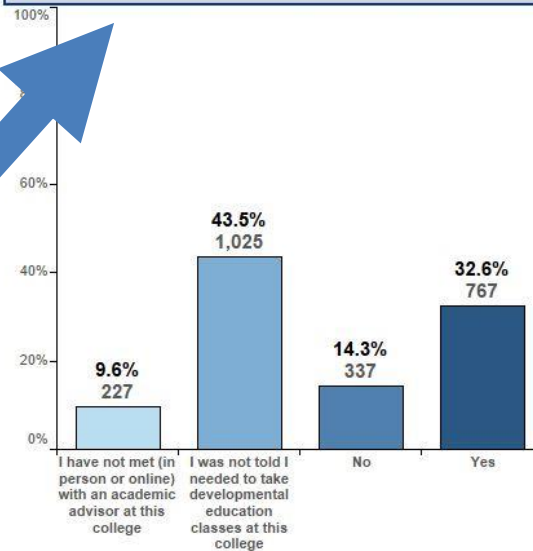
Campus: (All)
Most frequent classtime: (All)

Special item 9. If you were told you needed to take a developmental education class at Valencia...

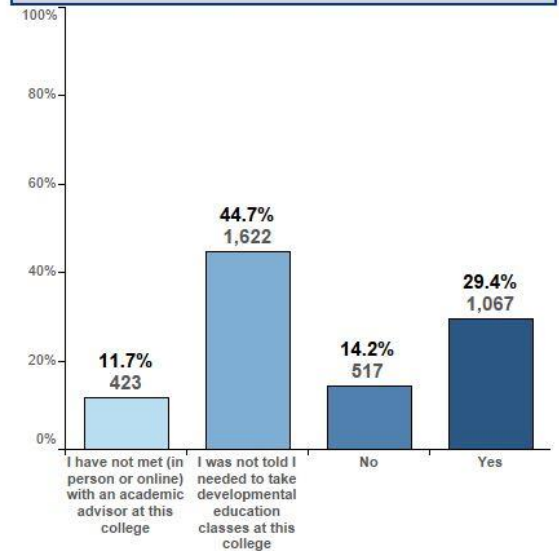
If you were told you needed to take a developmental education class at Valencia, did an academic advisor clearly explain why?

Special focus items about advising are only available for 2017

2017 AA General Studies students (All)



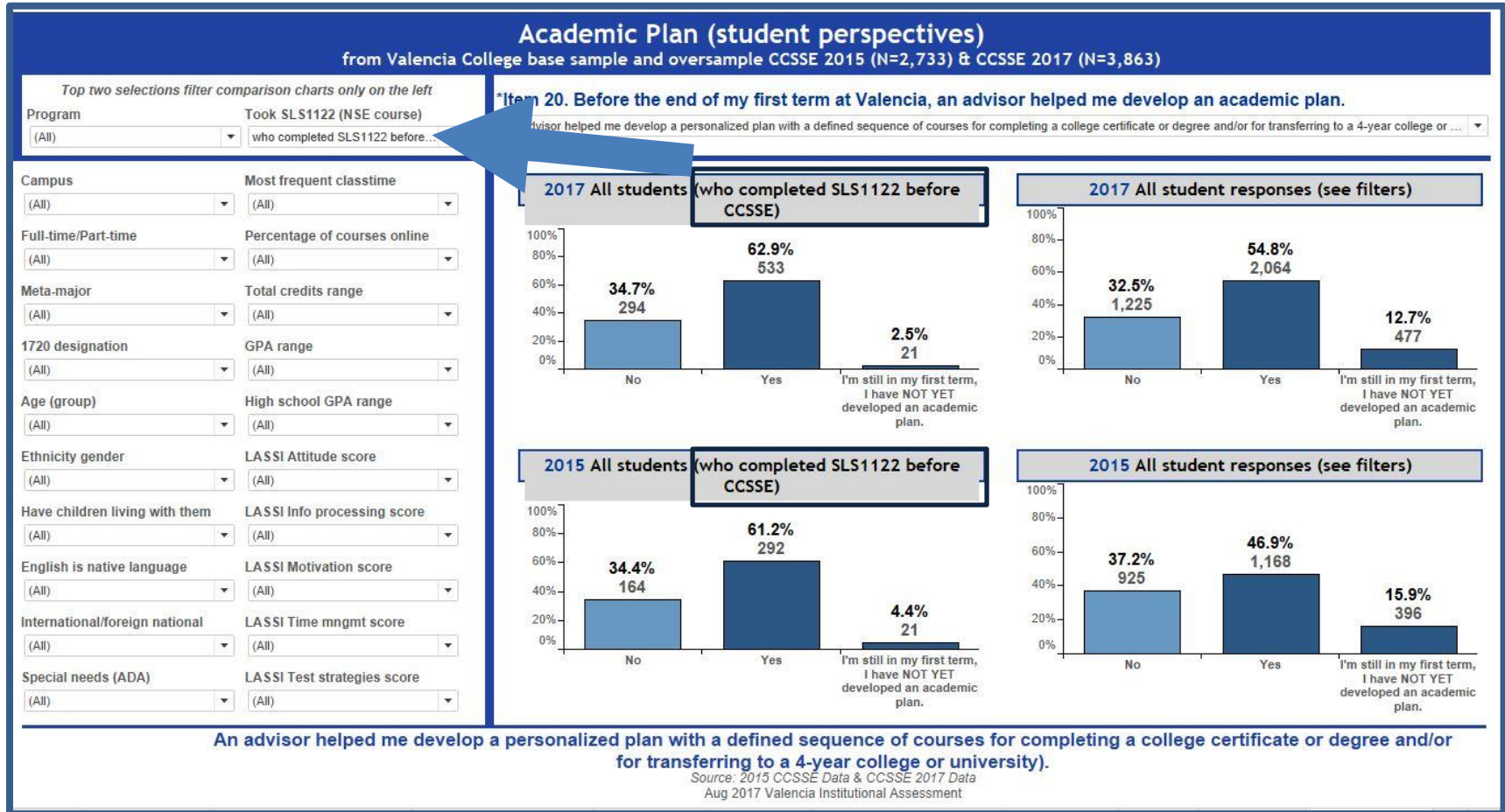
2017 All student responses (see filters)



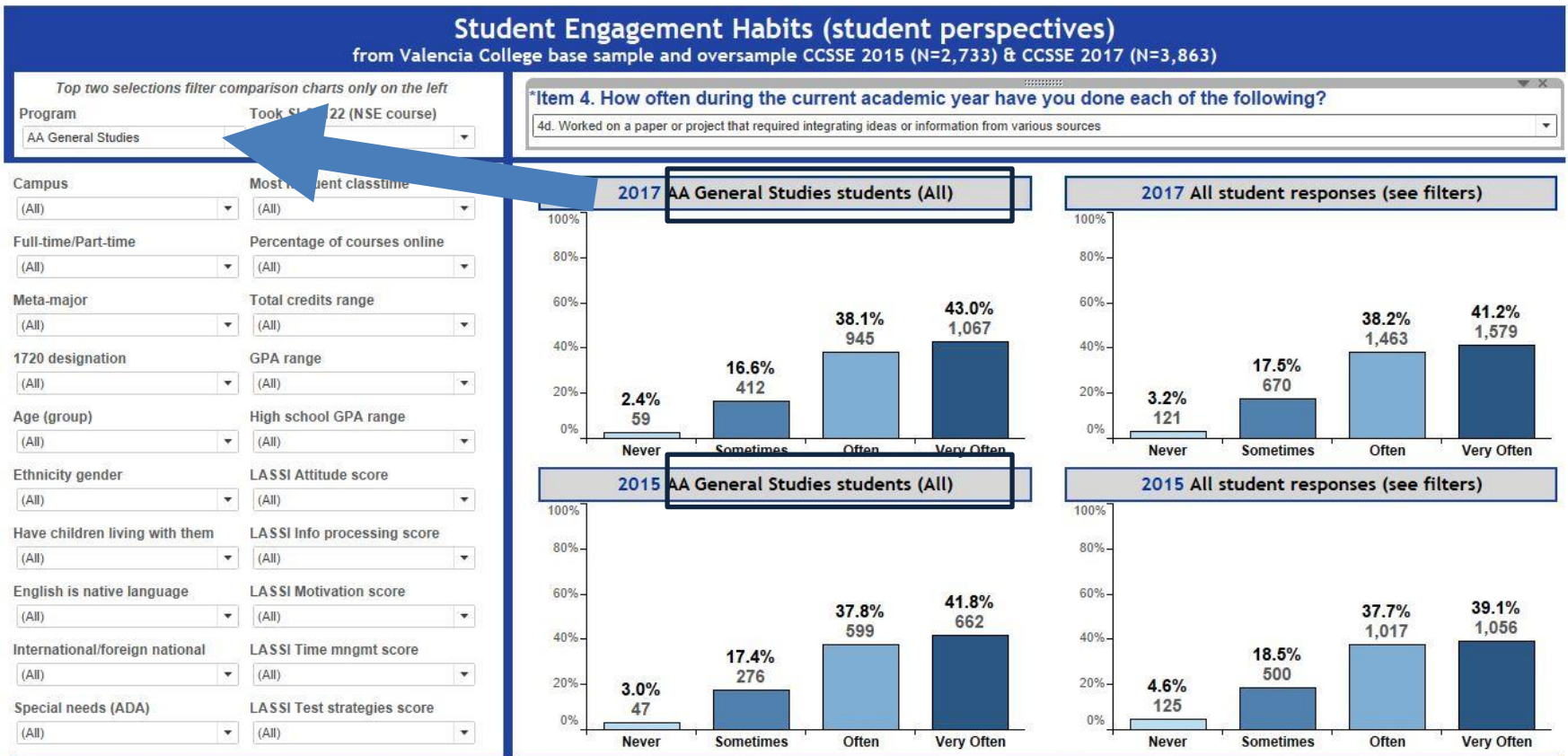
If you were told you needed to take a developmental education class at Valencia, did an academic advisor clearly explain why?

Source: CCSSE 2017 Data
Aug 2017 Valencia Institutional Assessment

Example—Academic plan with an advisor



Example—Integrating ideas



4d. Worked on a paper or project that required integrating ideas or information from various sources

Source: 2015 CCSSE Data & CCSSE 2017 Data
Aug 2017 Valencia Institutional Assessment

Last page—Information about the data

< re of Administrative Support Placement Test - required Placement Test - preparation Placement Test - resources Placement Test - results Placement Test - recommenda... **About CCSSE** >

*CCSSE 2017 is a refreshed survey instrument.

Most of the items on the survey did not change at all, and the majority of items that were revised underwent only minor adjustments to wording or response categories. Items that were no longer providing relevant data were eliminated, and several high-impact practices items were added. In this workbook, questions which have been adjusted are marked with an asterisk.* The links below guide interested researchers to the crosswalk between the 2015 and 2017 surveys, and the special focus items included in this workbook.

CCSSE 2017 Refresh

<https://www.ccsse.org/refresh/>

https://www.ccsse.org/refresh/CCSSE_Refresh_Comparison.pdf

Special Focus Items 2017:

<http://valenciacollege.edu/academic-affairs/institutional-effectiveness-planning/institutional-assessment/surveys/documents/2017-CCSSE-Special-Focus-Items.pdf>

Special Focus Items 2015:

http://valenciacollege.edu/academic-affairs/institutional-effectiveness-planning/institutional-assessment/surveys/documents/CCSSE_Promising_Practices.pdf

Filters initiated from student data available through Institutional Research (IR).

Program - during the term the CCSSE was administered (IR)
SLS1122 - before or during the term the CCSSE was administered (IR)
Campus - where students enroll in the majority of their courses (IR)
Full-time/Part-time - during the term the CCSSE was administered (IR)
Meta-major - as of the term the CCSSE was administered (IR)
1720 designation - yes, is exempt from placement testing (IR)
Age - during the term the CCSSE was administered (IR)
Ethnicity gender - as reported at admission (IR)
Special needs (ADA) - as reported anytime at Valencia (IR)
Percentage of courses online - across all semesters at Valencia (IR)
Total credits range - all college credits (IR)
GPA range - cumulative (IR)
High school GPA range - as available (IR)
LASSI scores - at time of orientation (IR)

Filters initiated from student responses on the survey (CCSSE)

Have children living with them - (CCSSE)
English is native language - (CCSSE)
International/foreign national - (CCSSE)
Most frequent classtime - across all semesters at Valencia (CCSSE)

Typically, Valencia scores at or above scores at peer institutions (large community college and top-performing college cohorts).

Comparison reports involving only the base sample are available at the Institutional Assessment website:

<http://valenciacollege.edu/academic-affairs/institutional-effectiveness-planning/institutional-assessment/surveys/ccsse.cfm>

Valencia Institutional Assessment, 2017

Reminder—Full screen

tableau public GALLERY AUTHORS BLOG RESOURCES ACTIVITY SIGN IN

Student Engagement Habits (student perspectives)

from Valencia College base sample and oversample CCSSE 2015 (N=2,733) & CCSSE 2017 (N=3,863)

Top two selections filter comparison charts only on the left
 Program (All) Took SLS... (All)

*Item 4... 4a. Asked questions in class or contributed to class discussions

Campus
 (All)
 Full-time/Part-time
 (All)
 Meta-major
 (All)
 1720 designation
 (All)
 Age (group)
 (All)
 Ethnicity gender
 (All)
 Have children living with them
 (All)
 English is native language
 (All)
 International/foreign national
 (All)
 Special needs (ADA)
 (All)

Most frequent classtime
 (All)
 Percentage of courses online
 (All)
 Total credits range
 (All)
 GPA range
 (All)
 High school GPA range
 (All)
 LASSI Attitude score
 (All)
 LASSI Info processing score
 (All)
 LASSI Motivation score
 (All)
 LASSI Time mngmt score
 (All)
 LASSI Test strategies score
 (All)

2017 All students (All)

Frequency	Percentage	Count
Never	1.8%	68
Sometimes	28.0%	1,078
Often	35.4%	1,366
Very Often	34.8%	1,342

2017 All student responses (see filters)

Frequency	Percentage	Count
Never	1.8%	68
Sometimes	28.0%	1,078
Often	35.4%	1,366
Very Often	34.8%	1,342

2015 All students (All)

Frequency	Percentage	Count
Never	2.2%	59
Sometimes	28.9%	788
Often	34.6%	944
Very Often	34.4%	939

2015 All student responses (see filters)

Frequency	Percentage	Count
Never	2.2%	59
Sometimes	28.9%	788
Often	34.6%	944
Very Often	34.4%	939

4a. Asked questions in class or contributed to class discussions
 Source: 2015 CCSSE Data & CCSSE 2017 Data
 Aug 2017 Valencia Institutional Assessment

← Undo → Redo ↶ Reset

tableau 86 views | more by this author

Share Download Full Screen



Careful Look and Questions

At-risk students

- Students with low LASSI scale scores in motivation or test strategies are much more likely to withdraw from classes as a result of feeling academically unprepared.
- Male students report their friends and family are less supportive of them attending Valencia.

Withdraw—academically unprepared

Withdraw Issues (student perspectives)

from Valencia College base sample and oversample CCSSE 2015 (N=2,733) & CCSSE 2017 (N=3,863)

Top two selections filter comparison charts only on the left

Program: (All) Took SLS1122 (NSE course): (All)

Item 23. Would the following issues cause you to withdraw from class or from Valencia?

23c. Academically unprepared

Campus: (All) Most frequent classtime: (All)

Full-time/Part-time: (All) Percentage of courses online: (All)

Meta-major: (All) Total credits range: (All)

1720 designation: (All) GPA range: (All)

Age (group): (All) High school GPA range: (All)

Ethnicity gender: (All) LASSI Attitude score: (All)

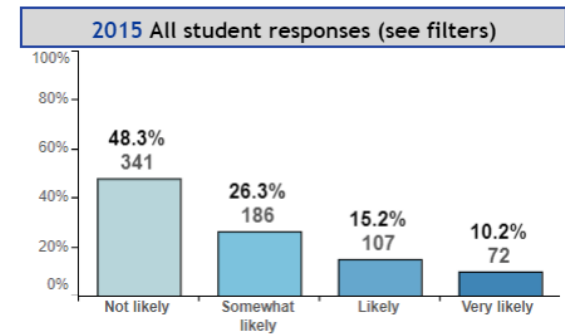
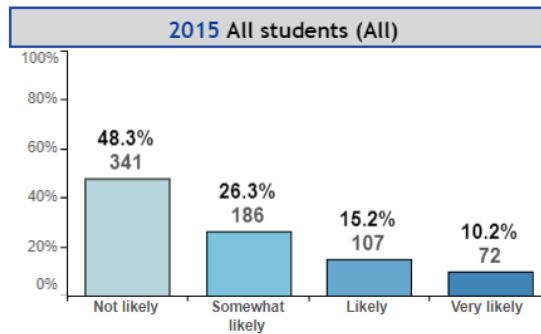
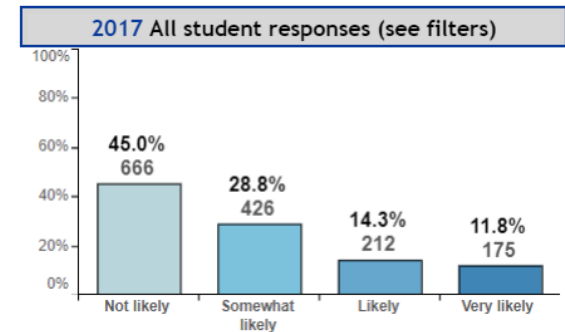
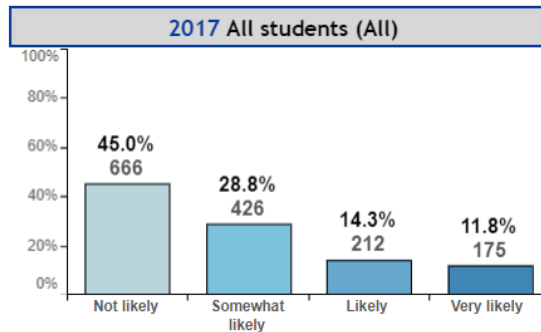
Have children living with them: (All) LASSI Info processing score: (All)

English is native language: (All) LASSI Motivation score: (All)

International/foreign national: (All) LASSI Time mngmt score: (All)

Special needs (ADA): (All) LASSI Test strategies score: (Multiple values)

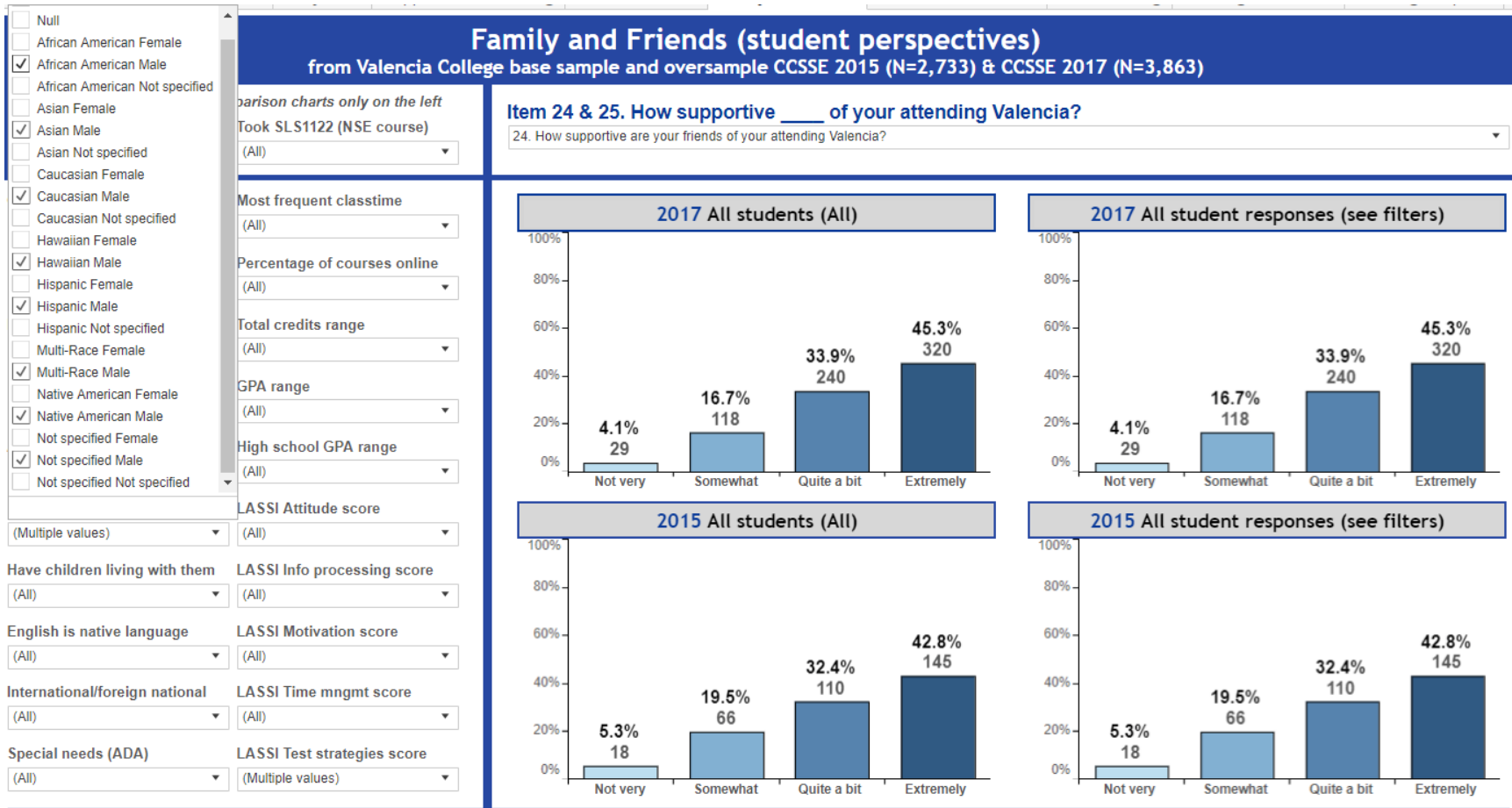
- (All)
- no score available
- skill improvement needed, <50
- consider skill improvement, 50 to <75
- low priority for skill improvement, 75 to 100



23c. Academically unprepared

Source: 2015 CCSSE Data & CCSSE 2017 Data
Aug 2017 Valencia Institutional Assessment

Supportive of Attending—friends



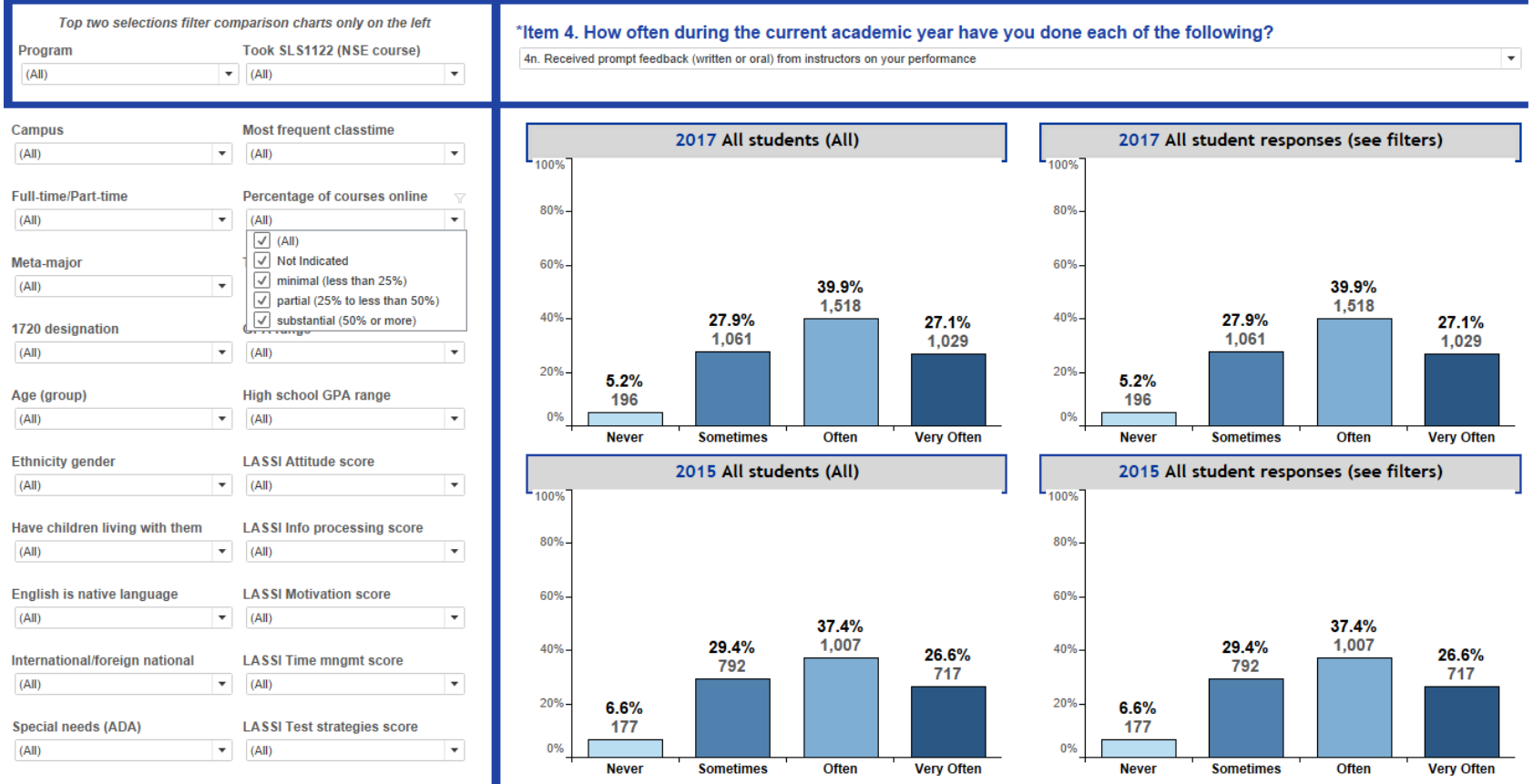
Areas for improvement

- Prompt feedback from instructors (improved over 2015, but is one of Valencia's five lowest scores compared to the CCSSE cohort).
- Writing clearly and effectively, speaking clearly and effectively, thinking critically, and solving numerical problems (declined in 2017 as compared to 2015)

Prompt Feedback—Online

Student Engagement Habits (student perspectives)

from Valencia College base sample and oversample CCSSE 2015 (N=2,733) & CCSSE 2017 (N=3,863)



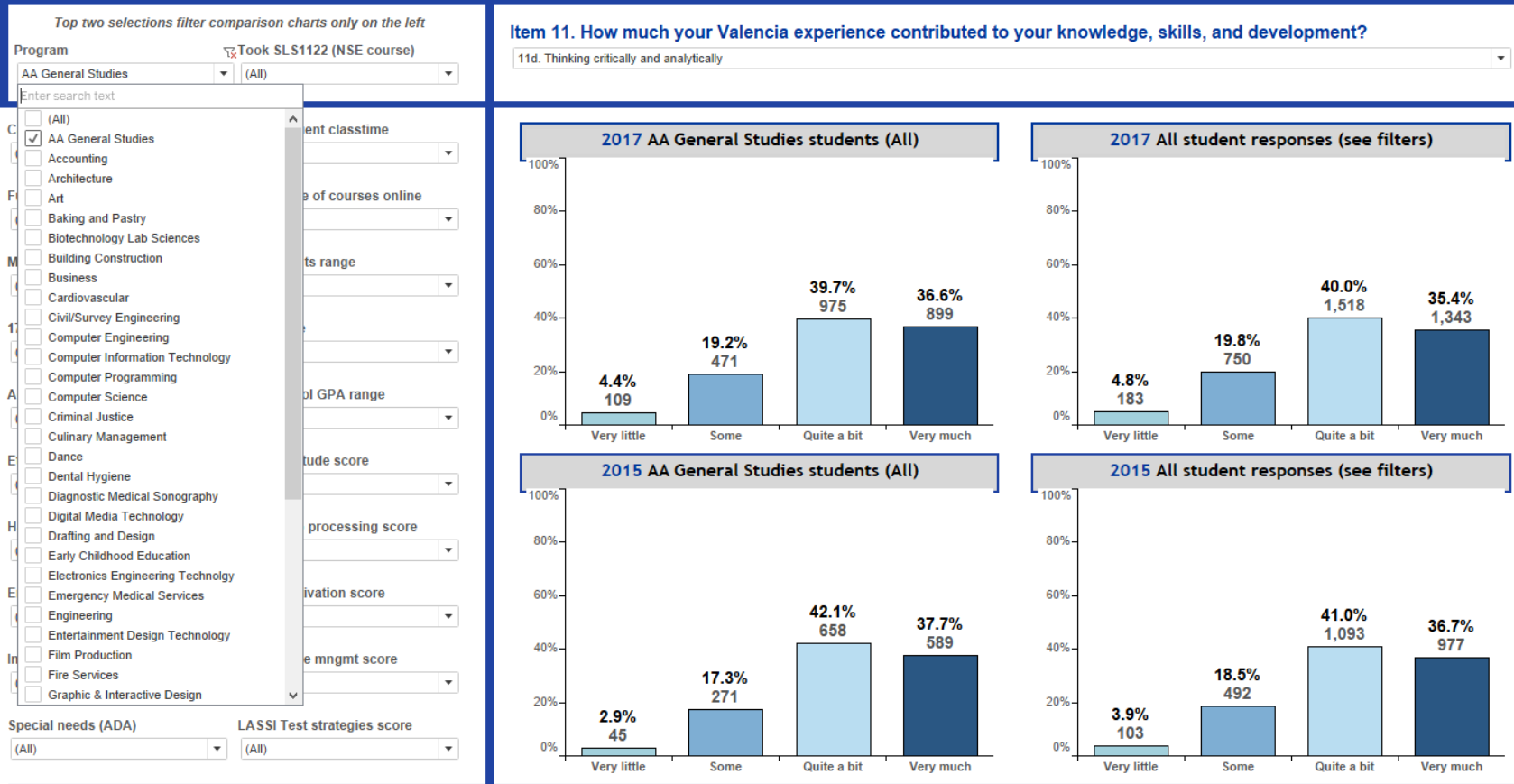
4n. Received prompt feedback (written or oral) from instructors on your performance

Source: 2015 CCSSE Data & CCSSE 2017 Data
Aug 2017 Valencia Institutional Assessment

Learning Outcomes—Critical Thinking

Learning Outcomes (student perspectives)

from Valencia College base sample and oversample CCSSE 2015 (N=2,733) & CCSSE 2017 (N=3,863)



11d. Thinking critically and analytically

Source: 2015 CCSSE Data & CCSSE 2017 Data
Aug 2017 Valencia Institutional Assessment

Questions?

email Valencia Institutional Assessment
participate@valenciacollege.edu