

IPEDS 2020-21 Data Collection System

IPEDS HELP DESK (877) 225-2568 | ipedshelp@rti.org
OMB NO. 1850-0582 v.27 : Approval Expires 8/31/2022
User ID: P1381871

Human Resources 2020-21

Institution: Valencia College (138187)

User ID: P1381871

Overview

Human Resources Overview

Welcome to the IPEDS Human Resources (HR) survey component. The HR component collects important information about your institution's staff.

Data Reporting Reminders

- Report data to accurately reflect the time period corresponding with the IPEDS survey component, even if such reporting is seemingly inconsistent with prior-year reporting. For example, if a summer term began later than usual due to Coronavirus Pandemic postponements, continue to report using the timeframes as defined in the IPEDS instructions. NCES expects that some data reported during the 2020-21 data collection year will vary from established prior trends due to the impacts of Coronavirus Pandemic. If an error edit is triggered even when submitting accurate data, please indicate in the corresponding context box or verbally to the Help Desk that the seemingly inconsistent data are accurate and reflect the effects of Coronavirus Pandemic.
- Report each employee only once. If an employee could be coded in more than one occupation, code the employee in the occupation that requires the highest level of skill OR if there is no measurable difference in skill requirements, code the employee in the occupation in which they spend the most time.
- Report staff members difficult to categorize in the "Human Resources Survey Evaluation" box at the end of the survey.
- Enter data on each displayed screen. If a screen is not applicable, enter at least one zero in a field on the screen and save before continuing.
- When reporting salary data (applicable to degree-granting institutions only) include all full-time, non-medical school, instructional staff - both with and without faculty status.

See the instructions for the **Key Reporting Concepts** section -- basic reporting concepts that will assist you in completing the Human Resources survey component.

Changes to reporting for 2020-21

There are no changes for this survey component.

Resources:

- To download the survey materials for this component: [Survey Materials](#)
- All staff must now be reported using the new IPEDS occupational categories, which align with the 2018 Standard Occupational Classification (SOC) codes. Additional information and resources can be found in the [IPEDS HR/SOC Information Center](#), including general information about the SOC, the IPEDS/SOC crosswalk, a SOC Browse Tool, Frequently Asked Questions, and Web Tutorials.
- To access your prior year data submission for this component: [Reported Data](#)

If you have questions about completing this survey, please contact the **IPEDS Help Desk at 1-877-225-2568**.

Institution: Valencia College (138187)

User ID: P1381871

Human Resources Screening Questions

Does your institution have any part-time staff?*If you answer Yes to this question, you will be provided the screens to report part-time staff.*☐ No☒ Yes**Does your institution have graduate assistants?***If you answer Yes to this question, you will be provided the screens to report graduate assistants.*☒ No☐ Yes**Does your institution have 15 or more full-time staff?**☐ No☒ Yes**Does your institution have a tenure system?***If you answer Yes to this question, you will be provided the screens to report some data by tenure status.*☐ No☒ Yes

Did your institution hire any full-time permanent staff who were included on the payroll of the institution between November 1, 2019 and October 31, 2020 either for the *first time* (new to the institution) or *after a break in service*? Do not exclude persons who were no longer on the payroll as of November 1, 2020. (Exclude persons who have returned from sabbatical leave and full-time instructional staff who are working less-than-9-month contracts.)

If you answer Yes to this question, you will be provided the screens to report full-time permanent new hires in Part H.☐ No☒ Yes**Do ALL of the instructional staff at your institution fall into any of the following categories?***If you answer Yes to any of the questions below, you will NOT be required to report Part G - Salaries for instructional staff. However, Part G will still be required for reporting data for full-time non-instructional staff.*☒ No ☐ Yes Are ALL of the instructional staff military personnel?☒ No ☐ Yes Do ALL of the instructional staff contribute their services (e.g., members of a religious order)?

You may use the box below to provide additional context for the data you have reported above.

Institution: Valencia College (138187)

User ID: P1381871

Part A1 - Full-time Instructional Staff by Academic Rank and Tenure Status - Tenured

Number of Full-time Instructional Staff With Faculty Status Tenured

As of November 1, 2020

- Report Hispanic/Latino individuals of any race as Hispanic/Latino
- Report race for non-Hispanic/Latino individuals only
- Include both Primarily Instruction and Instruction Combined with Research and/or Public Service

Men

Race/ethnicity	<u>Academic Rank</u>					No academic rank	Total
	Professors	Associate professors	Assistant professors	Instructors	Lecturers		
<u>Nonresident alien</u>	<input type="text" value="0"/>	<input type="text" value="0"/>	<input type="text" value="0"/>	<input type="text" value="0"/>	<input type="text" value="0"/>	<input type="text" value="0"/>	0
<u>Hispanic/Latino</u>	<input type="text" value="0"/>	<input type="text" value="0"/>	<input type="text" value="0"/>	<input type="text" value="0"/>	<input type="text" value="0"/>	<input type="text" value="13"/>	13
<u>American Indian or Alaska Native</u>	<input type="text" value="0"/>	<input type="text" value="0"/>	<input type="text" value="0"/>	<input type="text" value="0"/>	<input type="text" value="0"/>	<input type="text" value="2"/>	2
<u>Asian</u>	<input type="text" value="0"/>	<input type="text" value="0"/>	<input type="text" value="0"/>	<input type="text" value="0"/>	<input type="text" value="0"/>	<input type="text" value="8"/>	8
<u>Black or African American</u>	<input type="text" value="0"/>	<input type="text" value="0"/>	<input type="text" value="0"/>	<input type="text" value="0"/>	<input type="text" value="0"/>	<input type="text" value="16"/>	16
<u>Native Hawaiian or Other Pacific Islander</u>	<input type="text" value="0"/>	<input type="text" value="0"/>	<input type="text" value="0"/>	<input type="text" value="0"/>	<input type="text" value="0"/>	<input type="text" value="0"/>	0
<u>White</u>	<input type="text" value="0"/>	<input type="text" value="0"/>	<input type="text" value="0"/>	<input type="text" value="0"/>	<input type="text" value="0"/>	<input type="text" value="110"/>	110
Two or more races	<input type="text" value="0"/>	<input type="text" value="0"/>	<input type="text" value="0"/>	<input type="text" value="0"/>	<input type="text" value="0"/>	<input type="text" value="0"/>	0
<u>Race and ethnicity unknown</u>	<input type="text" value="0"/>	<input type="text" value="0"/>	<input type="text" value="0"/>	<input type="text" value="0"/>	<input type="text" value="0"/>	<input type="text" value="2"/>	2
Total men	0	0	0	0	0	151	151

Women

Race/ethnicity	<u>Academic Rank</u>					No academic rank	Total
	Professors	Associate professors	Assistant professors	Instructors	Lecturers		
Nonresident alien	<input type="text" value="0"/>	<input type="text" value="0"/>	<input type="text" value="0"/>	<input type="text" value="0"/>	<input type="text" value="0"/>	<input type="text" value="0"/>	0
Hispanic/Latino	<input type="text" value="0"/>	<input type="text" value="0"/>	<input type="text" value="0"/>	<input type="text" value="0"/>	<input type="text" value="0"/>	<input type="text" value="20"/>	20
American Indian or Alaska Native	<input type="text" value="0"/>	<input type="text" value="0"/>	<input type="text" value="0"/>	<input type="text" value="0"/>	<input type="text" value="0"/>	<input type="text" value="2"/>	2
Asian	<input type="text" value="0"/>	<input type="text" value="0"/>	<input type="text" value="0"/>	<input type="text" value="0"/>	<input type="text" value="0"/>	<input type="text" value="10"/>	10
Black or African American	<input type="text" value="0"/>	<input type="text" value="0"/>	<input type="text" value="0"/>	<input type="text" value="0"/>	<input type="text" value="0"/>	<input type="text" value="18"/>	18
Native Hawaiian or Other Pacific Islander	<input type="text" value="0"/>	<input type="text" value="0"/>	<input type="text" value="0"/>	<input type="text" value="0"/>	<input type="text" value="0"/>	<input type="text" value="0"/>	0
White	<input type="text" value="0"/>	<input type="text" value="0"/>	<input type="text" value="0"/>	<input type="text" value="0"/>	<input type="text" value="0"/>	<input type="text" value="136"/>	136
Two or more races	<input type="text" value="0"/>	<input type="text" value="0"/>	<input type="text" value="0"/>	<input type="text" value="0"/>	<input type="text" value="0"/>	<input type="text" value="0"/>	0
Race and ethnicity unknown	<input type="text" value="0"/>	<input type="text" value="0"/>	<input type="text" value="0"/>	<input type="text" value="0"/>	<input type="text" value="0"/>	<input type="text" value="3"/>	3
Total women	0	0	0	0	0	189	189

Total (men+women)	0	0	0	0	0	340	340
Total from prior year							316

Institution: Valencia College (138187)

User ID: P1381871

Part A1 - Full-time Instructional Staff by Academic Rank and Tenure Status - On Tenure Track

Number of Full-time Instructional Staff With Faculty Status On Tenure Track

As of November 1, 2020

- Report Hispanic/Latino individuals of any race as Hispanic/Latino
- Report race for non-Hispanic/Latino individuals only
- Include both Primarily Instruction and Instruction Combined with Research and/or Public Service

Men

Race/ethnicity	Academic Rank					No academic rank	Total
	Professors	Associate professors	Assistant professors	Instructors	Lecturers		
<u>Nonresident alien</u>	<input type="text" value="0"/>	<input type="text" value="0"/>	<input type="text" value="0"/>	<input type="text" value="0"/>	<input type="text" value="0"/>	<input type="text" value="0"/>	0
<u>Hispanic/Latino</u>	<input type="text" value="0"/>	<input type="text" value="0"/>	<input type="text" value="0"/>	<input type="text" value="0"/>	<input type="text" value="0"/>	<input type="text" value="6"/>	6
<u>American Indian or Alaska Native</u>	<input type="text" value="0"/>	<input type="text" value="0"/>	<input type="text" value="0"/>	<input type="text" value="0"/>	<input type="text" value="0"/>	<input type="text" value="0"/>	0
<u>Asian</u>	<input type="text" value="0"/>	<input type="text" value="0"/>	<input type="text" value="0"/>	<input type="text" value="0"/>	<input type="text" value="0"/>	<input type="text" value="2"/>	2
<u>Black or African American</u>	<input type="text" value="0"/>	<input type="text" value="0"/>	<input type="text" value="0"/>	<input type="text" value="0"/>	<input type="text" value="0"/>	<input type="text" value="6"/>	6
<u>Native Hawaiian or Other Pacific Islander</u>	<input type="text" value="0"/>	<input type="text" value="0"/>	<input type="text" value="0"/>	<input type="text" value="0"/>	<input type="text" value="0"/>	<input type="text" value="0"/>	0
<u>White</u>	<input type="text" value="0"/>	<input type="text" value="0"/>	<input type="text" value="0"/>	<input type="text" value="0"/>	<input type="text" value="0"/>	<input type="text" value="22"/>	22
Two or more races	<input type="text" value="0"/>	<input type="text" value="0"/>	<input type="text" value="0"/>	<input type="text" value="0"/>	<input type="text" value="0"/>	<input type="text" value="0"/>	0
<u>Race and ethnicity unknown</u>	<input type="text" value="0"/>	<input type="text" value="0"/>	<input type="text" value="0"/>	<input type="text" value="0"/>	<input type="text" value="0"/>	<input type="text" value="3"/>	3
Total men	0	0	0	0	0	39	39

Women

Race/ethnicity	Academic Rank					No academic rank	Total
	Professors	Associate professors	Assistant professors	Instructors	Lecturers		
Nonresident alien	<input type="text" value="0"/>	<input type="text" value="0"/>	<input type="text" value="0"/>	<input type="text" value="0"/>	<input type="text" value="0"/>	<input type="text" value="0"/>	0
Hispanic/Latino	<input type="text" value="0"/>	<input type="text" value="0"/>	<input type="text" value="0"/>	<input type="text" value="0"/>	<input type="text" value="0"/>	<input type="text" value="3"/>	3
American Indian or Alaska Native	<input type="text" value="0"/>	<input type="text" value="0"/>	<input type="text" value="0"/>	<input type="text" value="0"/>	<input type="text" value="0"/>	<input type="text" value="0"/>	0
Asian	<input type="text" value="0"/>	<input type="text" value="0"/>	<input type="text" value="0"/>	<input type="text" value="0"/>	<input type="text" value="0"/>	<input type="text" value="8"/>	8
Black or African American	<input type="text" value="0"/>	<input type="text" value="0"/>	<input type="text" value="0"/>	<input type="text" value="0"/>	<input type="text" value="0"/>	<input type="text" value="9"/>	9
Native Hawaiian or Other Pacific Islander	<input type="text" value="0"/>	<input type="text" value="0"/>	<input type="text" value="0"/>	<input type="text" value="0"/>	<input type="text" value="0"/>	<input type="text" value="0"/>	0
White	<input type="text" value="0"/>	<input type="text" value="0"/>	<input type="text" value="0"/>	<input type="text" value="0"/>	<input type="text" value="0"/>	<input type="text" value="51"/>	51
Two or more races	<input type="text" value="0"/>	<input type="text" value="0"/>	<input type="text" value="0"/>	<input type="text" value="0"/>	<input type="text" value="0"/>	<input type="text" value="0"/>	0
Race and ethnicity unknown	<input type="text" value="0"/>	<input type="text" value="0"/>	<input type="text" value="0"/>	<input type="text" value="0"/>	<input type="text" value="0"/>	<input type="text" value="4"/>	4
Total women	0	0	0	0	0	75	75

Total (men+women)	0	0	0	0	0	114	114
Total from prior year							151

Institution: Valencia College (138187)

User ID: P1381871

Part A1 - Full-time Instructional Staff by Academic Rank and Tenure Status - Multi-Year Contract

Number of Full-time Instructional Staff With Faculty Status Not on Tenure Track - Multi-Year Contract

As of November 1, 2020

- Report Hispanic/Latino individuals of any race as Hispanic/Latino
- Report race for non-Hispanic/Latino individuals only
- Include both Primarily Instruction and Instruction Combined with Research and/or Public Service

Men

Gender and race/ethnicity	Academic Rank					No academic rank	Total
	Professors	Associate professors	Assistant professors	Instructors	Lecturers		
<u>Nonresident alien</u>	<input type="text" value="0"/>	<input type="text" value="0"/>	<input type="text" value="0"/>	<input type="text" value="0"/>	<input type="text" value="0"/>	<input type="text" value="0"/>	0
<u>Hispanic/Latino</u>	<input type="text" value="0"/>	<input type="text" value="0"/>	<input type="text" value="0"/>	<input type="text" value="0"/>	<input type="text" value="0"/>	<input type="text" value="0"/>	0
<u>American Indian or Alaska Native</u>	<input type="text" value="0"/>	<input type="text" value="0"/>	<input type="text" value="0"/>	<input type="text" value="0"/>	<input type="text" value="0"/>	<input type="text" value="0"/>	0
<u>Asian</u>	<input type="text" value="0"/>	<input type="text" value="0"/>	<input type="text" value="0"/>	<input type="text" value="0"/>	<input type="text" value="0"/>	<input type="text" value="0"/>	0
<u>Black or African American</u>	<input type="text" value="0"/>	<input type="text" value="0"/>	<input type="text" value="0"/>	<input type="text" value="0"/>	<input type="text" value="0"/>	<input type="text" value="0"/>	0
<u>Native Hawaiian or Other Pacific Islander</u>	<input type="text" value="0"/>	<input type="text" value="0"/>	<input type="text" value="0"/>	<input type="text" value="0"/>	<input type="text" value="0"/>	<input type="text" value="0"/>	0
<u>White</u>	<input type="text" value="0"/>	<input type="text" value="0"/>	<input type="text" value="0"/>	<input type="text" value="0"/>	<input type="text" value="0"/>	<input type="text" value="0"/>	0
Two or more races	<input type="text" value="0"/>	<input type="text" value="0"/>	<input type="text" value="0"/>	<input type="text" value="0"/>	<input type="text" value="0"/>	<input type="text" value="0"/>	0
<u>Race and ethnicity unknown</u>	<input type="text" value="0"/>	<input type="text" value="0"/>	<input type="text" value="0"/>	<input type="text" value="0"/>	<input type="text" value="0"/>	<input type="text" value="0"/>	0
Total men	0	0	0	0	0	0	0

Women

Gender and race/ethnicity	Academic Rank					No academic rank	Total
	Professors	Associate professors	Assistant professors	Instructors	Lecturers		
Nonresident alien	<input type="text" value="0"/>	<input type="text" value="0"/>	<input type="text" value="0"/>	<input type="text" value="0"/>	<input type="text" value="0"/>	<input type="text" value="0"/>	0
Hispanic/Latino	<input type="text" value="0"/>	<input type="text" value="0"/>	<input type="text" value="0"/>	<input type="text" value="0"/>	<input type="text" value="0"/>	<input type="text" value="0"/>	0
American Indian or Alaska Native	<input type="text" value="0"/>	<input type="text" value="0"/>	<input type="text" value="0"/>	<input type="text" value="0"/>	<input type="text" value="0"/>	<input type="text" value="0"/>	0
Asian	<input type="text" value="0"/>	<input type="text" value="0"/>	<input type="text" value="0"/>	<input type="text" value="0"/>	<input type="text" value="0"/>	<input type="text" value="0"/>	0
Black or African American	<input type="text" value="0"/>	<input type="text" value="0"/>	<input type="text" value="0"/>	<input type="text" value="0"/>	<input type="text" value="0"/>	<input type="text" value="0"/>	0
Native Hawaiian or Other Pacific Islander	<input type="text" value="0"/>	<input type="text" value="0"/>	<input type="text" value="0"/>	<input type="text" value="0"/>	<input type="text" value="0"/>	<input type="text" value="0"/>	0
White	<input type="text" value="0"/>	<input type="text" value="0"/>	<input type="text" value="0"/>	<input type="text" value="0"/>	<input type="text" value="0"/>	<input type="text" value="0"/>	0
Two or more races	<input type="text" value="0"/>	<input type="text" value="0"/>	<input type="text" value="0"/>	<input type="text" value="0"/>	<input type="text" value="0"/>	<input type="text" value="0"/>	0
Race and ethnicity unknown	<input type="text" value="0"/>	<input type="text" value="0"/>	<input type="text" value="0"/>	<input type="text" value="0"/>	<input type="text" value="0"/>	<input type="text" value="0"/>	0
Total women	0	0	0	0	0	0	0

Total (men+women)	0	0	0	0	0	0	0
Total from prior year							

Institution: Valencia College (138187)

User ID: P1381871

Part A1 - Full-time Instructional Staff by Academic Rank and Tenure Status - Annual Contract

Number of Full-time Instructional Staff With Faculty Status Not on Tenure Track - Annual Contract

As of November 1, 2020

- Report Hispanic/Latino individuals of any race as Hispanic/Latino
- Report race for non-Hispanic/Latino individuals only
- Include both Primarily Instruction and Instruction Combined with Research and/or Public Service

Men

Race/ethnicity	Academic Rank					No academic rank	Total
	Professors	Associate professors	Assistant professors	Instructors	Lecturers		
<u>Nonresident alien</u>	<input type="text" value="0"/>	<input type="text" value="0"/>	<input type="text" value="0"/>	<input type="text" value="0"/>	<input type="text" value="0"/>	<input type="text" value="0"/>	0
<u>Hispanic/Latino</u>	<input type="text" value="0"/>	<input type="text" value="0"/>	<input type="text" value="0"/>	<input type="text" value="0"/>	<input type="text" value="0"/>	<input type="text" value="9"/>	9
<u>American Indian or Alaska Native</u>	<input type="text" value="0"/>	<input type="text" value="0"/>	<input type="text" value="0"/>	<input type="text" value="0"/>	<input type="text" value="0"/>	<input type="text" value="0"/>	0
<u>Asian</u>	<input type="text" value="0"/>	<input type="text" value="0"/>	<input type="text" value="0"/>	<input type="text" value="0"/>	<input type="text" value="0"/>	<input type="text" value="1"/>	1
<u>Black or African American</u>	<input type="text" value="0"/>	<input type="text" value="0"/>	<input type="text" value="0"/>	<input type="text" value="0"/>	<input type="text" value="0"/>	<input type="text" value="5"/>	5
<u>Native Hawaiian or Other Pacific Islander</u>	<input type="text" value="0"/>	<input type="text" value="0"/>	<input type="text" value="0"/>	<input type="text" value="0"/>	<input type="text" value="0"/>	<input type="text" value="0"/>	0
<u>White</u>	<input type="text" value="0"/>	<input type="text" value="0"/>	<input type="text" value="0"/>	<input type="text" value="0"/>	<input type="text" value="0"/>	<input type="text" value="34"/>	34
Two or more races	<input type="text" value="0"/>	<input type="text" value="0"/>	<input type="text" value="0"/>	<input type="text" value="0"/>	<input type="text" value="0"/>	<input type="text" value="0"/>	0
<u>Race and ethnicity unknown</u>	<input type="text" value="0"/>	<input type="text" value="0"/>	<input type="text" value="0"/>	<input type="text" value="0"/>	<input type="text" value="0"/>	<input type="text" value="1"/>	1
Total men	0	0	0	0	0	50	50

Women

Race/ethnicity	Academic Rank					No academic rank	Total
	Professors	Associate professors	Assistant professors	Instructors	Lecturers		
Nonresident alien	<input type="text" value="0"/>	<input type="text" value="0"/>	<input type="text" value="0"/>	<input type="text" value="0"/>	<input type="text" value="0"/>	<input type="text" value="0"/>	0
Hispanic/Latino	<input type="text" value="0"/>	<input type="text" value="0"/>	<input type="text" value="0"/>	<input type="text" value="0"/>	<input type="text" value="0"/>	<input type="text" value="8"/>	8
American Indian or Alaska Native	<input type="text" value="0"/>	<input type="text" value="0"/>	<input type="text" value="0"/>	<input type="text" value="0"/>	<input type="text" value="0"/>	<input type="text" value="0"/>	0
Asian	<input type="text" value="0"/>	<input type="text" value="0"/>	<input type="text" value="0"/>	<input type="text" value="0"/>	<input type="text" value="0"/>	<input type="text" value="4"/>	4
Black or African American	<input type="text" value="0"/>	<input type="text" value="0"/>	<input type="text" value="0"/>	<input type="text" value="0"/>	<input type="text" value="0"/>	<input type="text" value="4"/>	4
Native Hawaiian or Other Pacific Islander	<input type="text" value="0"/>	<input type="text" value="0"/>	<input type="text" value="0"/>	<input type="text" value="0"/>	<input type="text" value="0"/>	<input type="text" value="0"/>	0
White	<input type="text" value="0"/>	<input type="text" value="0"/>	<input type="text" value="0"/>	<input type="text" value="0"/>	<input type="text" value="0"/>	<input type="text" value="26"/>	26
Two or more races	<input type="text" value="0"/>	<input type="text" value="0"/>	<input type="text" value="0"/>	<input type="text" value="0"/>	<input type="text" value="0"/>	<input type="text" value="0"/>	0
Race and ethnicity unknown	<input type="text" value="0"/>	<input type="text" value="0"/>	<input type="text" value="0"/>	<input type="text" value="0"/>	<input type="text" value="0"/>	<input type="text" value="1"/>	1
Total women	0	0	0	0	0	43	43

Total (men+women)	0	0	0	0	0	93	93
Total from prior year							98

Institution: Valencia College (138187)

User ID: P1381871

Part A1 - Full-time Instructional Staff by Academic Rank and Tenure Status - Less-Than-Annual Contract

Number of Full-time Instructional Staff With Faculty Status Not on Tenure Track - Less-than-annual Contract

As of November 1, 2020

- Report Hispanic/Latino individuals of any race as Hispanic/Latino
- Report race for non-Hispanic/Latino individuals only
- Include both Primarily Instruction and Instruction Combined with Research and/or Public Service

Men

Race/ethnicity	Academic Rank					No academic rank	Total
	Professors	Associate professors	Assistant professors	Instructors	Lecturers		
<u>Nonresident alien</u>	<input type="text" value="0"/>	<input type="text" value="0"/>	<input type="text" value="0"/>	<input type="text" value="0"/>	<input type="text" value="0"/>	<input type="text" value="0"/>	0
<u>Hispanic/Latino</u>	<input type="text" value="0"/>	<input type="text" value="0"/>	<input type="text" value="0"/>	<input type="text" value="0"/>	<input type="text" value="0"/>	<input type="text" value="6"/>	6
<u>American Indian or Alaska Native</u>	<input type="text" value="0"/>	<input type="text" value="0"/>	<input type="text" value="0"/>	<input type="text" value="0"/>	<input type="text" value="0"/>	<input type="text" value="0"/>	0
<u>Asian</u>	<input type="text" value="0"/>	<input type="text" value="0"/>	<input type="text" value="0"/>	<input type="text" value="0"/>	<input type="text" value="0"/>	<input type="text" value="2"/>	2
<u>Black or African American</u>	<input type="text" value="0"/>	<input type="text" value="0"/>	<input type="text" value="0"/>	<input type="text" value="0"/>	<input type="text" value="0"/>	<input type="text" value="2"/>	2
<u>Native Hawaiian or Other Pacific Islander</u>	<input type="text" value="0"/>	<input type="text" value="0"/>	<input type="text" value="0"/>	<input type="text" value="0"/>	<input type="text" value="0"/>	<input type="text" value="0"/>	0
<u>White</u>	<input type="text" value="0"/>	<input type="text" value="0"/>	<input type="text" value="0"/>	<input type="text" value="0"/>	<input type="text" value="0"/>	<input type="text" value="10"/>	10
Two or more races	<input type="text" value="0"/>	<input type="text" value="0"/>	<input type="text" value="0"/>	<input type="text" value="0"/>	<input type="text" value="0"/>	<input type="text" value="1"/>	1
<u>Race and ethnicity unknown</u>	<input type="text" value="0"/>	<input type="text" value="0"/>	<input type="text" value="0"/>	<input type="text" value="0"/>	<input type="text" value="0"/>	<input type="text" value="1"/>	1
Total men	0	0	0	0	0	22	22

Women

Race/ethnicity	Academic Rank					No academic rank	Total
	Professors	Associate professors	Assistant professors	Instructors	Lecturers		
Nonresident alien	<input type="text" value="0"/>	<input type="text" value="0"/>	<input type="text" value="0"/>	<input type="text" value="0"/>	<input type="text" value="0"/>	<input type="text" value="0"/>	0
Hispanic/Latino	<input type="text" value="0"/>	<input type="text" value="0"/>	<input type="text" value="0"/>	<input type="text" value="0"/>	<input type="text" value="0"/>	<input type="text" value="2"/>	2
American Indian or Alaska Native	<input type="text" value="0"/>	<input type="text" value="0"/>	<input type="text" value="0"/>	<input type="text" value="0"/>	<input type="text" value="0"/>	<input type="text" value="0"/>	0
Asian	<input type="text" value="0"/>	<input type="text" value="0"/>	<input type="text" value="0"/>	<input type="text" value="0"/>	<input type="text" value="0"/>	<input type="text" value="0"/>	0
Black or African American	<input type="text" value="0"/>	<input type="text" value="0"/>	<input type="text" value="0"/>	<input type="text" value="0"/>	<input type="text" value="0"/>	<input type="text" value="13"/>	13
Native Hawaiian or Other Pacific Islander	<input type="text" value="0"/>	<input type="text" value="0"/>	<input type="text" value="0"/>	<input type="text" value="0"/>	<input type="text" value="0"/>	<input type="text" value="0"/>	0
White	<input type="text" value="0"/>	<input type="text" value="0"/>	<input type="text" value="0"/>	<input type="text" value="0"/>	<input type="text" value="0"/>	<input type="text" value="22"/>	22
Two or more races	<input type="text" value="0"/>	<input type="text" value="0"/>	<input type="text" value="0"/>	<input type="text" value="0"/>	<input type="text" value="0"/>	<input type="text" value="0"/>	0
Race and ethnicity unknown	<input type="text" value="0"/>	<input type="text" value="0"/>	<input type="text" value="0"/>	<input type="text" value="0"/>	<input type="text" value="0"/>	<input type="text" value="1"/>	1
Total women	0	0	0	0	0	38	38

Total (men+women)	0	0	0	0	0	60	60
Total from prior year							54

Institution: Valencia College (138187)

User ID: P1381871

Part A1 - Full-time Instructional Staff by Academic Rank and Tenure Status - Indefinite duration contract

Number of Full-time Instructional Staff With Faculty Status Not on Tenure Track - Indefinite duration contract

As of November 1, 2020

- Report Hispanic/Latino individuals of any race as Hispanic/Latino
- Report race for non-Hispanic/Latino individuals only
- Include both Primarily Instruction and Instruction Combined with Research and/or Public Service

Men

Gender and race/ethnicity	Academic Rank					No academic rank	Total
	Professors	Associate professors	Assistant professors	Instructors	Lecturers		
<u>Nonresident alien</u>	<input type="text"/>	<input type="text"/>	<input type="text"/>	<input type="text"/>	<input type="text"/>	<input type="text"/>	0
<u>Hispanic/Latino</u>	<input type="text"/>	<input type="text"/>	<input type="text"/>	<input type="text"/>	<input type="text"/>	<input type="text"/>	0
<u>American Indian or Alaska Native</u>	<input type="text"/>	<input type="text"/>	<input type="text"/>	<input type="text"/>	<input type="text"/>	<input type="text"/>	0
<u>Asian</u>	<input type="text"/>	<input type="text"/>	<input type="text"/>	<input type="text"/>	<input type="text"/>	<input type="text"/>	0
<u>Black or African American</u>	<input type="text"/>	<input type="text"/>	<input type="text"/>	<input type="text"/>	<input type="text"/>	<input type="text"/>	0
<u>Native Hawaiian or Other Pacific Islander</u>	<input type="text"/>	<input type="text"/>	<input type="text"/>	<input type="text"/>	<input type="text"/>	<input type="text"/>	0
<u>White</u>	<input type="text"/>	<input type="text"/>	<input type="text"/>	<input type="text"/>	<input type="text"/>	<input type="text"/>	0
Two or more races	<input type="text"/>	<input type="text"/>	<input type="text"/>	<input type="text"/>	<input type="text"/>	<input type="text"/>	0
<u>Race and ethnicity unknown</u>	<input type="text"/>	<input type="text"/>	<input type="text"/>	<input type="text"/>	<input type="text"/>	<input type="text"/>	0
Total men	0	0	0	0	0	0	0

Women

Gender and race/ethnicity	Academic Rank					No academic rank	Total
	Professors	Associate professors	Assistant professors	Instructors	Lecturers		
Nonresident alien	<input type="text"/>	<input type="text"/>	<input type="text"/>	<input type="text"/>	<input type="text"/>	<input type="text"/>	0
Hispanic/Latino	<input type="text"/>	<input type="text"/>	<input type="text"/>	<input type="text"/>	<input type="text"/>	<input type="text"/>	0
American Indian or Alaska Native	<input type="text"/>	<input type="text"/>	<input type="text"/>	<input type="text"/>	<input type="text"/>	<input type="text"/>	0
Asian	<input type="text"/>	<input type="text"/>	<input type="text"/>	<input type="text"/>	<input type="text"/>	<input type="text"/>	0
Black or African American	<input type="text"/>	<input type="text"/>	<input type="text"/>	<input type="text"/>	<input type="text"/>	<input type="text"/>	0
Native Hawaiian or Other Pacific Islander	<input type="text"/>	<input type="text"/>	<input type="text"/>	<input type="text"/>	<input type="text"/>	<input type="text"/>	0
White	<input type="text"/>	<input type="text"/>	<input type="text"/>	<input type="text"/>	<input type="text"/>	<input type="text"/>	0
Two or more races	<input type="text"/>	<input type="text"/>	<input type="text"/>	<input type="text"/>	<input type="text"/>	<input type="text"/>	0
Race and ethnicity unknown	<input type="text"/>	<input type="text"/>	<input type="text"/>	<input type="text"/>	<input type="text"/>	<input type="text"/>	0
Total women	0	0	0	0	0	0	0

Total (men+women)	0	0	0	0	0	0	0
Total from prior year							

Institution: Valencia College (138187)

User ID: P1381871

Part A1 - Full-time Instructional Staff - Without Faculty Status

Number of **Full-time Instructional Staff Without Faculty Status**

As of November 1, 2020

- Report Hispanic/Latino individuals of any race as Hispanic/Latino
- Report race for non-Hispanic/Latino individuals only
- Include both Primarily Instruction and Instruction Combined with Research and/or Public Service

Men

Race/ethnicity	Without Faculty Status
<u>Nonresident alien</u>	<input type="text" value="0"/>
<u>Hispanic/Latino</u>	<input type="text" value="0"/>
<u>American Indian or Alaska Native</u>	<input type="text" value="0"/>
<u>Asian</u>	<input type="text" value="0"/>
<u>Black or African American</u>	<input type="text" value="0"/>
<u>Native Hawaiian or Other Pacific Islander</u>	<input type="text" value="0"/>
<u>White</u>	<input type="text" value="0"/>
Two or more races	<input type="text" value="0"/>
<u>Race and ethnicity unknown</u>	<input type="text" value="0"/>
Total men	0

Women

Race/ethnicity	Without Faculty Status
Nonresident alien	<input type="text" value="0"/>
Hispanic/Latino	<input type="text" value="0"/>
American Indian or Alaska Native	<input type="text" value="0"/>
Asian	<input type="text" value="0"/>
Black or African American	<input type="text" value="0"/>
Native Hawaiian or Other Pacific Islander	<input type="text" value="0"/>
White	<input type="text" value="0"/>
Two or more races	<input type="text" value="0"/>
Race and ethnicity unknown	<input type="text" value="0"/>
Total women	0

Total (men+women)	0
Total from prior year	

Institution: Valencia College (138187)



User ID: P1381871

Part A2 - Full-time Instructional Staff by Function

Number of Full-time Instructional Staff

As of November 1, 2020

- Report Primarily Instruction and Instruction Combined with Research and/or Public Service separately, as indicated below

	With <u>Faculty Status</u>						Without Faculty Status	Total
	<u>Tenured</u>	<u>On Tenure Track</u>	<u>Not on Tenure Track</u>					
			<u>Multi-year</u>	<u>Annual contract</u>	<u>Less-than-annual contract</u>	<u>Indefinite duration (continuing or at-will)</u>		
<u>Instructional staff</u>	340	114	0	93	60	0	0	607
Total carried forward from previous screens	340	114	0	93	60	0	0	607
<u>Primarily Instruction</u>	340	114	0	93	60	0	0	607
 Exclusively credit	<input type="text" value="340"/>	<input type="text" value="113"/>	<input type="text" value="0"/>	<input type="text" value="93"/>	<input type="text" value="60"/>	<input type="text"/>	<input type="text" value="0"/>	606
 Exclusively not-for-credit	<input type="text" value="0"/>	<input type="text" value="1"/>	<input type="text" value="0"/>	<input type="text" value="0"/>	<input type="text" value="0"/>	<input type="text"/>	<input type="text" value="0"/>	1
Combined credit/not-for-credit	<input type="text" value="0"/>	<input type="text" value="0"/>	<input type="text" value="0"/>	<input type="text" value="0"/>	<input type="text" value="0"/>	<input type="text"/>	<input type="text" value="0"/>	0
<u>Instruction/research/public service staff</u>	<input type="text" value="0"/>	<input type="text" value="0"/>	<input type="text" value="0"/>	<input type="text" value="0"/>	<input type="text" value="0"/>	<input type="text"/>	<input type="text" value="0"/>	0

Institution: Valencia College (138187)

User ID: P1381871

Part A3 - Full-time Instructional Staff - Totals

Total number of Full-time Instructional Staff

As of November 1, 2020

Race/ethnicity	Total men	Total women	Total (men+women)
Nonresident alien	0	0	0
Hispanic/Latino	34	33	67
American Indian or Alaska Native	2	2	4
Asian	13	22	35
Black or African American	29	44	73
Native Hawaiian or Other Pacific Islander	0	0	0
White	176	235	411
Two or more races	1	0	1
Race and ethnicity unknown	7	9	16
Total	262	345	607
Total from prior year			619

Institution: Valencia College (138187)

User ID: P1381871

Part B1 - Full-time Non-instructional Staff by Occupational Category

Number of Full-time Non-instructional Staff by Occupational Category

As of November 1, 2020

- Report Hispanic/Latino individuals of any race as Hispanic/Latino
- Report race for non-Hispanic/Latino individuals only

Men

Race/ethnicity	<u>Instructional Staff</u> (carried forward from Part A)	<u>Research staff</u>	<u>Public Service staff</u>
<u>Nonresident alien</u>	0	<input type="text" value="0"/>	<input type="text" value="0"/>
<u>Hispanic/Latino</u>	34	<input type="text" value="0"/>	<input type="text" value="0"/>
<u>American Indian or Alaska Native</u>	2	<input type="text" value="0"/>	<input type="text" value="0"/>
<u>Asian</u>	13	<input type="text" value="0"/>	<input type="text" value="0"/>
<u>Black or African American</u>	29	<input type="text" value="0"/>	<input type="text" value="0"/>
<u>Native Hawaiian or Other Pacific Islander</u>	0	<input type="text" value="0"/>	<input type="text" value="0"/>
<u>White</u>	176	<input type="text" value="0"/>	<input type="text" value="0"/>
Two or more races	1	<input type="text" value="0"/>	<input type="text" value="0"/>
<u>Race and ethnicity unknown</u>	7	<input type="text" value="0"/>	<input type="text" value="0"/>
Total men	262	0	0

Women

Race/ethnicity	<u>Instructional Staff</u> (carried forward from Part A)	<u>Research staff</u>	<u>Public Service staff</u>
Nonresident alien	0	<input type="text" value="0"/>	<input type="text" value="0"/>
Hispanic/Latino	33	<input type="text" value="0"/>	<input type="text" value="0"/>
American Indian or Alaska Native	2	<input type="text" value="0"/>	<input type="text" value="0"/>
Asian	22	<input type="text" value="0"/>	<input type="text" value="0"/>
Black or African American	44	<input type="text" value="0"/>	<input type="text" value="0"/>
Native Hawaiian or Other Pacific Islander	0	<input type="text" value="0"/>	<input type="text" value="0"/>
White	235	<input type="text" value="0"/>	<input type="text" value="0"/>
Two or more races	0	<input type="text" value="0"/>	<input type="text" value="0"/>
Race and ethnicity unknown	9	<input type="text" value="0"/>	<input type="text" value="0"/>
Total women	345	0	0

Total (men+women)	607	0	0
Total from prior year	619		

Institution: Valencia College (138187)

User ID: P1381871

Part B1 - Full-time Non-instructional Staff by Occupational Category

Number of **Full-time** Non-instructional Staff by Occupational Category

As of November 1, 2020

- Report Hispanic/Latino individuals of any race as Hispanic/Latino
- Report race for non-Hispanic/Latino individuals only

Men

Race/ethnicity	<u>Archivists, Curators, and Museum Technicians</u> 25-4010	<u>Librarians and Media Collections Specialists</u> 25-4020	<u>Library Technicians</u> 25-4030	i <u>Student and Academic Affairs and Other Education Services Occupations</u> 25-2000 + 25-3000 + 25-9000
Nonresident alien	<input type="text" value="0"/>	<input type="text" value="0"/>	<input type="text" value="0"/>	<input type="text" value="0"/>
Hispanic/Latino	<input type="text" value="0"/>	<input type="text" value="0"/>	<input type="text" value="0"/>	<input type="text" value="11"/>
<u>American Indian or Alaska Native</u>	<input type="text" value="0"/>	<input type="text" value="0"/>	<input type="text" value="0"/>	<input type="text" value="2"/>
<u>Asian</u>	<input type="text" value="0"/>	<input type="text" value="0"/>	<input type="text" value="0"/>	<input type="text" value="1"/>
<u>Black or African American</u>	<input type="text" value="0"/>	<input type="text" value="0"/>	<input type="text" value="0"/>	<input type="text" value="1"/>
<u>Native Hawaiian or Other Pacific Islander</u>	<input type="text" value="0"/>	<input type="text" value="0"/>	<input type="text" value="0"/>	<input type="text" value="0"/>
<u>White</u>	<input type="text" value="0"/>	<input type="text" value="3"/>	<input type="text" value="0"/>	<input type="text" value="20"/>
Two or more races	<input type="text" value="0"/>	<input type="text" value="0"/>	<input type="text" value="0"/>	<input type="text" value="1"/>
<u>Race and ethnicity unknown</u>	<input type="text" value="0"/>	<input type="text" value="0"/>	<input type="text" value="0"/>	<input type="text" value="3"/>
Total men	0	3	0	39

Women

Race/ethnicity	<u>Archivists, Curators, and Museum Technicians</u> 25-4010	<u>Librarians and Media Collections Specialists</u> 25-4020	<u>Library Technicians</u> 25-4030	<u>Student and Academic Affairs and Other Education Services Occupations</u> 25-2000 + 25-3000 + 25-9000
Nonresident alien	<input type="text" value="0"/>	<input type="text" value="0"/>	<input type="text" value="0"/>	<input type="text" value="0"/>
Hispanic/Latino	<input type="text" value="0"/>	<input type="text" value="0"/>	<input type="text" value="0"/>	<input type="text" value="13"/>
American Indian or Alaska Native	<input type="text" value="0"/>	<input type="text" value="0"/>	<input type="text" value="0"/>	<input type="text" value="0"/>
Asian	<input type="text" value="0"/>	<input type="text" value="1"/>	<input type="text" value="0"/>	<input type="text" value="6"/>
Black or African American	<input type="text" value="0"/>	<input type="text" value="3"/>	<input type="text" value="0"/>	<input type="text" value="4"/>
Native Hawaiian or Other Pacific Islander	<input type="text" value="0"/>	<input type="text" value="0"/>	<input type="text" value="0"/>	<input type="text" value="0"/>
White	<input type="text" value="0"/>	<input type="text" value="7"/>	<input type="text" value="0"/>	<input type="text" value="28"/>
Two or more races	<input type="text" value="0"/>	<input type="text" value="0"/>	<input type="text" value="0"/>	<input type="text" value="0"/>
Race and ethnicity unknown	<input type="text" value="0"/>	<input type="text" value="0"/>	<input type="text" value="0"/>	<input type="text" value="8"/>
Total women	0	11	0	59
Total (men+women)	0	14	0	98
Total from prior year		14		99

Institution: Valencia College (138187)

User ID: P1381871

Part B1 - Full-time Non-instructional Staff by Occupational Category

Number of Full-time Non-instructional Staff by Occupational Category

As of November 1, 2020

- Report Hispanic/Latino individuals of any race as Hispanic/Latino
- Report race for non-Hispanic/Latino individuals only

Men

Race/ethnicity	<u>Management Occupations</u> 11-0000	<u>Business and Financial Operations Occupations</u> 13-0000	<u>Computer, Engineering, and Science Occupations</u> 15-0000 + 17-0000 + 19-0000	<u>Community, Social Service, Legal, Arts, Design, Entertainment, Sports, and Media Occupations</u> 21-0000 + 23-0000 + 27-0000	<u>Healthcare Practitioners and Technical Occupations</u> 29-0000
<u>Nonresident alien</u>	<input type="text" value="0"/>	<input type="text" value="1"/>	<input type="text" value="2"/>	<input type="text" value="0"/>	<input type="text" value="0"/>
<u>Hispanic/Latino</u>	<input type="text" value="2"/>	<input type="text" value="27"/>	<input type="text" value="22"/>	<input type="text" value="9"/>	<input type="text" value="0"/>
<u>American Indian or Alaska Native</u>	<input type="text" value="0"/>	<input type="text" value="0"/>	<input type="text" value="0"/>	<input type="text" value="0"/>	<input type="text" value="0"/>
<u>Asian</u>	<input type="text" value="0"/>	<input type="text" value="2"/>	<input type="text" value="8"/>	<input type="text" value="2"/>	<input type="text" value="0"/>
<u>Black or African American</u>	<input type="text" value="5"/>	<input type="text" value="19"/>	<input type="text" value="9"/>	<input type="text" value="8"/>	<input type="text" value="0"/>
<u>Native Hawaiian or Other Pacific Islander</u>	<input type="text" value="0"/>	<input type="text" value="0"/>	<input type="text" value="0"/>	<input type="text" value="0"/>	<input type="text" value="0"/>
<u>White</u>	<input type="text" value="20"/>	<input type="text" value="72"/>	<input type="text" value="35"/>	<input type="text" value="13"/>	<input type="text" value="0"/>
Two or more races	<input type="text" value="1"/>	<input type="text" value="0"/>	<input type="text" value="0"/>	<input type="text" value="0"/>	<input type="text" value="0"/>
<u>Race and ethnicity unknown</u>	<input type="text" value="1"/>	<input type="text" value="6"/>	<input type="text" value="4"/>	<input type="text" value="1"/>	<input type="text" value="0"/>
Total men	29	127	80	33	0

Women

Race/ethnicity	<u>Management Occupations</u> 11-0000	<u>Business and Financial Operations Occupations</u> 13-0000	<u>Computer, Engineering, and Science Occupations</u> 15-0000 + 17-0000 + 19-0000	<u>Community, Social Service, Legal, Arts, Design, Entertainment, Sports, and Media Occupations</u> 21-0000 + 23-0000 + 27-0000	<u>Healthcare Practitioners and Technical Occupations</u> 29-0000
Nonresident alien	<input type="text" value="0"/>	<input type="text" value="0"/>	<input type="text" value="1"/>	<input type="text" value="0"/>	<input type="text" value="0"/>
Hispanic/Latino	<input type="text" value="6"/>	<input type="text" value="86"/>	<input type="text" value="3"/>	<input type="text" value="23"/>	<input type="text" value="0"/>
American Indian or Alaska Native	<input type="text" value="0"/>	<input type="text" value="0"/>	<input type="text" value="0"/>	<input type="text" value="0"/>	<input type="text" value="0"/>
Asian	<input type="text" value="0"/>	<input type="text" value="13"/>	<input type="text" value="2"/>	<input type="text" value="3"/>	<input type="text" value="0"/>
Black or African American	<input type="text" value="5"/>	<input type="text" value="60"/>	<input type="text" value="4"/>	<input type="text" value="11"/>	<input type="text" value="0"/>
Native Hawaiian or Other Pacific Islander	<input type="text" value="0"/>	<input type="text" value="2"/>	<input type="text" value="0"/>	<input type="text" value="0"/>	<input type="text" value="0"/>
White	<input type="text" value="26"/>	<input type="text" value="146"/>	<input type="text" value="5"/>	<input type="text" value="16"/>	<input type="text" value="0"/>
Two or more races	<input type="text" value="0"/>	<input type="text" value="2"/>	<input type="text" value="0"/>	<input type="text" value="1"/>	<input type="text" value="0"/>
Race and ethnicity unknown	<input type="text" value="0"/>	<input type="text" value="8"/>	<input type="text" value="2"/>	<input type="text" value="1"/>	<input type="text" value="0"/>
Total women	37	317	17	55	0

Total	66	444	97	88	0
--------------	-----------	------------	-----------	-----------	----------

(men+women)					
Total from prior year	69	453	95	93	

Institution: Valencia College (138187)

User ID: P1381871

Part B1 - Full-time Non-instructional Staff by Occupational Category

Number of **Full-time** Non-instructional Staff by Occupational Category

As of November 1, 2020

- Report Hispanic/Latino individuals of any race as Hispanic/Latino
- Report race for non-Hispanic/Latino individuals only

Men

Race/ethnicity	<u>Service Occupations</u> 31-0000 + 33-0000 + 35-0000 + 37-0000 + 39-0000	<u>Sales and Related</u> <u>Occupations</u> 41-0000	<u>Office and Administrative</u> <u>Support Occupations</u> 43-0000	<u>Natural Resources, Construction, and</u> <u>Maintenance Occupations</u> 45-0000 + 47-0000 + 49-0000	<u>Production, Transportation,</u> <u>and Material Moving</u> <u>Occupations</u> 51-0000 + 53-0000	Grand Total (All full-time staff)
<u>Nonresident alien</u>	<input type="text" value="1"/>	<input type="text" value="0"/>	<input type="text" value="0"/>	<input type="text" value="0"/>	<input type="text" value="0"/>	4
<u>Hispanic/Latino</u>	<input type="text" value="48"/>	<input type="text" value="4"/>	<input type="text" value="15"/>	<input type="text" value="20"/>	<input type="text" value="0"/>	192
<u>American Indian or Alaska Native</u>	<input type="text" value="0"/>	<input type="text" value="0"/>	<input type="text" value="0"/>	<input type="text" value="0"/>	<input type="text" value="0"/>	4
<u>Asian</u>	<input type="text" value="11"/>	<input type="text" value="0"/>	<input type="text" value="1"/>	<input type="text" value="2"/>	<input type="text" value="0"/>	40
<u>Black or African American</u>	<input type="text" value="22"/>	<input type="text" value="3"/>	<input type="text" value="6"/>	<input type="text" value="0"/>	<input type="text" value="0"/>	102
<u>Native Hawaiian or Other Pacific Islander</u>	<input type="text" value="0"/>	<input type="text" value="0"/>	<input type="text" value="0"/>	<input type="text" value="0"/>	<input type="text" value="0"/>	0
<u>White</u>	<input type="text" value="23"/>	<input type="text" value="4"/>	<input type="text" value="17"/>	<input type="text" value="6"/>	<input type="text" value="0"/>	389
Two or more races	<input type="text" value="0"/>	<input type="text" value="0"/>	<input type="text" value="0"/>	<input type="text" value="0"/>	<input type="text" value="0"/>	3
<u>Race and ethnicity unknown</u>	<input type="text" value="3"/>	<input type="text" value="0"/>	<input type="text" value="1"/>	<input type="text" value="2"/>	<input type="text" value="0"/>	28
Total men	108	11	40	30	0	762

Women

Race/ethnicity	<u>Service Occupations</u> 31-0000 + 33-0000 + 35-0000 + 37-0000 + 39-0000	<u>Sales and Related</u> <u>Occupations</u> 41-0000	<u>Office and Administrative</u> <u>Support Occupations</u> 43-0000	<u>Natural Resources, Construction, and</u> <u>Maintenance Occupations</u> 45-0000 + 47-0000 + 49-0000	<u>Production, Transportation,</u> <u>and Material Moving</u> <u>Occupations</u> 51-0000 + 53-0000	Grand Total (All full-time staff)
Nonresident alien	<input type="text" value="2"/>	<input type="text" value="0"/>	<input type="text" value="0"/>	<input type="text" value="0"/>	<input type="text" value="0"/>	3
Hispanic/Latino	<input type="text" value="30"/>	<input type="text" value="8"/>	<input type="text" value="86"/>	<input type="text" value="0"/>	<input type="text" value="0"/>	288
American Indian or Alaska Native	<input type="text" value="0"/>	<input type="text" value="0"/>	<input type="text" value="1"/>	<input type="text" value="0"/>	<input type="text" value="0"/>	3
Asian	<input type="text" value="6"/>	<input type="text" value="2"/>	<input type="text" value="11"/>	<input type="text" value="0"/>	<input type="text" value="0"/>	66
Black or African American	<input type="text" value="10"/>	<input type="text" value="9"/>	<input type="text" value="41"/>	<input type="text" value="0"/>	<input type="text" value="0"/>	191
Native Hawaiian or Other Pacific Islander	<input type="text" value="0"/>	<input type="text" value="0"/>	<input type="text" value="0"/>	<input type="text" value="0"/>	<input type="text" value="0"/>	2
White	<input type="text" value="10"/>	<input type="text" value="6"/>	<input type="text" value="63"/>	<input type="text" value="0"/>	<input type="text" value="0"/>	542
Two or more races	<input type="text" value="0"/>	<input type="text" value="0"/>	<input type="text" value="3"/>	<input type="text" value="0"/>	<input type="text" value="0"/>	6
Race and ethnicity unknown	<input type="text" value="0"/>	<input type="text" value="0"/>	<input type="text" value="5"/>	<input type="text" value="0"/>	<input type="text" value="0"/>	33
Total women	58	25	210	0	0	1,134

Total (men+women)	166	36	250	30	0	1,896
Total from prior year	169	31	265	33		1,940

Institution: Valencia College (138187)

User ID: P1381871

Part B2 - Full-time Non-instructional Staff by Occupational Category and Tenure Status

Number of **Full-time** Non-instructional Staff

As of November 1, 2020

Occupational category	With <u>Faculty Status</u>						Without Faculty Status	Total
	<u>Tenured</u>	<u>On Tenure Track</u>	<u>Not on Tenure Track</u>					
			<u>Multi-year</u>	<u>Annual contract</u>	<u>Less-than-annual contract</u>	<u>Indefinite duration (continuing or at-will)</u>		
<u>Research staff</u>	<input type="text" value="0"/>	<input type="text" value="0"/>	<input type="text" value="0"/>	<input type="text" value="0"/>	<input type="text" value="0"/>	<input type="text"/>	<input type="text" value="0"/>	0
<u>Public Service staff</u>	<input type="text" value="0"/>	<input type="text" value="0"/>	<input type="text" value="0"/>	<input type="text" value="0"/>	<input type="text" value="0"/>	<input type="text"/>	<input type="text" value="0"/>	0
<u>Archivists, Curators, and Museum Technicians</u> 25-4010	<input type="text" value="0"/>	<input type="text" value="0"/>	<input type="text" value="0"/>	<input type="text" value="0"/>	<input type="text" value="0"/>	<input type="text"/>	<input type="text" value="0"/>	0
<u>Librarians and Media Collections Specialists</u> 25-4020	<input type="text" value="10"/>	<input type="text" value="4"/>	<input type="text" value="0"/>	<input type="text" value="0"/>	<input type="text" value="0"/>	<input type="text"/>	<input type="text" value="0"/>	14
<u>Library Technicians</u> 25-4030	<input type="text" value="0"/>	<input type="text" value="0"/>	<input type="text" value="0"/>	<input type="text" value="0"/>	<input type="text" value="0"/>	<input type="text"/>	<input type="text" value="0"/>	0
<u>i</u> <u>Student and Academic Affairs and Other Education Services Occupations</u> 25-2000 + 25-3000 + 25-9000	<input type="text" value="0"/>	<input type="text" value="1"/>	<input type="text" value="0"/>	<input type="text" value="0"/>	<input type="text" value="0"/>	<input type="text"/>	<input type="text" value="97"/>	98
<u>Management Occupations</u> 11-0000	<input type="text" value="4"/>	<input type="text" value="0"/>	<input type="text" value="0"/>	<input type="text" value="0"/>	<input type="text" value="0"/>	<input type="text"/>	<input type="text" value="62"/>	66
<u>Business and Financial Operations Occupations</u> 13-0000	<input type="text" value="0"/>	<input type="text" value="0"/>	<input type="text" value="0"/>	<input type="text" value="0"/>	<input type="text" value="0"/>	<input type="text"/>	<input type="text" value="444"/>	444
<u>Computer, Engineering, and Science Occupations</u> 15-0000 + 17-0000 + 19-0000	<input type="text" value="0"/>	<input type="text" value="0"/>	<input type="text" value="0"/>	<input type="text" value="0"/>	<input type="text" value="0"/>	<input type="text"/>	<input type="text" value="97"/>	97
<u>Community, Social Service, Legal, Arts, Design, Entertainment, Sports, and Media Occupations</u> 21-0000 + 23-0000 + 27-0000	<input type="text" value="12"/>	<input type="text" value="2"/>	<input type="text" value="0"/>	<input type="text" value="0"/>	<input type="text" value="0"/>	<input type="text"/>	<input type="text" value="74"/>	88
<u>Healthcare Practitioners and Technical Occupations</u> 29-0000	<input type="text" value="0"/>	<input type="text" value="0"/>	<input type="text" value="0"/>	<input type="text" value="0"/>	<input type="text" value="0"/>	<input type="text"/>	<input type="text" value="0"/>	0
Total	26	7	0	0	<input checked="" type="checkbox"/> 0	0	774	807
Total from prior year	25	7			3		788	823

Institution: Valencia College (138187)

User ID: P1381871

Part C - Full-time Summary

Summary of Full-time Staff

As of November 1, 2020

- Data will not be generated on this screen until the relevant screens in the previous section have been completed.

Occupational category		With Faculty Status						Without Faculty Status	Total
		Tenured	On Tenure Track	Not on Tenure Track					
				Multi-year	Annual contract	Less-than-annual contract	Indefinite duration (continuing or at-will)		
Primarily Instruction		340	114	0	93	60	0	0	607
	Exclusively credit	340	113	0	93	60		0	606
	Exclusively not-for-credit	0	1	0	0	0		0	1
	Combined credit/not-for-credit	0	0	0	0	0		0	0
Instruction/research/public service staff		0	0	0	0	0		0	0
Research staff		0	0	0	0	0		0	0
Public Service staff		0	0	0	0	0		0	0
Archivists, Curators, and Museum Technicians 25-4010		0	0	0	0	0		0	0
Librarians and Media Collections Specialists 25-4020		10	4	0	0	0		0	14
Library Technicians 25-4030		0	0	0	0	0		0	0
Student and Academic Affairs and Other Education Services Occupations 25-2000 + 25-3000 + 25-9000		0	1	0	0	0		97	98
Management Occupations 11-0000		4	0	0	0	0		62	66
Business and Financial Operations Occupations 13-0000		0	0	0	0	0		444	444
Computer, Engineering, and Science Occupations 15-0000 + 17-0000 + 19-0000		0	0	0	0	0		97	97
Community, Social Service, Legal, Arts, Design, Entertainment, Sports, and Media Occupations 21-0000 + 23-0000 + 27-0000		12	2	0	0	0		74	88
Healthcare Practitioners and Technical Occupations 29-0000		0	0	0	0	0		0	0
Service Occupations 31-0000 + 33-0000 + 35-0000 + 37-0000 + 39-0000									166
Sales and Related Occupations 41-0000									36
Office and Administrative Support Occupations 43-0000									250
Natural Resources, Construction, and Maintenance Occupations 45-0000 + 47-0000 + 49-0000									30
Production, Transportation, and Material Moving Occupations 51-0000 + 53-0000									0
Total									1,896

Institution: Valencia College (138187)

User ID: P1381871

Part G1 - Salaries Worksheet

Number of Full-time Instructional Staff For Calculation of Total Number of Months

Annual Salary, 2020-21

- Report the number of instructional staff based on the number of months to be worked
- Months reported should correspond with the number of months that staff worked (which may differ from the number of months over which they are paid)
- Include **ONLY** full-time instructional staff
- Include instructional staff *with* faculty status and *without* faculty status
- Include instructional staff regardless of tenure status

Men

Gender and academic rank	i Months worked					Total Staff	i Total staff for salary reporting
	12 months	11 months	10 months	9 months	< 9 months		
Professors	<input type="text" value="0"/>	<input type="text" value="0"/>	<input type="text" value="0"/>	<input type="text" value="0"/>	<input type="text" value="0"/>	0	0
Associate professors	<input type="text" value="0"/>	<input type="text" value="0"/>	<input type="text" value="0"/>	<input type="text" value="0"/>	<input type="text" value="0"/>	0	0
Assistant professors	<input type="text" value="0"/>	<input type="text" value="0"/>	<input type="text" value="0"/>	<input type="text" value="0"/>	<input type="text" value="0"/>	0	0
Instructors	<input type="text" value="0"/>	<input type="text" value="0"/>	<input type="text" value="0"/>	<input type="text" value="0"/>	<input type="text" value="0"/>	0	0
Lecturers	<input type="text" value="0"/>	<input type="text" value="0"/>	<input type="text" value="0"/>	<input type="text" value="0"/>	<input type="text" value="0"/>	0	0
No academic rank	<input type="text" value="8"/>	<input type="text" value="0"/>	<input type="text" value="192"/>	<input type="text" value="0"/>	<input type="text" value="62"/>	262	200
Total men	8	0	192	0	<input checked="" type="checkbox"/> 62	262	200
Total men full-time instructional staff from Part A						262	

Women

Gender and academic rank	i Months worked					Total Staff	i Total staff for salary reporting
	12 months	11 months	10 months	9 months	< 9 months		
Professors	<input type="text" value="0"/>	<input type="text" value="0"/>	<input type="text" value="0"/>	<input type="text" value="0"/>	<input type="text" value="0"/>	0	0
Associate professors	<input type="text" value="0"/>	<input type="text" value="0"/>	<input type="text" value="0"/>	<input type="text" value="0"/>	<input type="text" value="0"/>	0	0
Assistant professors	<input type="text" value="0"/>	<input type="text" value="0"/>	<input type="text" value="0"/>	<input type="text" value="0"/>	<input type="text" value="0"/>	0	0
Instructors	<input type="text" value="0"/>	<input type="text" value="0"/>	<input type="text" value="0"/>	<input type="text" value="0"/>	<input type="text" value="0"/>	0	0
Lecturers	<input type="text" value="0"/>	<input type="text" value="0"/>	<input type="text" value="0"/>	<input type="text" value="0"/>	<input type="text" value="0"/>	0	0
No academic rank	<input type="text" value="22"/>	<input type="text" value="0"/>	<input type="text" value="266"/>	<input type="text" value="0"/>	<input type="text" value="57"/>	345	288
Total women	22	0	266	0	57	345	288
Total women full-time instructional staff from Part A						345	
Total (men+women)	30	0	458	0	119	607	488
Total (men+women) full-time instructional staff from Part A						607	

Institution: Valencia College (138187)

User ID: P1381871

Part G2 - Salary Outlays for Instructional Staff

Salary Outlays for Full-time Instructional Staff

Annual Salary Outlays, 2020-21

- Report the TOTAL ANNUAL salary outlays for the full-time instructional staff reported in the 12 months, 11 months, 10 months, and 9 months columns on the previous screen, Part G1 – Salaries Worksheet
- Using the TOTAL ANNUAL salary outlays data provided, the system will calculate the Equated 9 months by academic rank and gender.

Men

Gender and academic rank	Total staff for salary reporting (from Part G, screen 1)	Salary Outlays				
		12 months	11 months	10 months	9 months	Equated 9 months
Professors	0	0	0	0	0	0
Associate professors	0	0	0	0	0	0
Assistant professors	0	0	0	0	0	0
Instructors	0	0	0	0	0	0
Lecturers	0	0	0	0	0	0
No academic rank	200	610,482	0	13,505,077	0	12,612,431
Total men	200	610,482	0	13,505,077	0	12,612,431

Women

Gender and academic rank	Total staff for salary reporting (from Part G, screen 1)	Salary Outlays				
		12 months	11 months	10 months	9 months	Equated 9 months
Professors	0	0	0	0	0	0
Associate professors	0	0	0	0	0	0
Assistant professors	0	0	0	0	0	0
Instructors	0	0	0	0	0	0
Lecturers	0	0	0	0	0	0
No academic rank	288	1,642,113	0	18,132,183	0	17,550,549
Total women	288	1,642,113	0	18,132,183	0	17,550,549
Total (men + women)	488	2,252,595	0	31,637,260	0	30,162,980

Institution: Valencia College (138187)


User ID: P1381871

Part G3 - Average Salaries for Instructional Staff by Academic Rank


Average Salary by academic rank for Full-time Instructional Staff

Annual Average Salaries, 2020-21

Men

Gender and academic rank	Total staff for salary reporting (from Part G, screen 1)	Annual Average Salaries				
		12 months	11 months	10 months	9 months	 Equated 9 months
Professors	0					
Associate professors	0					
Assistant professors	0					
Instructors	0					
Lecturers	0					
No academic rank	200	76,310		70,339		63,062
Total men	200	76,310		70,339		63,062

Women

Gender and academic rank	Total staff for salary reporting (from Part G, screen 1)	Annual Average Salaries				
		12 months	11 months	10 months	9 months	 Equated 9 months
Professors	0					
Associate professors	0					
Assistant professors	0					
Instructors	0					
Lecturers	0					
No academic rank	288	74,642		68,166		60,939
Total women	288	74,642		68,166		60,939

Total (men+women)	488	75,087		69,077		61,809
--------------------------	------------	---------------	--	---------------	--	---------------

Institution: Valencia College (138187)

User ID: P1381871

Part G4 - Salary Outlays for Non-instructional Staff

Salary Outlays for **Full-time** Non-instructional Staff

Annual Salary Outlays, 2020-21

Occupational category	i Number of full-time staff (carried forward from the Part B - FT, non-instructional staff screens)	i Total annual salary outlays
<u>Research staff</u>	0	<input type="text" value="0"/>
<u>Public Service staff</u>	0	<input type="text" value="0"/>
<u>Library and Student and Academic Affairs and Other Education Services Occupations</u> 25-4000 + 25-2000 + 25-3000 + 25-9000	112	<input type="text" value="5,144,505"/>
<u>Management Occupations</u> 11-0000	66	<input type="text" value="9,281,526"/>
<u>Business and Financial Operations Occupations</u> 13-0000	444	<input type="text" value="24,856,720"/>
<u>Computer, Engineering, and Science Occupations</u> 15-0000 + 17-0000 + 19-0000	97	<input type="text" value="5,907,580"/>
<u>Community, Social Service, Legal, Arts, Design, Entertainment, Sports, and Media Occupations</u> 21-0000 + 23-0000 + 27-0000	88	<input type="text" value="4,017,035"/>
<u>Healthcare Practitioners and Technical Occupations</u> 29-0000	0	<input type="text" value="0"/>
<u>Service Occupations</u> 31-0000 + 33-0000 + 35-0000 + 37-0000 + 39-0000	166	<input type="text" value="4,843,932"/>
<u>Sales and Related Occupations</u> 41-0000	36	<input type="text" value="1,405,342"/>
<u>Office and Administrative Support Occupations</u> 43-0000	250	<input type="text" value="8,554,367"/>
<u>Natural Resources, Construction, and Maintenance Occupations</u> 45-0000 + 47-0000 + 49-0000	30	<input type="text" value="1,069,364"/>
<u>Production, Transportation, and Material Moving Occupations</u> 51-0000 + 53-0000	0	<input type="text" value="0"/>

Institution: Valencia College (138187)

User ID: P1381871

Part D - Part-time Staff by Occupational Category

Number of **Part-time Staff** by Occupational Category

As of November 1, 2020

- Report Hispanic/Latino individuals of any race as Hispanic/Latino
- Report race for non-Hispanic/Latino individuals only

Men

Race/ethnicity	Instructional staff	Research staff	Public Service staff
<u>Nonresident alien</u>	10	0	0
<u>Hispanic/Latino</u>	113	0	0
<u>American Indian or Alaska Native</u>	1	0	0
<u>Asian</u>	28	0	0
<u>Black or African American</u>	73	0	0
<u>Native Hawaiian or Other Pacific Islander</u>	0	0	0
<u>White</u>	445	0	0
Two or more races	3	0	0
<u>Race and ethnicity unknown</u>	31	0	0
Total men	704	0	0

Women

Race/ethnicity	Instructional staff	Research staff	Public Service staff
Nonresident alien	6	0	0
Hispanic/Latino	131	0	0
American Indian or Alaska Native	1	0	0
Asian	47	0	0
Black or African American	116	0	0
Native Hawaiian or Other Pacific Islander	0	0	0
White	411	0	0
Two or more races	6	0	0
Race and ethnicity unknown	46	0	0
Total women	764	0	0
Total (men+women)	1,468	0	0
Total from prior year	1,511		

Institution: Valencia College (138187)

User ID: P1381871

Part D - Part-time Staff by Occupational Category

Number of **Part-time Staff** by Occupational Category

As of November 1, 2020

- Report Hispanic/Latino individuals of any race as Hispanic/Latino
- Report race for non-Hispanic/Latino individuals only

Men

Race/ethnicity	<u>Archivists, Curators, and Museum Technicians</u> 25-4010	<u>Librarians and Media Collections Specialists</u> 25-4020	<u>Library Technicians</u> 25-4030	<u>Student and Academic Affairs and Other Education Services Occupations</u> 25-2000 + 25-3000 + 25-9000	<u>Library and Student and Academic Affairs and Other Education Services Occupations</u>
<u>Nonresident alien</u>	<input type="text" value="0"/>	<input type="text" value="0"/>	<input type="text" value="0"/>	<input type="text" value="13"/>	13
<u>Hispanic/Latino</u>	<input type="text" value="0"/>	<input type="text" value="1"/>	<input type="text" value="0"/>	<input type="text" value="70"/>	71
<u>American Indian or Alaska Native</u>	<input type="text" value="0"/>	<input type="text" value="0"/>	<input type="text" value="0"/>	<input type="text" value="0"/>	0
<u>Asian</u>	<input type="text" value="0"/>	<input type="text" value="1"/>	<input type="text" value="0"/>	<input type="text" value="20"/>	21
<u>Black or African American</u>	<input type="text" value="0"/>	<input type="text" value="1"/>	<input type="text" value="0"/>	<input type="text" value="21"/>	22
<u>Native Hawaiian or Other Pacific Islander</u>	<input type="text" value="0"/>	<input type="text" value="0"/>	<input type="text" value="0"/>	<input type="text" value="1"/>	1
<u>White</u>	<input type="text" value="0"/>	<input type="text" value="2"/>	<input type="text" value="0"/>	<input type="text" value="66"/>	68
Two or more races	<input type="text" value="0"/>	<input type="text" value="0"/>	<input type="text" value="0"/>	<input type="text" value="5"/>	5
<u>Race and ethnicity unknown</u>	<input type="text" value="0"/>	<input type="text" value="0"/>	<input type="text" value="0"/>	<input type="text" value="7"/>	7
Total men	0	5	0	203	208

Women

Race/ethnicity	<u>Archivists, Curators, and Museum Technicians</u> 25-4010	<u>Librarians and Media Collections Specialists</u> 25-4020	<u>Library Technicians</u> 25-4030	<u>Student and Academic Affairs and Other Education Services Occupations</u> 25-2000 + 25-3000 + 25-9000	<u>Library and Student and Academic Affairs and Other Education Services Occupations</u>
Nonresident alien	<input type="text" value="0"/>	<input type="text" value="0"/>	<input type="text" value="0"/>	<input type="text" value="15"/>	15
Hispanic/Latino	<input type="text" value="0"/>	<input type="text" value="0"/>	<input type="text" value="0"/>	<input type="text" value="83"/>	83
American Indian or Alaska Native	<input type="text" value="0"/>	<input type="text" value="0"/>	<input type="text" value="0"/>	<input type="text" value="0"/>	0
Asian	<input type="text" value="0"/>	<input type="text" value="1"/>	<input type="text" value="0"/>	<input type="text" value="15"/>	16
Black or African American	<input type="text" value="0"/>	<input type="text" value="1"/>	<input type="text" value="0"/>	<input type="text" value="27"/>	28
Native Hawaiian or Other Pacific Islander	<input type="text" value="0"/>	<input type="text" value="0"/>	<input type="text" value="0"/>	<input type="text" value="1"/>	1
White	<input type="text" value="0"/>	<input type="text" value="9"/>	<input type="text" value="0"/>	<input type="text" value="75"/>	84
Two or more races	<input type="text" value="0"/>	<input type="text" value="0"/>	<input type="text" value="0"/>	<input type="text" value="7"/>	7
Race and ethnicity unknown	<input type="text" value="0"/>	<input type="text" value="0"/>	<input type="text" value="0"/>	<input type="text" value="11"/>	11
Total women	0	11	0	234	245

Total (men+women)	0	16	0	437	453
Total from prior year		21		496	517

Institution: Valencia College (138187)

User ID: P1381871

Part D - Part-time Staff by Occupational Category

Number of **Part-time Staff**

As of November 1, 2020

- Report Hispanic/Latino individuals of any race as Hispanic/Latino
- Report race for non-Hispanic/Latino individuals only

Men

Race/ethnicity	<u>Management Occupations</u> 11-0000	<u>Business and Financial Operations Occupations</u> 13-0000	<u>Computer, Engineering, and Science Occupations</u> 15-0000 + 17-0000 + 19-0000	<u>Community, Social Service, Legal, Arts, Design, Entertainment, Sports, and Media Occupations</u> 21-0000 + 23-0000 + 27-0000	<u>Healthcare Practitioners and Technical Occupations</u> 29-0000
<u>Nonresident alien</u>	<input type="text" value="0"/>	<input type="text" value="0"/>	<input type="text" value="0"/>	<input type="text" value="1"/>	<input type="text" value="0"/>
<u>Hispanic/Latino</u>	<input type="text" value="0"/>	<input type="text" value="1"/>	<input type="text" value="0"/>	<input type="text" value="11"/>	<input type="text" value="0"/>
<u>American Indian or Alaska Native</u>	<input type="text" value="0"/>	<input type="text" value="0"/>	<input type="text" value="0"/>	<input type="text" value="0"/>	<input type="text" value="0"/>
<u>Asian</u>	<input type="text" value="0"/>	<input type="text" value="0"/>	<input type="text" value="0"/>	<input type="text" value="2"/>	<input type="text" value="0"/>
<u>Black or African American</u>	<input type="text" value="0"/>	<input type="text" value="1"/>	<input type="text" value="0"/>	<input type="text" value="6"/>	<input type="text" value="0"/>
<u>Native Hawaiian or Other Pacific Islander</u>	<input type="text" value="0"/>	<input type="text" value="0"/>	<input type="text" value="0"/>	<input type="text" value="0"/>	<input type="text" value="0"/>
<u>White</u>	<input type="text" value="0"/>	<input type="text" value="2"/>	<input type="text" value="0"/>	<input type="text" value="15"/>	<input type="text" value="0"/>
Two or more races	<input type="text" value="0"/>	<input type="text" value="0"/>	<input type="text" value="0"/>	<input type="text" value="1"/>	<input type="text" value="0"/>
<u>Race and ethnicity unknown</u>	<input type="text" value="0"/>	<input type="text" value="0"/>	<input type="text" value="0"/>	<input type="text" value="0"/>	<input type="text" value="0"/>
Total men	0	4	0	36	0

Women

Race/ethnicity	<u>Management Occupations</u> 11-0000	<u>Business and Financial Operations Occupations</u> 13-0000	<u>Computer, Engineering, and Science Occupations</u> 15-0000 + 17-0000 + 19-0000	<u>Community, Social Service, Legal, Arts, Design, Entertainment, Sports, and Media Occupations</u> 21-0000 + 23-0000 + 27-0000	<u>Healthcare Practitioners and Technical Occupations</u> 29-0000
Nonresident alien	<input type="text" value="0"/>	<input type="text" value="0"/>	<input type="text" value="0"/>	<input type="text" value="2"/>	<input type="text" value="0"/>
Hispanic/Latino	<input type="text" value="0"/>	<input type="text" value="2"/>	<input type="text" value="0"/>	<input type="text" value="11"/>	<input type="text" value="0"/>
American Indian or Alaska Native	<input type="text" value="0"/>	<input type="text" value="0"/>	<input type="text" value="0"/>	<input type="text" value="0"/>	<input type="text" value="0"/>
Asian	<input type="text" value="0"/>	<input type="text" value="0"/>	<input type="text" value="0"/>	<input type="text" value="0"/>	<input type="text" value="0"/>
Black or African American	<input type="text" value="0"/>	<input type="text" value="2"/>	<input type="text" value="0"/>	<input type="text" value="4"/>	<input type="text" value="0"/>
Native Hawaiian or Other Pacific Islander	<input type="text" value="0"/>	<input type="text" value="0"/>	<input type="text" value="0"/>	<input type="text" value="0"/>	<input type="text" value="0"/>
White	<input type="text" value="0"/>	<input type="text" value="0"/>	<input type="text" value="0"/>	<input type="text" value="22"/>	<input type="text" value="0"/>
Two or more races	<input type="text" value="0"/>	<input type="text" value="0"/>	<input type="text" value="0"/>	<input type="text" value="0"/>	<input type="text" value="0"/>
Race and ethnicity unknown	<input type="text" value="0"/>	<input type="text" value="0"/>	<input type="text" value="0"/>	<input type="text" value="6"/>	<input type="text" value="0"/>
Total women	0	4	0	45	0

Total	<input checked="" type="checkbox"/> 0	8	0	81	0
--------------	--	----------	----------	-----------	----------

(men+women)					
Total from prior year	1	8		94	

Institution: Valencia College (138187)

User ID: P1381871

Part D - Part-time Staff by Occupational Category

Number of **Part-time Staff**

As of November 1, 2020

- Report Hispanic/Latino individuals of any race as Hispanic/Latino
- Report race for non-Hispanic/Latino individuals only

Men

Race/ethnicity	<u>Service Occupations</u> 31-0000 + 33-0000 + 35-0000 + 37-0000 + 39-0000	<u>Sales and Related Occupations</u> 41-0000	<u>Office and Administrative Support Occupations</u> 43-0000	<u>Natural Resources, Construction, and Maintenance Occupations</u> 45-0000 + 47-0000 + 49-0000	<u>Production, Transportation, and Material Moving Occupations</u> 51-0000 + 53-0000	Grand Total (All part- time staff)
<u>Nonresident alien</u>	<input type="text" value="0"/>	<input type="text" value="0"/>	<input type="text" value="0"/>	<input type="text" value="0"/>	<input type="text" value="0"/>	24
<u>Hispanic/Latino</u>	<input type="text" value="17"/>	<input type="text" value="0"/>	<input type="text" value="11"/>	<input type="text" value="5"/>	<input type="text" value="2"/>	231
<u>American Indian or Alaska Native</u>	<input type="text" value="0"/>	<input type="text" value="0"/>	<input type="text" value="0"/>	<input type="text" value="0"/>	<input type="text" value="0"/>	1
<u>Asian</u>	<input type="text" value="3"/>	<input type="text" value="1"/>	<input type="text" value="5"/>	<input type="text" value="0"/>	<input type="text" value="1"/>	61
<u>Black or African American</u>	<input type="text" value="13"/>	<input type="text" value="0"/>	<input type="text" value="8"/>	<input type="text" value="0"/>	<input type="text" value="0"/>	123
<u>Native Hawaiian or Other Pacific Islander</u>	<input type="text" value="0"/>	<input type="text" value="0"/>	<input type="text" value="0"/>	<input type="text" value="0"/>	<input type="text" value="0"/>	1
<u>White</u>	<input type="text" value="6"/>	<input type="text" value="0"/>	<input type="text" value="7"/>	<input type="text" value="7"/>	<input type="text" value="3"/>	553
Two or more races	<input type="text" value="0"/>	<input type="text" value="0"/>	<input type="text" value="1"/>	<input type="text" value="0"/>	<input type="text" value="1"/>	11
<u>Race and ethnicity unknown</u>	<input type="text" value="1"/>	<input type="text" value="0"/>	<input type="text" value="0"/>	<input type="text" value="1"/>	<input type="text" value="0"/>	40
Total men	40	1	32	13	7	1,045

Women

Race/ethnicity	<u>Service Occupations</u> 31-0000 + 33-0000 + 35-0000 + 37-0000 + 39-0000	<u>Sales and Related Occupations</u> 41-0000	<u>Office and Administrative Support Occupations</u> 43-0000	<u>Natural Resources, Construction, and Maintenance Occupations</u> 45-0000 + 47-0000 + 49-0000	<u>Production, Transportation, and Material Moving Occupations</u> 51-0000 + 53-0000	Grand Total (All part- time staff)
Nonresident alien	<input type="text" value="1"/>	<input type="text" value="0"/>	<input type="text" value="4"/>	<input type="text" value="0"/>	<input type="text" value="0"/>	28
Hispanic/Latino	<input type="text" value="10"/>	<input type="text" value="4"/>	<input type="text" value="46"/>	<input type="text" value="1"/>	<input type="text" value="1"/>	289
American Indian or Alaska Native	<input type="text" value="0"/>	<input type="text" value="0"/>	<input type="text" value="0"/>	<input type="text" value="0"/>	<input type="text" value="0"/>	1
Asian	<input type="text" value="0"/>	<input type="text" value="0"/>	<input type="text" value="2"/>	<input type="text" value="0"/>	<input type="text" value="0"/>	65
Black or African American	<input type="text" value="3"/>	<input type="text" value="3"/>	<input type="text" value="22"/>	<input type="text" value="0"/>	<input type="text" value="0"/>	178
Native Hawaiian or Other Pacific Islander	<input type="text" value="0"/>	<input type="text" value="0"/>	<input type="text" value="1"/>	<input type="text" value="0"/>	<input type="text" value="0"/>	2
White	<input type="text" value="3"/>	<input type="text" value="3"/>	<input type="text" value="24"/>	<input type="text" value="0"/>	<input type="text" value="0"/>	547
Two or more races	<input type="text" value="0"/>	<input type="text" value="0"/>	<input type="text" value="0"/>	<input type="text" value="0"/>	<input type="text" value="0"/>	13
Race and ethnicity unknown	<input type="text" value="0"/>	<input type="text" value="0"/>	<input type="text" value="2"/>	<input type="text" value="0"/>	<input type="text" value="0"/>	65
Total women	17	10	101	1	1	1,188

Total (men+women)	57	11	133	14	8	2,233
Total from prior year	73	11	136	16	10	2,377



Institution: Valencia College (138187)

User ID: P1381871

Part E - Part-time Staff by Occupational Category and Tenure Status

Number of **Part-time Staff**

As of November 1, 2020

Occupational category		With <u>Faculty Status</u>						Without Faculty Status	Total
		<u>Tenured</u>	<u>On Tenure Track</u>	<u>Not on Tenure Track</u>					
				<u>Multi-year</u>	<u>Annual contract</u>	<u>Less-than-annual contract</u>	<u>Indefinite duration (continuing or at-will)</u>		
<u>Primarily Instruction</u>		11	8	0	0	1,449	0	0	1,468
	 Exclusively credit	11	8	0	0	1,445		0	1,464
	 Exclusively not-for-credit	0	0	0	0	4		0	4
	Combined credit/not-for-credit	0	0	0	0	0		0	0
<u>Instruction/research/public service staff</u>		0	0	0	0	0		0	0
<u>Research staff</u>		0	0	0	0	0		0	0
<u>Public Service staff</u>		0	0	0	0	0		0	0
<u>Archivists, Curators, and Museum Technicians 25-4010</u>		0	0	0	0	0		0	0
<u>Librarians and Media Collections Specialists 25-4020</u>		0	0	0	0	0		16	16
<u>Library Technicians 25-4030</u>		0	0	0	0	0		0	0
 <u>Student and Academic Affairs and Other Education Services Occupations 25-2000 + 25-3000 + 25-9000</u>		0	0	0	0	1		436	437
<u>Management Occupations 11-0000</u>		0	0	0	0	0		0	0
<u>Business and Financial Operations Occupations 13-0000</u>		0	0	0	0	1		7	8
<u>Computer, Engineering, and Science Occupations 15-0000 + 17-0000 + 19-0000</u>		0	0	0	0	0		0	0
<u>Community, Social Service, Legal, Arts, Design, Entertainment, Sports, and Media Occupations 21-0000 + 23-0000 + 27-0000</u>		0	0	0	0	0		81	81
<u>Healthcare Practitioners and Technical Occupations 29-0000</u>		0	0	0	0	0		0	0
Total		11	8	0	0	1,451	0	540	2,010
Total from prior year		7	10		0	1,496		618	2,131

Institution: Valencia College (138187)

User ID: P1381871

Part F - Part-time Summary

Summary of Part-time Staff

As of November 1, 2020

Occupational category		With Faculty Status						Without Faculty Status	Total
		Tenured	On Tenure Track	Not on Tenure Track					
				Multi-year	Annual contract	Less-than-annual contract	Indefinite duration (continuing or at-will)		
Primarily Instruction		11	8	0	0	1,449	0	0	1,468
	Exclusively credit	11	8	0	0	1,445		0	1,464
	Exclusively not-for-credit	0	0	0	0	4		0	4
	Combined credit/not-for-credit	0	0	0	0	0		0	0
Instruction/research/public service staff		0	0	0	0	0		0	0
Research staff		0	0	0	0	0		0	0
Public Service staff		0	0	0	0	0		0	0
Archivists, Curators, and Museum Technicians 25-4010		0	0	0	0	0		0	0
Librarians and Media Collections Specialists 25-4020		0	0	0	0	0		16	16
Library Technicians 25-4030		0	0	0	0	0		0	0
Student and Academic Affairs and Other Education Services Occupations 25-2000 + 25-3000 + 25-9000		0	0	0	0	1		436	437
Management Occupations 11-0000		0	0	0	0	0		0	0
Business and Financial Operations Occupations 13-0000		0	0	0	0	1		7	8
Computer, Engineering, and Science Occupations 15-0000 + 17-0000 + 19-0000		0	0	0	0	0		0	0
Community, Social Service, Legal, Arts, Design, Entertainment, Sports, and Media Occupations 21-0000 + 23-0000 + 27-0000		0	0	0	0	0		81	81
Healthcare Practitioners and Technical Occupations 29-0000		0	0	0	0	0		0	0
Service Occupations 31-0000 + 33-0000 + 35-0000 + 37-0000 + 39-0000									57
Sales and Related Occupations 41-0000									11
Office and Administrative Support Occupations 43-0000									133
Natural Resources, Construction, and Maintenance Occupations 45-0000 + 47-0000 + 49-0000									14
Production, Transportation, and Material Moving Occupations 51-0000 + 53-0000									8
Total									2,233

Institution: Valencia College (138187)

User ID: P1381871

Part H - New Hires, Full-time Instructional Staff by Tenure Status

Number of Newly Hired Full-time Permanent Instructional Staff

(Hired full-time between November 1, 2019 - October 31, 2020)

- Report Hispanic/Latino individuals of any race as Hispanic/Latino
- Report race for non-Hispanic/Latino individuals only
- Include Primarily Instruction and Instruction Combined with Research and Public Service

Men

Race/ethnicity	With <u>Faculty Status</u>						Without Faculty Status	Total
	<u>Tenured</u>	<u>On Tenure Track</u>	<u>Not on Tenure Track</u>					
			<u>Multi-year</u>	<u>Annual contract</u>	<u>Less-than-annual contract</u>	<u>Indefinite duration (continuing or at-will)</u>		
<u>Nonresident alien</u>	<input type="text" value="0"/>	<input type="text" value="0"/>	<input type="text" value="0"/>	<input type="text" value="0"/>	<input type="text" value="0"/>	<input type="text" value=""/>	<input type="text" value="0"/>	0
<u>Hispanic/Latino</u>	<input type="text" value="0"/>	<input type="text" value="0"/>	<input type="text" value="0"/>	<input type="text" value="0"/>	<input type="text" value="0"/>	<input type="text" value=""/>	<input type="text" value="0"/>	0
<u>American Indian or Alaska Native</u>	<input type="text" value="0"/>	<input type="text" value="0"/>	<input type="text" value="0"/>	<input type="text" value="0"/>	<input type="text" value="0"/>	<input type="text" value=""/>	<input type="text" value="0"/>	0
<u>Asian</u>	<input type="text" value="0"/>	<input type="text" value="0"/>	<input type="text" value="0"/>	<input type="text" value="0"/>	<input type="text" value="0"/>	<input type="text" value=""/>	<input type="text" value="0"/>	0
<u>Black or African American</u>	<input type="text" value="0"/>	<input type="text" value="0"/>	<input type="text" value="0"/>	<input type="text" value="0"/>	<input type="text" value="0"/>	<input type="text" value=""/>	<input type="text" value="0"/>	0
<u>Native Hawaiian or Other Pacific Islander</u>	<input type="text" value="0"/>	<input type="text" value="0"/>	<input type="text" value="0"/>	<input type="text" value="0"/>	<input type="text" value="0"/>	<input type="text" value=""/>	<input type="text" value="0"/>	0
<u>White</u>	<input type="text" value="0"/>	<input type="text" value="1"/>	<input type="text" value="0"/>	<input type="text" value="0"/>	<input type="text" value="0"/>	<input type="text" value=""/>	<input type="text" value="0"/>	1
Two or more races	<input type="text" value="0"/>	<input type="text" value="0"/>	<input type="text" value="0"/>	<input type="text" value="0"/>	<input type="text" value="0"/>	<input type="text" value=""/>	<input type="text" value="0"/>	0
<u>Race and ethnicity unknown</u>	<input type="text" value="0"/>	<input type="text" value="0"/>	<input type="text" value="0"/>	<input type="text" value="0"/>	<input type="text" value="0"/>	<input type="text" value=""/>	<input type="text" value="0"/>	0
Total men	0	1	0	0	0	0	0	1

Women

Race/ethnicity	With <u>Faculty Status</u>						Without Faculty Status	Total
	<u>Tenured</u>	<u>On Tenure Track</u>	<u>Not on Tenure Track</u>					
			<u>Multi-year</u>	<u>Annual contract</u>	<u>Less-than-annual contract</u>	<u>Indefinite duration (continuing or at-will).</u>		
Nonresident alien	<input type="text" value="0"/>	<input type="text" value="0"/>	<input type="text" value="0"/>	<input type="text" value="0"/>	<input type="text" value="0"/>	<input type="text" value=""/>	<input type="text" value="0"/>	0
Hispanic/Latino	<input type="text" value="0"/>	<input type="text" value="0"/>	<input type="text" value="0"/>	<input type="text" value="0"/>	<input type="text" value="0"/>	<input type="text" value=""/>	<input type="text" value="0"/>	0
American Indian or Alaska Native	<input type="text" value="0"/>	<input type="text" value="0"/>	<input type="text" value="0"/>	<input type="text" value="0"/>	<input type="text" value="0"/>	<input type="text" value=""/>	<input type="text" value="0"/>	0
Asian	<input type="text" value="0"/>	<input type="text" value="0"/>	<input type="text" value="0"/>	<input type="text" value="0"/>	<input type="text" value="0"/>	<input type="text" value=""/>	<input type="text" value="0"/>	0
Black or African American	<input type="text" value="0"/>	<input type="text" value="1"/>	<input type="text" value="0"/>	<input type="text" value="0"/>	<input type="text" value="0"/>	<input type="text" value=""/>	<input type="text" value="0"/>	1
Native Hawaiian or Other Pacific Islander	<input type="text" value="0"/>	<input type="text" value="0"/>	<input type="text" value="0"/>	<input type="text" value="0"/>	<input type="text" value="0"/>	<input type="text" value=""/>	<input type="text" value="0"/>	0
White	<input type="text" value="0"/>	<input type="text" value="1"/>	<input type="text" value="0"/>	<input type="text" value="0"/>	<input type="text" value="0"/>	<input type="text" value=""/>	<input type="text" value="0"/>	1
Two or more races	<input type="text" value="0"/>	<input type="text" value="0"/>	<input type="text" value="0"/>	<input type="text" value="0"/>	<input type="text" value="0"/>	<input type="text" value=""/>	<input type="text" value="0"/>	0
Race and ethnicity unknown	<input type="text" value="0"/>	<input type="text" value="0"/>	<input type="text" value="0"/>	<input type="text" value="0"/>	<input type="text" value="0"/>	<input type="text" value=""/>	<input type="text" value="0"/>	0
Total women	0	2	0	0	0	0	0	2

Total (men+women)	0	3	0	0	0	0	0	3
-------------------	---	---	---	---	---	---	---	---

Institution: Valencia College (138187)

Part H - New Hires, Full-time Staff by Occupational Category

Number of Newly Hired Full-time Staff

(Hired full-time between November 1, 2019 - October 31, 2020)

- Report Hispanic/Latino individuals of any race as Hispanic/Latino
- Report race for non-Hispanic/Latino individuals only

Men

Race/ethnicity	<u>Instructional Staff</u> (from Part H, screen 1).	<u>Research</u> <u>staff</u>	<u>Public Service</u> <u>staff</u>	<u>Library and Student and Academic Affairs and Other Education</u> <u>Services Occupations</u> 25-4000 + 25-2000 + 25-3000 + 25-9000
<u>Nonresident alien</u>	0	<input type="text"/>	<input type="text"/>	<input type="text"/>
<u>Hispanic/Latino</u>	0	<input type="text"/>	<input type="text"/>	<input type="text"/>
<u>American Indian or Alaska Native</u>	0	<input type="text"/>	<input type="text"/>	<input type="text"/>
<u>Asian</u>	0	<input type="text"/>	<input type="text"/>	<input type="text"/>
<u>Black or African American</u>	0	<input type="text"/>	<input type="text"/>	<input type="text"/>
<u>Native Hawaiian or Other Pacific Islander</u>	0	<input type="text"/>	<input type="text"/>	<input type="text"/>
<u>White</u>	1	<input type="text"/>	<input type="text"/>	1
Two or more races	0	<input type="text"/>	<input type="text"/>	<input type="text"/>
<u>Race and ethnicity unknown</u>	0	<input type="text"/>	<input type="text"/>	<input type="text"/>
Total men	1	0	0	1

Women

Race/ethnicity	<u>Instructional Staff</u> (from Part H, screen 1).	<u>Research</u> <u>staff</u>	<u>Public Service</u> <u>staff</u>	<u>Library and Student and Academic Affairs and Other Education</u> <u>Services Occupations</u> 25-4000 + 25-2000 + 25-3000 + 25-9000
Nonresident alien	0	<input type="text"/>	<input type="text"/>	<input type="text"/>
Hispanic/Latino	0	<input type="text"/>	<input type="text"/>	<input type="text"/>
American Indian or Alaska Native	0	<input type="text"/>	<input type="text"/>	<input type="text"/>
Asian	0	<input type="text"/>	<input type="text"/>	<input type="text"/>
Black or African American	1	<input type="text"/>	<input type="text"/>	<input type="text"/>
Native Hawaiian or Other Pacific Islander	0	<input type="text"/>	<input type="text"/>	<input type="text"/>
White	1	<input type="text"/>	<input type="text"/>	<input type="text"/>
Two or more races	0	<input type="text"/>	<input type="text"/>	<input type="text"/>
Race and ethnicity unknown	0	<input type="text"/>	<input type="text"/>	<input type="text"/>
Total women	2	0	0	0

Total (men+women)	3	0	0	1
--------------------------	----------	----------	----------	----------

Institution: Valencia College (138187)

User ID: P1381871

Part H - New Hires, Full-time Staff by Occupational Category

Number of Newly Hired Full-time Staff

(Hired full-time between November 1, 2019 - October 31, 2020)

- Report Hispanic/Latino individuals of any race as Hispanic/Latino
- Report race for non-Hispanic/Latino individuals only

Men

Race/ethnicity	<u>Management Occupations</u> 11-0000	<u>Business and Financial Operations Occupations</u> 13-0000	<u>Computer, Engineering, and Science Occupations</u> 15-0000 + 17-0000 + 19-0000	<u>Community, Social Service, Legal, Arts, Design, Entertainment, Sports, and Media Occupations</u> 21-0000 + 23-0000 + 27-0000	<u>Healthcare Practitioners and Technical Occupations</u> 29-0000
<u>Nonresident alien</u>	<input type="text"/>	<input type="text"/>	<input type="text"/>	<input type="text"/>	<input type="text"/>
<u>Hispanic/Latino</u>	<input type="text"/>	<input type="text"/>	<input type="text"/>	<input type="text"/>	<input type="text"/>
<u>American Indian or Alaska Native</u>	<input type="text"/>	<input type="text"/>	<input type="text"/>	<input type="text"/>	<input type="text"/>
<u>Asian</u>	<input type="text"/>	<input type="text"/>	<input type="text" value="1"/>	<input type="text"/>	<input type="text"/>
<u>Black or African American</u>	<input type="text" value="1"/>	<input type="text"/>	<input type="text" value="1"/>	<input type="text"/>	<input type="text"/>
<u>Native Hawaiian or Other Pacific Islander</u>	<input type="text"/>	<input type="text"/>	<input type="text"/>	<input type="text"/>	<input type="text"/>
<u>White</u>	<input type="text"/>	<input type="text"/>	<input type="text" value="1"/>	<input type="text"/>	<input type="text"/>
Two or more races	<input type="text"/>	<input type="text"/>	<input type="text"/>	<input type="text"/>	<input type="text"/>
<u>Race and ethnicity unknown</u>	<input type="text"/>	<input type="text" value="1"/>	<input type="text" value="2"/>	<input type="text"/>	<input type="text"/>
Total men	1	1	5	0	0

Women

Race/ethnicity	<u>Management Occupations</u> 11-0000	<u>Business and Financial Operations Occupations</u> 13-0000	<u>Computer, Engineering, and Science Occupations</u> 15-0000 + 17-0000 + 19-0000	<u>Community, Social Service, Legal, Arts, Design, Entertainment, Sports, and Media Occupations</u> 21-0000 + 23-0000 + 27-0000	<u>Healthcare Practitioners and Technical Occupations</u> 29-0000
Nonresident alien	<input type="text"/>	<input type="text"/>	<input type="text" value="1"/>	<input type="text"/>	<input type="text"/>
Hispanic/Latino	<input type="text"/>	<input type="text" value="1"/>	<input type="text"/>	<input type="text"/>	<input type="text"/>
American Indian or Alaska Native	<input type="text"/>	<input type="text"/>	<input type="text"/>	<input type="text"/>	<input type="text"/>
Asian	<input type="text"/>	<input type="text" value="1"/>	<input type="text"/>	<input type="text"/>	<input type="text"/>
Black or African American	<input type="text"/>	<input type="text" value="3"/>	<input type="text" value="1"/>	<input type="text"/>	<input type="text"/>
Native Hawaiian or Other Pacific Islander	<input type="text"/>	<input type="text"/>	<input type="text"/>	<input type="text"/>	<input type="text"/>
White	<input type="text"/>	<input type="text" value="3"/>	<input type="text"/>	<input type="text"/>	<input type="text"/>
Two or more races	<input type="text"/>	<input type="text"/>	<input type="text"/>	<input type="text"/>	<input type="text"/>
<u>Race and ethnicity unknown</u>	<input type="text"/>	<input type="text"/>	<input type="text" value="1"/>	<input type="text"/>	<input type="text"/>
Total women	0	8	3	0	0
Total (men+women)	1	9	8	0	0

Institution: Valencia College (138187)

User ID: P1381871

Part H - New Hires, Full-time Staff by Occupational Category

Number of Newly Hired Full-time Staff

(Hired full-time between November 1, 2019 - October 31, 2020)

- Report Hispanic/Latino individuals of any race as Hispanic/Latino
- Report race for non-Hispanic/Latino individuals only

Men

Race/ethnicity	<u>Service Occupations</u> 31-0000 + 33-0000 + 35-0000 + 37-0000 + 39-0000	<u>Sales and Related Occupations</u> 41-0000	<u>Office and Administrative Support Occupations</u> 43-0000	<u>Natural Resources, Construction, and Maintenance Occupations</u> 45-0000 + 47-0000 + 49-0000	<u>Production, Transportation, and Material Moving Occupations</u> 51-0000 + 53-0000	Grand Total (All full- time new hires)
<u>Nonresident alien</u>	<input type="text"/>	<input type="text"/>	<input type="text"/>	<input type="text"/>	<input type="text"/>	0
<u>Hispanic/Latino</u>	<input type="text" value="3"/>	<input type="text"/>	<input type="text" value="2"/>	<input type="text" value="1"/>	<input type="text"/>	6
<u>American Indian or Alaska Native</u>	<input type="text"/>	<input type="text"/>	<input type="text"/>	<input type="text"/>	<input type="text"/>	0
<u>Asian</u>	<input type="text"/>	<input type="text"/>	<input type="text"/>	<input type="text"/>	<input type="text"/>	1
<u>Black or African American</u>	<input type="text" value="2"/>	<input type="text"/>	<input type="text"/>	<input type="text"/>	<input type="text"/>	4
<u>Native Hawaiian or Other Pacific Islander</u>	<input type="text"/>	<input type="text"/>	<input type="text"/>	<input type="text"/>	<input type="text"/>	0
<u>White</u>	<input type="text" value="1"/>	<input type="text"/>	<input type="text" value="1"/>	<input type="text"/>	<input type="text"/>	5
Two or more races	<input type="text"/>	<input type="text"/>	<input type="text"/>	<input type="text"/>	<input type="text"/>	0
<u>Race and ethnicity unknown</u>	<input type="text"/>	<input type="text"/>	<input type="text"/>	<input type="text"/>	<input type="text"/>	3
Total men	6	0	3	1	0	19

Women

Race/ethnicity	<u>Service Occupations</u> 31-0000 + 33-0000 + 35-0000 + 37-0000 + 39-0000	<u>Sales and Related Occupations</u> 41-0000	<u>Office and Administrative Support Occupations</u> 43-0000	<u>Natural Resources, Construction, and Maintenance Occupations</u> 45-0000 + 47-0000 + 49-0000	<u>Production, Transportation, and Material Moving Occupations</u> 51-0000 + 53-0000	Grand Total (All full- time new hires)
Nonresident alien	<input type="text" value="1"/>	<input type="text"/>	<input type="text"/>	<input type="text"/>	<input type="text"/>	2
Hispanic/Latino	<input type="text"/>	<input type="text" value="1"/>	<input type="text" value="2"/>	<input type="text"/>	<input type="text"/>	4
American Indian or Alaska Native	<input type="text"/>	<input type="text"/>	<input type="text"/>	<input type="text"/>	<input type="text"/>	0
Asian	<input type="text" value="1"/>	<input type="text"/>	<input type="text"/>	<input type="text"/>	<input type="text"/>	2
Black or African American	<input type="text"/>	<input type="text" value="1"/>	<input type="text" value="6"/>	<input type="text"/>	<input type="text"/>	12
Native Hawaiian or Other Pacific Islander	<input type="text"/>	<input type="text"/>	<input type="text"/>	<input type="text"/>	<input type="text"/>	0
White	<input type="text" value="1"/>	<input type="text"/>	<input type="text" value="3"/>	<input type="text"/>	<input type="text"/>	8
Two or more races	<input type="text"/>	<input type="text"/>	<input type="text"/>	<input type="text"/>	<input type="text"/>	0
Race and ethnicity unknown	<input type="text"/>	<input type="text"/>	<input type="text" value="1"/>	<input type="text"/>	<input type="text"/>	2
Total women	3	2	12	0	0	30

Total women	3	2	12	0	0	30
Total (men+women)	9	2	15	1	0	49

Institution: Valencia College (138187)

User ID: P1381871

Human Resources Survey Evaluation

Were any staff members difficult to categorize? If so, please explain in the box below.

Institution: Valencia College (138187)

User ID: P1381871

Prepared by

Prepared by

Reporting Reminders:

- The name of the preparer is being collected so that we can follow up with the appropriate person in the event that there are questions concerning the data.
- The Keyholder will be copied on all email correspondence to other preparers.
- The time it took to prepare this component is being collected so that we can continue to improve our estimate of the reporting burden associated with IPEDS.
- Please include in your estimate the time it took for you to review instructions, query and search data sources, complete and review the component, and submit the data through the Data Collection System.
- Thank you for your assistance.

This survey component was prepared by:					
<input checked="" type="radio"/>	Keyholder	<input type="radio"/>	SFA Contact	<input type="radio"/>	HR Contact
<input type="radio"/>	Finance Contact	<input type="radio"/>	Academic Library Contact	<input type="radio"/>	Other
Name:	<input type="text" value="Donna Payne"/>				
Email:	<input type="text" value="dkosloski@valenciacollege.edu"/>				

How many staff from your institution only were involved in the data collection and reporting process of this survey component?	
<input type="text" value="1.00"/>	Number of Staff (including yourself)

How many hours did you and others from your institution only spend on each of the steps below when responding to this survey component? <i>Exclude the hours spent collecting data for state and other reporting purposes.</i>					
Staff member	Collecting Data Needed	Revising Data to Match IPEDS Requirements	Entering Data	Revising and Locking Data	
Your office	<input type="text"/> hours	<input type="text" value="1.00"/> hours	<input type="text"/> hours	<input type="text" value="5.00"/> hours	
Other offices	<input type="text"/> hours	<input type="text"/> hours	<input type="text"/> hours	<input type="text"/> hours	

Institution: Valencia College (138187)

User ID: P1381871

Summary

Human Resources Component Summary

IPEDS collects important information regarding your institution. All data reported in IPEDS survey components become available in the IPEDS Data Center and appear as aggregated data in various Department of Education reports. Additionally, some of the reported data appears specifically for your institution through the College Navigator website and is included in your institution's Data Feedback Report (DFR). The purpose of this summary is to provide you an opportunity to view some of the data that, when accepted through the IPEDS quality control process, will appear on the College Navigator website and/or your DFR. College Navigator is updated approximately three months after the data collection period closes and Data Feedback Reports will be available through the [Data Center](#) and sent to your institution's CEO in November 2020.

Please review your data for accuracy. If you have questions about the data displayed below after reviewing the data reported on the survey screens, please contact the IPEDS Help Desk at: 1-877-225-2568 or ipedshelp@rti.org.

Number of staff by employment status and occupational category: Fall 2020			
Occupational category	Reported values		FTE staff
	Number of full-time staff	Number of part-time staff	
Total number of staff	1,896	2,233	2,640
Instructional Staff	607	1,468	1,096
Primary Instruction	607	1,468	1,096
Exclusively credit	606	1,464	1,094
Exclusively not-for-credit	1	4	2
Combined credit/not-for-credit	0	0	0
Instruction/research/public service	0	0	0
Research Staff	0	0	0
Public Service Staff	0	0	0
Library and Student and Academic Affairs and Other Education Services Occupations SOC	112	453	263
Librarians, Curators, and Archivists SOC 25-4000	14	16	19
Archivists, Curators, and Museum Technicians SOC 25-4010	0	0	0
Librarians SOC 25-4020	14	16	19
Library Technicians SOC 25-4030	0	0	0
Student and Academic Affairs and Other Education Services Occupations SOC 25-2000 + 25-3000 + 25-9000	98	437	244
Management Occupations SOC 11-0000	66	0	66
Business and Financial Operations Occupations SOC 13-0000	444	8	447
Computer, Engineering, and Science Occupations SOC 15-0000 + 17-0000 + 19-0000	97	0	97
Community, Social Service, Legal, Arts, Design, Entertainment, Sports and Media Occupations SOC 21-0000 + 23-0000 + 27-0000	88	81	115
Healthcare Practitioners and Technical Occupations SOC 29-0000	0	0	0
Service Occupations SOC 31-0000 + 33-0000 + 35-0000 + 37-0000 + 39-0000	166	57	185
Sales and Related Occupations SOC 41-0000	36	11	40

Office and Administrative Support Occupations SOC 43-0000	250	133	294
Natural Resources, Construction, and Maintenance Occupations SOC 45-0000 + 47-0000 + 49-0000	30	14	35
Production, Transportation, and Material Moving Occupations SOC 51-0000 + 53-0000	0	8	3

NOTE: Full-time-equivalent (FTE) staff is calculated by summing the total number of full-time staff and adding one-third of the total number of part-time staff. Graduate assistants are not included in the above figures. Many of the FTE figures may be included in the DFR.

**Salaries of full-time instructional staff by contract length and academic rank:
Academic year**

Academic rank	Months Covered by Annual Salary				Total Staff for Salary reporting	Total Number of Months	Salary Outlays	Weighted Average Monthly Salaries
	12 months	11 months	10 months	9 months				
All Ranks	30		458		488	4,940	\$33,889,855	\$6,860
Professor								
Associate professor								
Assistant professor								
Instructor								
Lecturer								
No academic rank	30		458		488	4,940	\$33,889,855	\$6,860

NOTE: The above data are based on the Salary Outlays part of the IPEDS HR component. The Weighted average monthly salaries of full-time instructional staff by academic rank are calculated by adding the salary outlays reported for Men plus Women by academic rank, then dividing the sum by the "Total Number of Months" for Men plus Women by academic rank. Salaries of full-time instructional staff paid less than 9 months per year are not collected. Also, salaries of medical school staff are not collected. The weighted average monthly salaries may be included in the DFR.

Edit Report

Human Resources

Source	Description	Severity	Resolved	Options
Screen: B2 - FT Non-instructional, Occupation and Tenure - 1				
Upload File	This number(0) is outside the expected range of between 1 and 30 based on the prior year value. Please correct your data or explain. (Error #1387)	Explanation	Yes	
Reason	The PDF downloaded from TIBCO states 0. The data has been verified as accurate.			
Screen: G1 - Salaries Worksheet				
Perform Edits	The percentage of full-time men instructional staff across all academic ranks whose annual salary covers less than 9 months (i.e. the balance of all other full-time instructional staff) in Part G is greater than expected when compared with the total number of these staff reported in Part A. Please correct your data or explain. (Error #1384)	Explanation	Yes	
Reason	The college had this error last year. This repeated error is caused by data variance. The data has been verified with the use of files downloaded from TIBCO from the IPEDS State of Florida Coordinator to support this survey. The data is accurate.			
Related Screens	G - Salaries Worksheet			
Screen: D - PT Staff, Occupation - 3				
Upload File	This number(0) is outside the expected range of between 1 and 30 based on the prior year value. Please correct your data or explain. (Error #1387)	Explanation	Yes	
Reason	The downloaded TIBCO PDF files and Valencia data are accurate. The number should be 0.			