

IPEDS 2025-26 Data Collection System

IPEDS HELP DESK (877) 225-2568 | ipedshelp@rti.org
OMB NO. 1850-0582 v.33 : Approval Expires 8/31/2027
User ID: P1381871

12-month Enrollment 2025-26

Institution: Valencia College (138187)

User ID: P1381871

Overview

12-month Enrollment Overview

The 12-month Enrollment survey component collects unduplicated student enrollment counts and instructional activity data for an entire 12-month period. Using the instructional activity data reported, a full-time equivalent (FTE) student enrollment at the undergraduate and graduate level is estimated (4-year institutions only). Institutions with Doctor's - professional practice students will also report the FTE enrollment of those students (4-year institutions only). NCES uses the FTE enrollment to produce indicators such as expenses by function per FTE as reported in the IPEDS Data Feedback Report.

Data Reporting Reminder:

- All institutions must use the July 1 - June 30 reporting period.
- Report data to accurately reflect the time period corresponding with the IPEDS survey component, even if such reporting is seemingly inconsistent with prior-year reporting.

Changes in reporting

The following changes were implemented for the 2025-26 data collection period:

- Removed question collecting student headcounts of Another Gender.
- Revised "gender" to "sex" where applicable. Revised "men" to "male" and "women" to "female" where applicable.

Resources:

- To download the survey materials for this component: [Survey Materials](#)
- To access your prior year data submission for this component: [Reported Data](#)

If you have questions about completing this survey, please contact the IPEDS Help Desk at 1-877-225-2568.


Institution: Valencia College (138187)

User ID: P1381871

12-month Enrollment Screening Questions

1. Which instructional activity units will you use to report undergraduate instructional activity?

- Undergraduate instructional activity data in Part B may be reported in units of clock hours or credit hours.
 - Please note that any graduate level instructional activity must be reported in credit hours. (4-year institutions only)
- Clock hours
- Credit hours
- Both clock and credit hours (some undergraduate programs measured in clock hours and some measured in credit hours)

 You may use the box below to provide additional context for the data you have reported above. Context notes will be posted on the College Navigator website. Therefore, you should write all context notes using proper grammar (e.g., complete sentences with punctuation) and common language that can be easily understood by students and parents (e.g., spell out acronyms).

2. Did your institution enroll high school students in college courses for credit during the 12-month Enrollment (E12) reporting period of July 1, 2024 - June 30, 2025?

If you answer **Yes** to this question, you will be able to report the unduplicated count of high school students enrolled in college courses for credit on Part C of the 12-month Enrollment (E12) survey component.

- Yes.
- Within a dual enrollment program.
 - Outside a dual enrollment program.
- No

Note:

Within a dual enrollment program is defined as within an organized system with special guidelines that allows high school students to take college-level courses. The guidelines might have to do with entrance or eligibility requirements, funding, limits on course taking, etc.

Outside a dual enrollment program is defined as high school students who simply enroll in credit courses through your institution, and are treated as regularly enrolled college students.

Institution: Valencia College (138187)

Part A - Unduplicated Count for Full-time Undergraduate Students

12-month Unduplicated Count by Race/Ethnicity and Sex - **Full-time Undergraduate** Students

July 1, 2024 – June 30, 2025

Reporting Reminders:

- The 12-month unduplicated count must be equal or greater than the corresponding prior year fall enrollment.
- Report Hispanic/Latino individuals of any race as Hispanic/Latino
- Report race for non-Hispanic/Latino individuals only
- Even though Teacher Preparation certificate programs may require a bachelor's degree for admission, they are considered subbaccalaureate undergraduate programs, and students in these programs are undergraduate students.

Male

Students enrolled for <u>credit</u>	Degree/certificate-seeking				Non-degree/ non-certificate-seeking	Total, Full-time undergraduate students
	First-time	Transfer-in	Continuing/ Returning	Total degree/certificate-seeking		
<u>U.S. Nonresident</u>	300	94	595	989	44	1,033
<u>Hispanic/Latino</u>	1,569	401	2,460	4,430	587	5,017
<u>American Indian or Alaska Native</u>	9	1	13	23	7	30
<u>Asian</u>	172	47	327	546	190	736
<u>Black or African American</u>	468	193	873	1,534	169	1,703
<u>Native Hawaiian or Other Pacific Islander</u>	7	3	8	18	1	19
<u>White</u>	626	310	1,473	2,409	603	3,012
Two or more races	115	50	219	384	58	442
<u>Race and ethnicity unknown</u>	21	9	83	113	57	170
Total male	3,287	1,108	6,051	10,446	1,716	12,162
Total male prior year	3,208	1,019	5,859	10,086	1,638	11,724

Female

Students enrolled for <u>credit</u>	Degree/certificate-seeking				Non-degree/ non-certificate-seeking	Total, Full-time undergraduate students
	First-time	Transfer-in	Continuing/ Returning	Total degree/certificate-seeking		
<u>U.S. Nonresident</u>	381	136	811	1,328	58	1,386
<u>Hispanic/Latino</u>	2,070	440	3,524	6,034	965	6,999
<u>American Indian or Alaska Native</u>	9	4	10	23	3	26
<u>Asian</u>	178	51	331	560	227	787
<u>Black or African American</u>	612	240	1,392	2,244	330	2,574
<u>Native Hawaiian or Other Pacific Islander</u>	3	4	12	19	2	21
<u>White</u>	688	295	1,653	2,636	749	3,385
Two or more races	155	50	269	474	106	580
<u>Race and ethnicity unknown</u>	17	10	108	135	63	198
Total female	4,113	1,230	8,110	13,453	2,503	15,956
Total female prior year	3,862	1,144	7,792	12,798	2,484	15,282

Grand total (2024-25)	7,400	2,338	14,161	23,899	4,219	28,118
Prior year data:						
Grand total (male+female) prior year	7,070	2,163	13,651	22,884	4,122	27,006
Total Full-time undergraduate enrollment Fall 2024 <i>NOTE: Grand total (2024-25) calculated above is expected to be greater than total Full-time undergraduate enrollment Fall 2024.</i>	6,269	1,380	8,718	16,367	2,085	18,452

Institution: Valencia College (138187)

Part A - Unduplicated Count for Part-time Undergraduate Students

12-month Unduplicated Count by Race/Ethnicity and Sex - **Part-time Undergraduate** Students

July 1, 2024 – June 30, 2025

Reporting Reminders:

- The 12-month unduplicated count must be equal or greater than the corresponding prior year fall enrollment.
- Report Hispanic/Latino individuals of any race as Hispanic/Latino
- Report race for non-Hispanic/Latino individuals only
- Even though Teacher Preparation certificate programs may require a bachelor's degree for admission, they are considered subbaccalaureate undergraduate programs, and students in these programs are undergraduate students.

Male

Students enrolled for <u>credit</u>	Degree/certificate-seeking				Non-degree/ non-certificate-seeking	Total, Part-time undergraduate students
	First-time	Transfer-in	Continuing/ Returning	Total degree/certificate-seeking		
<u>U.S. Nonresident</u>	185	19	557	761	75	836
<u>Hispanic/Latino</u>	939	325	3,795	5,059	1,365	6,424
<u>American Indian or Alaska Native</u>	4	2	21	27	12	39
<u>Asian</u>	59	33	385	477	361	838
<u>Black or African American</u>	329	137	1,493	1,959	362	2,321
<u>Native Hawaiian or Other Pacific Islander</u>	1	0	13	14	6	20
<u>White</u>	315	280	1,988	2,583	1,082	3,665
Two or more races	64	21	263	348	149	497
<u>Race and ethnicity unknown</u>	10	6	137	153	99	252
Total male	1,906	823	8,652	11,381	3,511	14,892
Total male prior year	1,826	735	8,234	10,795	3,421	14,216

Female

Students enrolled for <u>credit</u>	Degree/certificate-seeking				Non-degree/ non-certificate-seeking	Total, Part-time undergraduate students
	First-time	Transfer-in	Continuing/ Returning	Total degree/certificate-seeking		
<u>U.S. Nonresident</u>	287	42	777	1,106	120	1,226
<u>Hispanic/Latino</u>	1,377	625	6,159	8,161	2,071	10,232
<u>American Indian or Alaska Native</u>	6	3	31	40	3	43
<u>Asian</u>	69	59	487	615	505	1,120
<u>Black or African American</u>	572	306	2,697	3,575	791	4,366
<u>Native Hawaiian or Other Pacific Islander</u>	5	2	27	34	5	39
<u>White</u>	414	385	2,696	3,495	1,510	5,005
Two or more races	76	52	356	484	227	711
<u>Race and ethnicity unknown</u>	17	17	195	229	136	365
Total female	2,823	1,491	13,425	17,739	5,368	23,107
Total female prior year	2,481	1,450	12,816	16,747	5,140	21,887

Grand total (2024-25)	4,729	2,314	22,077	29,120	8,879	37,999
Prior year data:						
Grand total (male+female) prior year	4,307	2,185	21,050	27,542	8,561	36,103
Total Part-time undergraduate enrollment Fall 2024 <i>NOTE: Grand total (2024-25) calculated above is expected to be greater than total Part-time undergraduate enrollment Fall 2024.</i>	3,489	1,417	18,213	23,119	5,854	28,973

Institution: Valencia College (138187)

User ID: P1381871

Part A - Unduplicated Count for Undergraduate Students

12-month Unduplicated Count by Race/Ethnicity and Sex - Undergraduate Student Total

July 1, 2024 – June 30, 2025

Male

Enrolled for credit	Total full-time undergraduate students	Total part-time undergraduate students	Grand total, all undergraduate students
<u>U.S. Nonresident</u>	1,033	836	1,869
<u>Hispanic/Latino</u>	5,017	6,424	11,441
<u>American Indian or Alaska Native</u>	30	39	69
<u>Asian</u>	736	838	1,574
<u>Black or African American</u>	1,703	2,321	4,024
<u>Native Hawaiian or Other Pacific Islander</u>	19	20	39
<u>White</u>	3,012	3,665	6,677
Two or more races	442	497	939
<u>Race and ethnicity unknown</u>	170	252	422
Total male	12,162	14,892	27,054

Female

Enrolled for credit	Total full-time undergraduate students	Total part-time undergraduate students	Grand total, all undergraduate students
<u>U.S. Nonresident</u>	1,386	1,226	2,612
<u>Hispanic/Latino</u>	6,999	10,232	17,231
<u>American Indian or Alaska Native</u>	26	43	69
<u>Asian</u>	787	1,120	1,907
<u>Black or African American</u>	2,574	4,366	6,940
<u>Native Hawaiian or Other Pacific Islander</u>	21	39	60
<u>White</u>	3,385	5,005	8,390
Two or more races	580	711	1,291
<u>Race and ethnicity unknown</u>	198	365	563
Total female	15,956	23,107	39,063
Grand total (male+female)	28,118	37,999	66,117

Institution: Valencia College (138187)

User ID: P1381871


Part A - Sex Unknown

12-month Unduplicated Count by Sex Unknown

Reporting Reminders:

- The purpose of this supplemental section is to determine whether institutions are able to report the number of students for whom sex is unknown. Note that these students must still be allocated into the 'Male' and 'Female' categories in all other sections of the survey component.

	Number of students
	Undergraduate students
	Current Year
Grand total	66,117
Sex unknown (i.e., sex information is not known or not collected)	<input type="text" value="0"/>

 You may use the box below to provide additional context for the data you have reported above. Context notes will be posted on the College Navigator website. Therefore, you should write all context notes using proper grammar (e.g., complete sentences with punctuation) and common language that can be easily understood by students and parents (e.g., spell out acronyms).

Institution: Valencia College (138187)


User ID: P1381871

Part A – 12-month Enrollment by Distance Education Status

12-month Unduplicated Count - Distance Education Status

July 1, 2024 – June 30, 2025

	Undergraduate Students	
	Degree/certificate-seeking	Non-degree/non-certificate-seeking
Students <i>enrolled exclusively</i> in <u>distance education courses</u>	21,889	7,870
Students <i>enrolled in at least one but not all</i> distance education courses	24,040	3,274
Students <i>not enrolled in any</i> distance education courses	7,090	1,954
Total (Carried forward from part A)	53,019	13,098

 You may use the box below to provide additional context for the data you have reported above. Context notes will be posted on the College Navigator website. Therefore, you should write all context notes using proper grammar (e.g., complete sentences with punctuation) and common language that can be easily understood by students and parents (e.g., spell out acronyms).

Institution: Valencia College (138187)

Part B - Instructional Activity

12-month Instructional Activity

July 1, 2024 - June 30, 2025


Instructional Activity Reporting Reminder:

- Instructional activity is used to calculate an IPEDS FTE based on the institution's reported calendar system.

FTE Reporting Reminder:

- Institutions need not report their own calculations of undergraduate FTE unless IPEDS FTE calculations would be misleading for comparison purposes among all IPEDS reporting institutions.

Instructional Activity

	2024-25 total activity	Prior year data
Undergraduate level:		
 <u>Clock hour activity</u>	<input type="text" value="251,913"/>	246,962
<u>Credit hour activity</u>	<input type="text" value="1,069,977"/>	1,002,098


Full-Time Equivalent (FTE) of Students

Calendar system (as reported on the prior year IC survey component):	Semester
--	----------

If the IPEDS calculated FTE estimates below are not reasonable, **AND** you have reported the correct instructional activity hours above, enter your best FTE estimate in the "Institution reported FTE" column below and save the page. This option should be used **ONLY** if the calculated estimate is not reasonable for your institution and IPEDS comparisons.

Please provide your best estimate of undergraduate FTE for the 12-month reporting period **only if the calculated FTE estimate below is not reasonable for IPEDS comparison purposes**. Please provide an explanation in the context box if the option is used due to Coronavirus Pandemic.

	Calculated FTE 2024-25	Institution reported FTE 2024-25	Prior year FTE 2023-24
Undergraduate student FTE	35,946	<input type="text" value="35,946"/>	33,678

 Context notes will be posted on the College Navigator website. Therefore, you should write all context notes using proper grammar (e.g., complete sentences with punctuation) and common language that can be easily understood by students and parents (e.g., spell out acronyms).

Institution: Valencia College (138187)

Part C – Unduplicated Count of Dual Enrolled Students

12-month Unduplicated Count of Dual Enrolled Students

July 1, 2024 – June 30, 2025

Reporting Reminders:

- The number of high school students enrolled in college courses for credit was reported in Part A as part of the non-degree/non-certificate-seeking unduplicated enrollment.
 - The number of high school students enrolled in college courses for credit reported in Part C will have some duplication with the non-degree/non-certificate-seeking enrollment students reported in Part A.
 - The number of high school students enrolled in college courses for credit reported in Part C should be less than the number of non-degree/non-certificate-seeking students reported in Part A unless all these students at your institution are high school students enrolled in college courses for credit.
- Report Hispanic/Latino individuals of any race as Hispanic/Latino
- Report race for non-Hispanic/Latino individuals only

In Part A, your institution reported the following number of students in the non-degree/non-certificate-seeking unduplicated headcount.	13,098
---	--------

	High school students enrolled in college courses for credit		
	Male	Female	Total
<u>U.S. Nonresident</u>	7	11	18
<u>Hispanic/Latino</u>	1,141	1,726	2,867
<u>American Indian or Alaska Native</u>	9	3	12
<u>Asian</u>	324	437	761
<u>Black or African American</u>	226	441	667
<u>Native Hawaiian or Other Pacific Islander</u>	1	1	2
<u>White</u>	788	931	1,719
Two or more races	125	196	321
<u>Race and ethnicity unknown</u>	50	60	110
Total	2,671	3,806	6,477
Total prior year	2,360	3,438	5,798

Institution: Valencia College (138187)

User ID: P1381871

Prepared by

Prepared by

Reporting Reminders:

- The name of the preparer is being collected so that we can follow up with the appropriate person in the event that there are questions concerning the data.
- The Keyholder will be copied on all email correspondence to other preparers.
- The time it took to prepare this component is being collected so that we can continue to improve our estimate of the reporting burden associated with IPEDS.
- Please include in your estimate the time it took for you to review instructions, query and search data sources, complete and review the component, and submit the data through the Data Collection System.
- Thank you for your assistance.

This survey component was prepared by:

<input checked="" type="radio"/>	Keyholder	<input type="radio"/>	SFA Contact	<input type="radio"/>	HR Contact
<input type="radio"/>	Finance Contact	<input type="radio"/>	Other		
Name: <input type="text" value="Daniel Bohorquez"/>					
Email: <input type="text" value="dbohorquez@valenciacollege.edu"/>					

How many staff from your institution only were involved in the data collection and reporting process of this survey component?

Number of Staff (including yourself)

How many hours did you and others from your institution only spend on each of the steps below when responding to this survey component?
Exclude the hours spent collecting data for state and other reporting purposes.

Staff member	Collecting Data Needed	Revising Data to Match IPEDS Requirements	Entering Data	Revising and Locking Data
Your office	<input type="text" value="1.00"/> hours	<input type="text" value="1.00"/> hours	<input type="text" value="1.00"/> hours	<input type="text" value="1.00"/> hours
Other offices	<input type="text"/> hours	<input type="text"/> hours	<input type="text"/> hours	<input type="text"/> hours

Institution: Valencia College (138187)

User ID: P1381871

Summary

12-Month Enrollment Component Summary

The purpose of this summary is to provide you an opportunity to view some of the data that, when accepted through the IPEDS quality control process, will appear on the [College Navigator](#) website and/or your institution's Data Feedback Report (DFR). In addition, all data reported in IPEDS survey components become publicly available through the [IPEDS Use the Data](#) and appear as aggregated statistics in various Department of Education reports. [College Navigator](#) is updated approximately three months after the data collection period closes and DFRs will be available through the [IPEDS Use the Data](#).

Please review your data for accuracy. If you have questions about the data displayed below or after reviewing the data reported on the survey screens, please contact the IPEDS Help Desk at: 1-877-225-2568 or ipedshelp@rti.org.

12-Month Unduplicated Headcount and Full-Time Equivalent Students		
Total 12-month unduplicated headcount enrollment		
	Undergraduate student unduplicated headcount enrollment	66,117
Total 12-month full-time equivalent (FTE) student enrollment		
	Undergraduate student FTE enrollment	35,946

Total 12-month Undergraduate Student Characteristics		
	Percent of undergraduate students who are female	59 %
	Percent of undergraduate students who are full-time	43 %
	Percent of undergraduate students who are enrolled exclusively in distance education courses	45 %
Percent of undergraduate students by U.S. resident status and race/ethnicity: Note: Race/ethnicity is not collected for U.S. Nonresidents.		
	U.S. Resident	93 %
	American Indian or Alaska Native	0 %
	Asian	5 %
	Black or African American	17 %
	Hispanic/Latino	43 %
	Native Hawaiian or Pacific Islander	0 %
	White	23 %
	Two or More Races	3 %
	Race and ethnicity unknown	1 %
	U .S. Nonresident	7 %

Institution: Valencia College (138187)

User ID: P1381871

Edit Report

12-month Enrollment

There are no errors for the selected survey and institution.