

IPEDS 2025-26 Data Collection System

IPEDS HELP DESK (877) 225-2568 | ipedshelp@rti.org
OMB NO. 1850-0582 v.33 : Approval Expires 8/31/2027
User ID: P1381871

Fall Enrollment 2025-26

Institution: Valencia College (138187)

User ID: P1381871

Overview

Fall Enrollment Overview

The Fall Enrollment component collects student enrollment counts by level of student, enrollment status, sex and race/ethnicity. In addition, first-time students' fall-to-fall retention rates and the student-to-faculty ratio are collected. Enrollment by age is required in odd-numbered years, and enrollment by residence of first-time undergraduates is required in even-numbered years.

Institutions operating on a traditional academic year calendar (semester, trimester, quarter, or 4-1-4) report Fall enrollment as of the institution's official fall reporting date or October 15. Institutions operating on a calendar that differs by program or that enrolls students on a continuous basis (referred to as program reporters) report Fall enrollment as students enrolled any time during the period August 1 and October 31.

Data reporting reminders:

- Report data to accurately reflect the time period corresponding with the IPEDS survey component, even if such reporting is seemingly inconsistent with prior year reporting.
- Part B, Enrollment of students by age, is required this year.
- Part C, Residence of first-time degree/certificate-seeking undergraduates, is optional this year.
- For reporting students studying in consortium agreements, please refer to the Resource page at <https://nces.ed.gov/ipeds/report-your-data/data-tip-sheet-reporting-data-consortium-institutions>.

Changes to reporting for 2025-26:

The following changes were implemented for the 2025-26 data collection period:

- Removed question collecting student headcounts of Another Gender.
- Revised "gender" to "sex" where applicable. Revised "men" to "male" and "women" to "female" where applicable.

Resources:

- To download the survey materials for this component: [Survey Materials](#)
- To access your prior year data submission for this component: [Reported Data](#)

If you have questions about completing this survey, please contact the **IPEDS Help Desk at 1-877-225-2568**.

Institution: Valencia College (138187)

Part Selection

Completion of Part C (Residence of First-Time Degree/Certificate-Seeking Undergraduates) is optional this year.

Do you wish to complete Part C this year?

If you select 'Yes', you will be expected to complete the Part C screens.

If you select 'No', you will skip Part C.

- No, I will not complete Part C
- Yes, I will complete Part C

Institution: Valencia College (138187)

User ID: P1381871

Part A - Fall Enrollment for Full-Time Undergraduate Students

Enrollment as of the institution's **official fall reporting date** or as of **October 15, 2025**

Full-time Undergraduate Students

Reporting Reminders:

- Report Hispanic/Latino individuals of any race as Hispanic/Latino
- Report race for non-Hispanic/Latino individuals only
- Even though Teacher Preparation certificate programs may require a bachelor's degree for admission, they are considered subbaccalaureate undergraduate programs, and students in these programs are undergraduate students.

Male

Enrolled for <u>credit</u>	<u>Degree/certificate-seeking</u>				Non-degree/ non-certificate-seeking	Total, <u>Full-time</u> <u>undergraduate</u> students
	<u>First-time</u>	<u>Transfer-in</u>	<u>Continuing/ Returning</u>	Total degree/certificate-seeking		
<u>U.S. Nonresident</u>	242	76	514	832	13	845
<u>Hispanic/Latino</u>	1,292	231	1,690	3,213	387	3,600
<u>American Indian or Alaska Native</u>	6	2	8	16	0	16
<u>Asian</u>	130	29	210	369	108	477
<u>Black or African American</u>	391	113	584	1,088	82	1,170
<u>Native Hawaiian or Other Pacific Islander</u>	4	1	6	11	0	11
<u>White</u>	533	198	900	1,631	279	1,910
Two or more races	115	34	135	284	42	326
<u>Race and ethnicity unknown</u>	22	5	25	52	15	67
Total male	2,735	689	4,072	7,496	926	8,422
Total male prior year	2,718	615	3,765	7,098	887	7,985

Female

Enrolled for <u>credit</u>	<u>Degree/certificate-seeking</u>				Non-degree/ non-certificate-seeking	Total, <u>Full-time</u> <u>undergraduate</u> students
	<u>First-time</u>	<u>Transfer-in</u>	<u>Continuing/ Returning</u>	Total degree/certificate-seeking		
<u>U.S. Nonresident</u>	257	82	758	1,097	20	1,117
<u>Hispanic/Latino</u>	1,789	302	2,358	4,449	556	5,005
<u>American Indian or Alaska Native</u>	5	1	11	17	3	20
<u>Asian</u>	138	25	234	397	136	533
<u>Black or African American</u>	591	169	879	1,639	129	1,768
<u>Native Hawaiian or Other Pacific Islander</u>	4	2	2	8	1	9
<u>White</u>	568	192	1,043	1,803	257	2,060
Two or more races	133	29	171	333	62	395
<u>Race and ethnicity unknown</u>	29	7	31	67	12	79
Total female	3,514	809	5,487	9,810	1,176	10,986
Total female prior year	3,551	765	4,953	9,269	1,198	10,467

Grand total (male+female)	6,249	1,498	9,559	17,306	2,102	19,408
Grand total (male+female) prior year	6,269	1,380	8,718	16,367	2,085	18,452

Institution: Valencia College (138187)

User ID: P1381871

Part A - Fall Enrollment for Part-time Undergraduate Students

Enrollment as of the institution's **official fall reporting date** or as of **October 15, 2025**

Part-time Undergraduate Students

Reporting Reminders:

- Report Hispanic/Latino individuals of any race as Hispanic/Latino
- Report race for non-Hispanic/Latino individuals only
- Even though Teacher Preparation certificate programs may require a bachelor's degree for admission, they are considered subbaccalaureate undergraduate programs, and students in these programs are undergraduate students.

Male

Enrolled for <u>credit</u>	<u>Degree/certificate-seeking</u>				Non-degree/ non-certificate-seeking	Total, <u>part-time</u> <u>undergraduate</u> students
	<u>First-time</u>	<u>Transfer-in</u>	<u>Continuing/ Returning</u>	Total degree/certificate-seeking		
<u>U.S. Nonresident</u>	153	17	579	749	38	787
<u>Hispanic/Latino</u>	751	209	3,290	4,250	913	5,163
<u>American Indian or Alaska Native</u>	5	2	12	19	4	23
<u>Asian</u>	59	26	346	431	266	697
<u>Black or African American</u>	262	98	1,197	1,557	220	1,777
<u>Native Hawaiian or Other Pacific Islander</u>	2	2	12	16	2	18
<u>White</u>	244	162	1,670	2,076	764	2,840
Two or more races	47	24	255	326	94	420
<u>Race and ethnicity unknown</u>	11	7	75	93	50	143
Total male	1,534	547	7,436	9,517	2,351	11,868
Total male prior year	1,376	501	7,132	9,009	2,416	11,425

Female

Enrolled for <u>credit</u>	<u>Degree/certificate-seeking</u>				Non-degree/ non-certificate-seeking	Total, <u>part-time</u> <u>undergraduate</u> students
	<u>First-time</u>	<u>Transfer-in</u>	<u>Continuing/ Returning</u>	Total degree/certificate-seeking		
<u>U.S. Nonresident</u>	227	37	843	1,107	78	1,185
<u>Hispanic/Latino</u>	1,270	447	5,569	7,286	1,388	8,674
<u>American Indian or Alaska Native</u>	4	1	21	26	6	32
<u>Asian</u>	55	41	419	515	356	871
<u>Black or African American</u>	457	244	2,298	2,999	433	3,432
<u>Native Hawaiian or Other Pacific Islander</u>	3	0	19	22	2	24
<u>White</u>	356	286	2,230	2,872	1,003	3,875
Two or more races	84	31	356	471	176	647
<u>Race and ethnicity unknown</u>	13	8	104	125	79	204
Total female	2,469	1,095	11,859	15,423	3,521	18,944
Total female prior year	2,113	916	11,081	14,110	3,438	17,548

Grand total (male+female)	4,003	1,642	19,295	24,940	5,872	30,812
Grand total (male+female) prior year	3,489	1,417	18,213	23,119	5,854	28,973

Institution: Valencia College (138187)

User ID: P1381871

Part A - Fall Enrollment for Undergraduate Students Total

Enrollment as of the institution's official fall reporting date or as of October 15, 2025Undergraduate Students**Male**

Enrolled for credit	Total full-time undergraduate students	Total part-time undergraduate students	Grand total, all undergraduate students
<u>U.S. Nonresident</u>	845	787	1,632
<u>Hispanic/Latino</u>	3,600	5,163	8,763
<u>American Indian or Alaska Native</u>	16	23	39
<u>Asian</u>	477	697	1,174
<u>Black or African American</u>	1,170	1,777	2,947
<u>Native Hawaiian or Other Pacific Islander</u>	11	18	29
<u>White</u>	1,910	2,840	4,750
Two or more races	326	420	746
<u>Race and ethnicity unknown</u>	67	143	210
Total male	8,422	11,868	20,290

Female

Enrolled for credit	Total full-time students	Total part-time students	Grand total, all students
<u>U.S. Nonresident</u>	1,117	1,185	2,302
<u>Hispanic/Latino</u>	5,005	8,674	13,679
<u>American Indian or Alaska Native</u>	20	32	52
<u>Asian</u>	533	871	1,404
<u>Black or African American</u>	1,768	3,432	5,200
<u>Native Hawaiian or Other Pacific Islander</u>	9	24	33
<u>White</u>	2,060	3,875	5,935
Two or more races	395	647	1,042
<u>Race and ethnicity unknown</u>	79	204	283
Total female	10,986	18,944	29,930
Grand total (male+female)	19,408	30,812	50,220

Institution: Valencia College (138187)

User ID: P1381871

Part A - Fall Enrollment - Summary

Fall Enrollment Summary

Male

Enrolled for credit	Total full-time students	Total part-time students	Grand total, all students
<u>U.S. Nonresident</u>	845	787	1,632
<u>Hispanic/Latino</u>	3,600	5,163	8,763
<u>American Indian or Alaska Native</u>	16	23	39
<u>Asian</u>	477	697	1,174
<u>Black or African American</u>	1,170	1,777	2,947
<u>Native Hawaiian or Other Pacific Islander</u>	11	18	29
<u>White</u>	1,910	2,840	4,750
Two or more races	326	420	746
<u>Race and ethnicity unknown</u>	67	143	210
Total male	8,422	11,868	20,290

Female

Enrolled for credit	Total full-time students	Total part-time students	Grand total, all students
<u>U.S. Nonresident</u>	1,117	1,185	2,302
<u>Hispanic/Latino</u>	5,005	8,674	13,679
<u>American Indian or Alaska Native</u>	20	32	52
<u>Asian</u>	533	871	1,404
<u>Black or African American</u>	1,768	3,432	5,200
<u>Native Hawaiian or Other Pacific Islander</u>	9	24	33
<u>White</u>	2,060	3,875	5,935
Two or more races	395	647	1,042
<u>Race and ethnicity unknown</u>	79	204	283
Total female	10,986	18,944	29,930
Grand total (male+female)	19,408	30,812	50,220

Institution: Valencia College (138187)


User ID: P1381871

Part A - Fall Enrollment - Sex Unknown

Reporting Reminders:

- The purpose of this supplemental section is to determine whether institutions are able to report the number of students for whom sex is unknown. Note that these students must still be allocated into the 'Male' and 'Female' categories in all other sections of the survey component.
- Institutions should not ask students that do not select a binary sex to allocate themselves to a binary sex; it is up to the institution to allocate unknown students into the binary categories throughout the forms where required. One method commonly used by institutions is to allocate these students to the binary categories required in other parts of the form using the proportion of male to female reported.

	Number of students
	Undergraduate students
	Current Year
Grand total	50,220
Sex unknown (i.e., sex information is not known or not collected)	<input type="text" value="0"/>

 You may use the box below to provide additional context for the data you have reported above. Context notes will be posted on the College Navigator website. Therefore, you should write all context notes using proper grammar (e.g., complete sentences with punctuation) and common language that can be easily understood by students and parents (e.g., spell out acronyms).


Institution: Valencia College (138187)

User ID: P1381871

Part A - Fall Enrollment by Distance Education Status 1

Enrollment as of the institution's official fall reporting date or as of October 15, 2025

	Undergraduate Students	
	Degree/certificate-seeking	Non-degree/non-certificate-seeking
i Enrolled <i>exclusively</i> in <u>distance education courses</u>	18,714	5,303
Enrolled in <i>at least one</i> but not all distance education courses	14,620	1,272
<i>Not enrolled</i> in any distance education courses	8,912	1,399
Total (Carried forward from part A)	42,246	7,974

 You may use the box below to provide additional context for the data you have reported above. Context notes will be posted on the College Navigator website. Therefore, you should write all context notes using proper grammar (e.g., complete sentences with punctuation) and common language that can be easily understood by students and parents (e.g., spell out acronyms).

Institution: Valencia College (138187)

User ID: P1381871

Part A - Fall Enrollment by Distance Education Status 2

Of those students *exclusively* enrolled in distance education courses, report the number that are:

		Undergraduate Students	
		Degree/certificate-seeking	Non-degree/non-certificate-seeking
Located in	FL	<input type="text" value="1,750"/>	<input type="text" value="40"/>
Located in the U.S. but not in	FL	<input type="text" value="16"/>	<input type="text" value="3"/>
Located in the U.S. but state/jurisdiction unknown		<input type="text" value="0"/>	<input type="text" value="0"/>
Located outside the U.S.		<input type="text" value="21"/>	<input type="text" value="0"/>
Location unknown/unreported		<input checked="" type="checkbox"/> 16,927	<input checked="" type="checkbox"/> 5,260
Total students exclusively enrolled in distance education (Carried forward from section above)		18,714	5,303

Institution: Valencia College (138187)

User ID: P1381871

Part B - Fall Enrollment by Age and Sex for Full-time Undergraduate Students

Enrollment as of the institution's official fall reporting date or as of October 15, 2025

Age	Full-time Undergraduate Students	
	Male	Female
Under 18	876	1,271
18-19	3,814	5,075
20-21	1,563	1,875
22-24	881	1,093
25-29	646	752
30-34	302	354
35-39	170	214
40-49	109	242
50-64	51	103
65 and over	1	4
Age unknown/unreported	9	3
Total full-time undergraduate students (Carried forward from part A)	8,422	10,986

Institution: Valencia College (138187)

User ID: P1381871

Part B - Fall Enrollment by Age and Sex for Part-time Undergraduate Students

Enrollment as of the institution's official fall reporting date or as of October 15, 2025

Age	Part-time Undergraduate Students	
	Male	Female
Under 18	1,454	2,123
18-19	2,503	4,110
20-21	2,754	3,794
22-24	2,022	3,098
25-29	1,408	2,365
30-34	724	1,257
35-39	416	787
40-49	389	950
50-64	164	417
65 and over	29	33
Age unknown/unreported	5	10
Total part-time undergraduate students (Carried forward from part A)	11,868	18,944


Institution: Valencia College (138187)

User ID: P1381871

Part C - Screening Question

Did any of your **first-time degree/certificate-seeking undergraduate** students (reported in Part A) enroll within 12 months of graduating high school or receiving their GED?

- No, we do not have any first-time students who enrolled within 12 months of their high school graduation.
- Yes, we have first-time students who enrolled within 12 months of their high school graduation.

 You may use the box below to provide additional context for the data you have reported above. Context notes will be posted on the College Navigator website. Therefore, you should write all context notes using proper grammar (e.g., complete sentences with punctuation) and common language that can be easily understood by students and parents (e.g., spell out acronyms).

Institution: Valencia College (138187)

User ID: P1381871

Part C - Residence of First-time Undergraduates 1

Enrollment as of the institution's **official fall reporting date** or as of **October 15, 2025**

NOTE: These data are **optional** this year.

Enter **at least one** zero, where applicable, to verify that the screen has not been skipped.

State of <u>residence</u> when student was first admitted	FIPS Code	i Total <u>first-time</u> degree/certificate-seeking undergraduates (1)	Of students in column 1, those who enrolled within 12 months of high school graduation or receiving their GED (2)
Alabama	01	<input type="text" value="2"/>	<input type="text" value="1"/>
Alaska	02	<input type="text" value="1"/>	<input type="text" value="1"/>
Arizona	04	<input type="text" value="1"/>	<input type="text" value="1"/>
Arkansas	05	<input type="text"/>	<input type="text"/>
California	06	<input type="text" value="1"/>	<input type="text" value="1"/>
Colorado	08	<input type="text" value="3"/>	<input type="text" value="2"/>
Connecticut	09	<input type="text" value="4"/>	<input type="text" value="1"/>
Delaware	10	<input type="text" value="2"/>	<input type="text" value="2"/>
District of Columbia	11	<input type="text" value="2"/>	<input type="text" value="1"/>
Florida	12	<input type="text" value="9,045"/>	<input type="text" value="7,385"/>
Georgia	13	<input type="text" value="6"/>	<input type="text" value="4"/>
Hawaii	15	<input type="text" value="2"/>	<input type="text" value="1"/>
Idaho	16	<input type="text"/>	<input type="text"/>
Illinois	17	<input type="text" value="5"/>	<input type="text" value="2"/>
Indiana	18	<input type="text" value="1"/>	<input type="text" value="1"/>
Iowa	19	<input type="text"/>	<input type="text"/>
Kansas	20	<input type="text"/>	<input type="text"/>
Kentucky	21	<input type="text"/>	<input type="text"/>
Louisiana	22	<input type="text"/>	<input type="text"/>
Maine	23	<input type="text" value="2"/>	<input type="text" value="1"/>

Institution: Valencia College (138187)

User ID: P1381871

Part C - Residence of First-time Undergraduates 2

Enrollment as of the institution's official fall reporting date or as of October 15, 2025

NOTE: These data are **optional** this year.

Enter at **least one** zero, where applicable, to verify that the screen has not been skipped.

State of <u>residence</u> when student was first admitted	FIPS Code	Total <u>first-time</u> degree/certificate-seeking undergraduates (1)	Of students in column 1, those who enrolled within 12 months of high school graduation or receiving their GED (2)
Maryland	24	<input type="text" value="2"/>	<input type="text" value="1"/>
Massachusetts	25	<input type="text" value="5"/>	<input type="text" value="4"/>
Michigan	26	<input type="text" value="5"/>	<input type="text" value="4"/>
Minnesota	27	<input type="text" value="1"/>	<input type="text" value="1"/>
Mississippi	28	<input type="text"/>	<input type="text"/>
Missouri	29	<input type="text" value="4"/>	<input type="text" value="2"/>
Montana	30	<input type="text"/>	<input type="text"/>
Nebraska	31	<input type="text" value="3"/>	<input type="text" value="3"/>
Nevada	32	<input type="text" value="2"/>	<input type="text" value="2"/>
New Hampshire	33	<input type="text" value="1"/>	<input type="text" value="1"/>
New Jersey	34	<input type="text" value="2"/>	<input type="text" value="2"/>
New Mexico	35	<input type="text" value="1"/>	<input type="text" value="1"/>
New York	36	<input type="text" value="18"/>	<input type="text" value="16"/>
North Carolina	37	<input type="text" value="2"/>	<input type="text" value="2"/>
North Dakota	38	<input type="text"/>	<input type="text"/>
Ohio	39	<input type="text" value="4"/>	<input type="text" value="2"/>
Oklahoma	40	<input type="text"/>	<input type="text"/>
Oregon	41	<input type="text"/>	<input type="text"/>
Pennsylvania	42	<input type="text" value="13"/>	<input type="text" value="8"/>
Rhode Island	44	<input type="text"/>	<input type="text"/>

Institution: Valencia College (138187)

User ID: P1381871


Part C - Residence of First-time Undergraduates 3

Enrollment as of the institution's official fall reporting date or as of October 15, 2025

NOTE: These data are **optional** this year.

Enter at **least one** zero, where applicable, to verify that the screen has not been skipped.

State of <u>residence</u> when student was first admitted	FIPS Code	Total <u>first-time</u> degree/certificate-seeking undergraduates (1)	Of students in column 1, those who enrolled within 12 months of high school graduation or receiving their GED (2)
South Carolina	45	<input type="text" value="2"/>	<input type="text" value="2"/>
South Dakota	46	<input type="text"/>	<input type="text"/>
Tennessee	47	<input type="text" value="3"/>	<input type="text" value="2"/>
Texas	48	<input type="text" value="12"/>	<input type="text" value="6"/>
Utah	49	<input type="text"/>	<input type="text"/>
Vermont	50	<input type="text"/>	<input type="text"/>
Virginia	51	<input type="text" value="10"/>	<input type="text" value="8"/>
Washington	53	<input type="text" value="2"/>	<input type="text" value="2"/>
West Virginia	54	<input type="text"/>	<input type="text"/>
Wisconsin	55	<input type="text" value="4"/>	<input type="text" value="1"/>
Wyoming	56	<input type="text"/>	<input type="text"/>
<u>State Unknown</u>	57	<input type="text" value="5"/>	<input type="text" value="3"/>
American Samoa	60	<input type="text"/>	<input type="text"/>
Federated States of Micronesia	64	<input type="text"/>	<input type="text"/>
Guam	66	<input type="text"/>	<input type="text"/>
Marshall Islands	68	<input type="text"/>	<input type="text"/>
Northern Marianas	69	<input type="text"/>	<input type="text"/>
Palau	70	<input type="text"/>	<input type="text"/>
Puerto Rico	72	<input type="text" value="1"/>	<input type="text" value="1"/>
Virgin Islands	78	<input type="text" value="1"/>	<input type="text" value="1"/>
Foreign Countries	90	<input checked="" type="checkbox"/> <input type="text" value="203"/>	<input type="text" value="79"/>
Residence unknown/unreported	98	869	
Total first-time degree/certificate-seeking undergraduates (Carried forward from Part A)		10,252	7,558

 You may use the box below to provide additional context for the data you have reported above. Context notes will be posted on the College Navigator website. Therefore, you should write all context notes using proper grammar (e.g., complete sentences with punctuation) and common language that can be easily understood by students and parents (e.g., spell out acronyms).

Institution: Valencia College (138187)

User ID: P1381871

Part D - Total Undergraduate Entering Class

Total Undergraduate Entering Class, Fall 2025

D1	Total full-time, first-time degree/certificate-seeking <u>undergraduates</u> from Part A (GR <u>cohort</u>)	6,249
D2	Total <u>first-time</u> degree/certificate-seeking undergraduates (full-time + part-time) from Part A	10,252
D3	Total <u>transfer-in</u> degree/certificate-seeking undergraduates (full-time + part-time) from Part A	3,140
D4	Total <u>non-degree/non-certificate-seeking</u> undergraduates (full-time + part-time) from Part A	7,974
D5	Of the total non-degree/non-certificate-seeking undergraduates displayed on line D4, the number that are new to the institution in Fall 2025	628
D6	Total <u>entering students</u> at the undergraduate level Note: This is calculated as first-time students (line D2) + students transferring to the institution (line D3) + non-degree/non-certificate-seeking undergraduates entering in Fall 2025 (line D5).	14,020
D7	Percentage of undergraduate entering class represented by your GR <u>cohort</u> (line D1/line D6)	45

Institution: Valencia College (138187)

User ID: P1381871

Part E - First-time Bachelor's Cohort Retention Rates (Full-time)

Retention Rates - Full-time, First-time Bachelor's Seeking Cohort from Fall 2024

Academic reporters determine the cohort and retention as of the institution's official fall reporting date or as of October 15. Program reporters determine the cohort with enrollment any time between August 1 and October 31, 2024 and retention based on August 1, 2025.

The retention rate is calculated by the system after clicking "Save" on the screen. Exclusions are subtracted from and inclusions are added to the original cohort and the resulting adjusted cohort is used for calculating the retention rate.

Retention Data Reporting Reminders:

- Include only **full-time, first-time bachelor's-seeking** students in this cohort.
- Determine the full-time cohort using Fall 2024 status (e.g., if a student was full-time in Fall 2024, report them in the full-time cohort regardless of their Fall 2025 status).
- If there are no students to report in the cohort, enter zero. Do not leave the field blank.
- Report in the exclusions box (line E2a) the number of students from the cohort who left the institution for any of the following reasons: died or were totally and permanently disabled; to serve in the armed forces (including those called to active duty); to serve with a foreign aid service of the Federal Government (e.g., Peace Corps); or to serve on official church missions.
- Report in the inclusion box (line E2b) first-time bachelor's-seeking study abroad students who were excluded from the first-time cohort (line E1) but who have re-enrolled at the institution their second year.

FULL-TIME, FIRST-TIME BACHELOR'S COHORT RETENTION:		Prior year data (Fall 2023 cohort)	
E1	Full-time, first-time Fall 2024 bachelor's seeking cohort	<input type="text" value="0"/>	0
E2a	<u>Exclusions</u> from the Fall 2024 cohort	<input type="text" value="0"/>	0
E2b	Inclusion to the Fall 2024 cohort	<input type="text" value="0"/>	0
E3	Adjusted Fall 2024 cohort (line E1- E2a + E2b)	0	0
E4	Students from Fall 2024 cohort still enrolled as of Fall 2025 + students from Fall 2024 cohort who completed their bachelor's degree as of Fall 2025	<input type="text" value="0"/>	0
E5	Full-time, first-time Fall 2024 bachelor's cohort retention rate (line E4 / line E3)	%	%

The notes below provide context for the data you've reported above and **may** be posted on the College Navigator website. Choose one option that best explains your data or choose "Not Applicable" if you do not wish to provide context notes. If none of the options provided explain your institution's data, then choose "Other" and write your own context notes. Therefore, you should write all context notes using proper grammar (e.g., complete sentences with punctuation) and common language that can be easily understood by students and parents (e.g., spell out acronyms).

Institution: Valencia College (138187)

User ID: P1381871

Part E - First-time Bachelor's Cohort Retention Rates (Part-time)

Retention Rates - Part-time, First-time Bachelor's Seeking Cohort from Fall 2024


Academic reporters determine the cohort and retention as of the institution's official fall reporting date or as of October 15. Program reporters determine the cohort with enrollment any time between August 1 and October 31, 2024 and retention based on August 1, 2025.

The retention rate is calculated by the system after clicking "Save" on the screen. Exclusions are subtracted from the original cohort and the resulting adjusted cohort is used for calculating the retention rate.

Retention Data Reporting Reminders:

- Include only **part-time, first-time bachelor's-seeking** students in this cohort.
- Determine part-time using Fall 2024 attendance status (e.g., if a student was part-time in Fall 2024, report them in the part-time cohort regardless of their Fall 2025 status).
- If there are no students to report in the cohort, enter zero. Do not leave the field blank.
- Report in the exclusions box (line E7a) the number of students from the cohort who left the institution for any of the following reasons: died or were totally and permanently disabled; to serve in the armed forces (including those called to active duty); to serve with a foreign aid service of the Federal Government (e.g., Peace Corps); or to serve on official church missions.
- Report in the inclusion box (line E7b) first-time bachelor's-seeking study abroad students who were excluded from the first-time cohort (line E6) but who have re-enrolled at the institution their second year.

PART-TIME, FIRST-TIME BACHELOR'S COHORT RETENTION:		Prior year data (Fall 2023 cohort)	
E6	Part-time, first-time Fall 2024 bachelor's seeking cohort	<input type="text" value="0"/>	0
E7a	<u>Exclusions</u> from the Fall 2024 cohort	<input type="text" value="0"/>	0
E7b	Inclusions to the Fall 2024 cohort	<input type="text" value="0"/>	0
E8	Adjusted Fall 2024 cohort (line E6 - E7a + E7b)	0	0
E9	Students from Fall 2024 cohort still enrolled as of Fall 2025 + students from Fall 2024 cohort who completed their bachelor's degree as of Fall 2025	<input type="text" value="0"/>	0
E10	Part-time, first-time Fall 2024 bachelor's cohort retention rate (line E9 / line E8)	%	%

 The notes below provide context for the data you've reported above and **may** be posted on the College Navigator website. Choose one option that best explains your data or choose "Not Applicable" if you do not wish to provide context notes. If none of the options provided explain your institution's data, then choose "Other" and write your own context notes. Therefore, you should write all context notes using proper grammar (e.g., complete sentences with punctuation) and common language that can be easily understood by students and parents (e.g., spell out acronyms).

Institution: Valencia College (138187)

User ID: P1381871

Part F - Student-to-Faculty Ratio

Student-to-Faculty Ratio

Please provide your institution's student-to-faculty ratio (i.e., student-to-instructional staff) for undergraduate programs for Fall 2025. The student-to-faculty ratio and any accompanying context that is provided will be displayed on College Navigator.

Click [here](#) to use a worksheet to help you determine the student-to-faculty ratio


Student-to-faculty ratio

to 1

Student-to-faculty ratio prior year

27

to 1

 You may use the box below to provide additional context for the data you have reported above. Context notes will be posted on the College Navigator website. Therefore, you should write all context notes using proper grammar (e.g., complete sentences with punctuation) and common language that can be easily understood by students and parents (e.g., spell out acronyms).

Institution: Valencia College (138187)

Prepared by

Reporting Reminders:

- The name of the preparer is being collected so that we can follow up with the appropriate person in the event that there are questions concerning the data.
- The Keyholder will be copied on all email correspondence to other preparers.
- The time it took to prepare this component is being collected so that we can continue to improve our estimate of the reporting burden associated with IPEDS.
- Please include in your estimate the time it took for you to review instructions, query and search data sources, complete and review the component, and submit the data through the Data Collection System.
- Thank you for your assistance.

This survey component was prepared by:

<input checked="" type="radio"/>	Keyholder	<input type="radio"/>	SFA Contact	<input type="radio"/>	HR Contact
<input type="radio"/>	Finance Contact	<input type="radio"/>	Other		
Name:		<input type="text" value="Daniel Bohorquez"/>			
Email:		<input type="text" value="dl-statereporting@valenciacollege.edu"/>			

How many staff from your institution only were involved in the data collection and reporting process of this survey component?

Number of Staff (including yourself)

How many hours did you and others from your institution only spend on each of the steps below when responding to this survey component?
Exclude the hours spent collecting data for state and other reporting purposes.

Staff member	Collecting Data Needed	Revising Data to Match IPEDS Requirements	Entering Data	Revising and Locking Data
Your office	<input type="text"/> hours	<input type="text"/> hours	<input type="text"/> hours	<input type="text"/> hours
Other offices	<input type="text"/> hours	<input type="text"/> hours	<input type="text"/> hours	<input type="text"/> hours

Institution: Valencia College (138187)

User ID: P1381871

Summary

Fall Enrollment Component Summary

The purpose of this summary is to provide you an opportunity to view some of the data that, when accepted through the IPEDS quality control process, will appear on the [College Navigator](#) website and/or your institution's Data Feedback Report (DFR). In addition, all data reported in IPEDS survey components become publicly available through the [IPEDS Use the Data](#) and appear as aggregated statistics in various Department of Education reports. [College Navigator](#) is updated approximately three months after the data collection period closes and DFRs will be available through the [IPEDS Use the Data](#).

Please review your data for accuracy. If you have questions about the data displayed below or after reviewing the data reported on the survey screens, please contact the IPEDS Help Desk at: 1-877-225-2568 or ipedshelp@rti.org.

Student Enrollment	
Total enrollment	50,220
Undergraduate enrollment	50,220
Student-to-faculty ratio	29 to 1

Undergraduate Student Characteristics	
Percent of all students who are female (%)	60
Percent of undergraduates who are full-time (%)	39
Percent of undergraduates who are transfer-in (%)	6
Percent of undergraduates who are enrolled exclusively in distance education courses (%)	48
Percent of all students by U.S. resident status and race/ethnicity: Note: Race/ethnicity is not collected for U.S. Nonresidents.	
U.S. Resident (%)	92
American Indian or Alaska Native (%)	0
Asian	5
Black or African American (%)	16
Hispanic/Latino (%)	45
Native Hawaiian or Pacific Islander (%)	0
White (%)	21
Two or More Races (%)	4
Race and ethnicity unknown (%)	1
U. S. Nonresident (%)	8
Percent of undergraduate students by age:	
24 and under (%)	76
25 and over (%)	24
Age unknown (%)	0
Percent of first-time degree/certificate seeking students by residence:	
In state (%)	88
Out-of-state (%)	1
Foreign countries (%)	2
Residence unknown (%)	8

Undergraduate Retention and Graduation Rate Cohort	
First-time, full-time bachelor's seeking student fall-to-fall retention rate (%)	
First-time, part-time bachelor's seeking student fall-to-fall retention rate (%)	
Graduation rate cohort as percent of total entering students (%)	45

Edit Report

Fall Enrollment

Source	Description	Severity	Resolved	Options
Screen: Part A - Fall Enrollment by Distance Education Status 2				
Perform Edits	The percent of undergraduate degree/certificate-seeking students exclusively enrolled in the Distance Education Status 2 screen whose location is unknown/unreported should not exceed 20% of the total number of students enrolled exclusively in distance education courses reported in the Distance Education Status 1 screen. Please correct your data or explain. (Error #6173)	Explanation	Yes	
Reason	We have verified the amount and feel that this is accurate based on the IPEDS fall enrollment verification reports.			
Related Screens	Distance Education Status 1, Distance Education Status 2			
Perform Edits	The percent of undergraduate non-degree/non-certificate-seeking students exclusively enrolled in the Distance Education Status 2 screen whose location is unknown/unreported should not exceed 20% of the total number of students enrolled exclusively in distance education courses reported in the Distance Education Status 1 screen. Please correct your data or explain. (Error #6174)	Explanation	Yes	
Reason	We have verified the amount and feel that this is accurate based on the IPEDS fall enrollment verification reports.			
Related Screens	Distance Education Status 1, Distance Education Status 2			
Screen: Part C - Residence of First-time Undergraduates 3				
Perform Edits	The reported number of first-time students from a foreign country (203) is significantly different from the reported number of first-time U.S. Nonresident students from Part A (879). We would expect most individuals who are not permanent residents of the United States to be applying from foreign countries, so we expect these two values should be more similar. Please correct your data or explain the discrepancy. (Error #6827)	Explanation	Yes	
Reason	We have verified the amount and feel that this is accurate based on the IPEDS fall enrollment verification reports.			