

Student Financial Aid 2025-26

Institution: Valencia College (138187)

User ID: P1381871

Overview

IPEDS Student Financial Aid Component Overview

Welcome to the Student Financial Aid (SFA) survey component. The purpose of the SFA component is to collect information about financial aid provided to various groups of undergraduate students and military/veteran educational benefits for all students at your institution.

Data Reporting Reminders:

- Report data to accurately reflect the period(s) corresponding with the IPEDS survey component requested, even if such reporting seems inconsistent with prior-year reporting.
- Undergraduate Student Counts
 - You will be asked to report information for:
 - All undergraduate students
 - Degree/certificate-seeking undergraduate students
 - Full-time, first-time degree/certificate-seeking undergraduate students (FTFT)
 - Non-degree/non-certificate-seeking undergraduate students
- Interactive Edits and Error Messages

The SFA survey component contains interactive edits to check for blank fields, invalid values, or values outside expected ranges. Some error messages require you to confirm or explain the values entered whereas other error messages are fatal and require you to contact the IPEDS Help Desk at (877) 225-2568 for resolution.
- Context Boxes

You will find optional text boxes throughout the SFA survey component. These text boxes allow you to provide more information or context about the data entered. Some context boxes may be made available to the public on College Navigator, so make sure the information you enter can be understood easily by students, parents, and the public.

Changes to reporting:

The following changes were implemented for the 2025-26 data collection period:

- Changed Section 1 of the SFA Survey to collect the same student counts and aid amounts for categories and sub-categories of undergraduate students.
 - What was previously Part B, which included all undergraduates, all degree/certificate-seeking undergraduates, and all non-degree/non-certificate-seeking undergraduates has been split into 3 parts – Part B (All undergraduates), Part C (All degree/certificate-seeking undergraduates), and Part D (All non-degree/non-certificate-seeking undergraduates)
 - Additional aid types have been added for these categories to align with data collected for FTFT non-degree/non-certificate-seeking undergraduates
 - What was previously Part C is now Part E, which includes all First-time, full-time degree/certificate-seeking undergraduates
 - Additional aid types have been added for these categories to align with data collected for the other student categories in Parts B-D
- Clarified instructions that institutions need to include Iraq and Afghanistan Service Grant (IASG) awards in Federal Pell Grant student counts and award amounts reported to IPEDS due to a change mandated under the Fostering Undergraduate Talent by Unlocking Resources (FUTURE) Act.
- Clarified what benefits need to be included in Section 2 of the survey component
 - Institutions should report Department of Veteran Affairs Post-9/11 GI Bill tuition and fee, books and supplies, and housing benefits disbursed known to the institution in Section 2 of the SFA Survey.
- Clarified that institutions need to report the federal share of Department of Veteran Affairs Yellow Ribbon benefits disbursed known to the institution in Section 2 of the SFA Survey.
- Revised FAQs and made other minor edits for clarity.

Resources:

- To download the survey materials for this component: [Survey Materials](#)
- To access your prior year data submission for this component: [Reported Data](#)

If you have questions about completing this survey, please contact the IPEDS Help Desk at 1-877-225-2568.

Institution: Valencia College (138187)

Section 1 - Student Financial Aid - Undergraduate Students Part A - Establish Your Student Counts

Part A - Establish Your Student Counts

Instructions:

In the fields below, report student counts for the reporting period requested for each student category and financial aid type.


Reporting period loaded based on reporter type: Academic Reporter (AR) OR Program Reporter (PR).

Section 1 is applicable to institutions offering undergraduate programs, as determined by the following items in Institutional Characteristics (IC):

- Q3, award level = 1a, 1b, 2, 3, 4, 5, and 6; or
- Q5, Undergraduate (undergraduate or occupational programs), full-time or part-time = Yes; or
- First-time degree/certificate seeking undergraduate, Full-time or Part-time = Yes.

Reporting Reminders:

- Part A establishes student counts.
- The numbers on this screen are carried forward to other parts of the Student Financial Aid Survey component and checked for consistency with data reported in other survey components.

STUDENT COUNTS		YOUR CURRENT YEAR DATA	YOUR PRIOR YEAR DATA
		Fall 2024	Fall 2023
02	 All undergraduate students	47,425	42,524
03	All degree/certificate-seeking undergraduate students Of those on line 02, those who are degree/certificate-seeking	39,486	35,125
04	Of those on line 02, those who are non-degree/non-certificate-seeking (Line 02 – Line 03)	7,939	7,399
05	All full-time, first-time degree certificate-seeking undergraduate students Of those on line 03, those who are full-time, first-time	6,269	5,905
06	Of those on line 05, those awarded any: <ul style="list-style-type: none"> • <u>Federal Work Study</u>, • <u>Loans to students</u>, • Grant or scholarship aid from the federal government, state/local government, the institution, or • Other sources known to the institution 	4,858	4,457
07	Of those on line 05, those awarded any: <ul style="list-style-type: none"> • <u>loans to students</u> or • Grant or scholarship aid from the federal government, state/local government, or the institution 	4,856	4,457

Section 1 - Student Financial Aid - Part B - All undergraduate students

Part B - Enter Student Counts and Financial Aid Award Amounts

Instructions:

In the fields below, report student counts and the total financial aid amount awarded for each student category and financial aid type for the reporting period requested. Enter unduplicated student counts within each aid type (e.g., Federal Pell Grants). However, a student can appear in more than one financial aid program group.

Reporting Reminders:

- Reported values must be consistent with the information from Part A carried forward to this screen.
- Report students awarded Federal Pell Grant enrolled in post-baccalaureate teacher certification or licensure programs, or courses required by a state to obtain certification to teach the state as undergraduate students.
- Report all other students, including students with intellectual disabilities enrolled in a U.S. Department of Education approved comprehensive transition and postsecondary (CTP) program, at the degree/certificate program level assigned by the institution.
- If students are not admitted and enrolled as degree/certificate seeking taking prerequisites (preparatory courses) offered as part of a Title IV eligible program to satisfy entrance requirements for a Title IV eligible program at your institution or another institution, report them as non-degree/non-certificate seeking undergraduates.


For this part, report:

For These Students	The Following Type(s) of Aid	Awarded in This Period
<ul style="list-style-type: none"> • All undergraduate students enrolled in Fall 2024 for the 2024-25 academic year as defined by the institution 	<ul style="list-style-type: none"> • Grant or scholarship aid from: <ul style="list-style-type: none"> ◦ federal government ◦ state/local government ◦ the institution • Loans to students from: <ul style="list-style-type: none"> ◦ the federal government ◦ other sources, including private or other loans • Do not include: <ul style="list-style-type: none"> ◦ PLUS loans or loans made to anyone other than the student 	<ul style="list-style-type: none"> • Any time during academic year 2024-25
Information from Part A		Fall 2024
All undergraduate students (This number is carried forward from Part A, Line 02.)		47,425

In the fields below, report the student counts and the total amount of aid awarded for each aid type and student category.

Aid Type		All undergraduate students from Part A, Line 02				
		CURRENT YEAR DATA				YOUR PRIOR YEAR DATA
		Fall 2024				Fall 2023
		Number of undergraduate students awarded aid	Percentage of undergraduate students awarded aid	Total aid amount awarded to undergraduate students	Average aid amount awarded to undergraduate students	Average aid amount awarded to undergraduate students
		Col. 1	Col. 2	Col. 3	Col. 4	Col. 5
01	Grant or scholarship aid from the federal government, state/local government, the institution, and other sources known to the institution (Do NOT include student loans)	23,883	50	156,866,896	6,568	6,038
01a	Grants or scholarships from the federal government, state/local government, or the institution (Do NOT include student loans)	22,072	47	146,351,818	6,631	
01b	Grant or scholarship aid from other sources known to the institution (Do NOT include student loans)	3,684	8	10,515,078	2,854	
02	<u>Federal grants</u> and scholarship aid	19,781	42	120,818,472	6,108	
02a	Federal <u>Pell Grants</u>	19,775	42	118,725,492	6,004	5,428
02b	<u>Other federal grants</u> and scholarship aid	2,876	6	2,092,980	728	
03	<u>State/local government grant</u> or <u>scholarship</u> aid (includes <u>fellowships</u> , <u>waivers</u> , and <u>employee exemptions</u>)	7,034	15	18,659,624	2,653	

04	<u>Institutional grant</u> or <u>scholarship</u> aid (includes fellowships, waivers, and employee exemptions)		6,549	14	6,873,722	1,050	
05	<u>Loans to students</u>		5,470	12	34,722,542	6,348	
05a	Federal loans to students		5,357	11	32,583,658	6,082	5,870
05b	Other loans to students (including private loans)		170	0	2,138,884	12,582	

 You may use the box below to provide additional context for the data you have reported above. Context notes will be posted on the College Navigator website. Therefore, you should write all context notes using proper grammar (e.g., complete sentences with punctuation) and common language that can be easily understood by students and parents (e.g., spell out acronyms).

Non-applicable ▼

Section 1 - Student Financial Aid - Part C - All degree/certificate-seeking undergraduate students

Part C - Enter Student Counts and Financial Aid Award Amounts

Instructions:

In the fields below, report student counts and the total financial aid amount awarded for each student category and financial aid type for the reporting period requested. Enter unduplicated student counts within each aid type (e.g., Federal Pell Grants). However, a student can appear in more than one financial aid program group.

Reporting Reminders:

- Reported values must be consistent with the information from Part A carried forward to this screen.
- Report students awarded Federal Pell Grant enrolled in post-baccalaureate teacher certification or licensure programs, or courses required by a state to obtain certification to teach the state as undergraduate students.
- Report all other students, including students with intellectual disabilities enrolled in a U.S. Department of Education approved comprehensive transition and postsecondary (CTP) program, at the degree/certificate program level assigned by the institution.
- If students are not admitted and enrolled as degree/certificate seeking taking prerequisites (preparatory courses) offered as part of a Title IV eligible program to satisfy entrance requirements for a Title IV eligible program at your institution or another institution, report them as non-degree/non-certificate seeking undergraduates.


For this part, report:

For These Students	The Following Type(s) of Aid	Awarded in This Period
<ul style="list-style-type: none"> • All degree/certificate-seeking undergraduate students enrolled in Fall 2024 for the 2024-25 academic year as defined by the institution 	<ul style="list-style-type: none"> • Grant or scholarship aid from: <ul style="list-style-type: none"> ◦ federal government ◦ state/local government ◦ the institution • Loans to students from: <ul style="list-style-type: none"> ◦ the federal government ◦ other sources, including private or other loans • Do not include: <ul style="list-style-type: none"> ◦ PLUS loans or loans made to anyone other than the student 	<ul style="list-style-type: none"> • Any time during academic year 2024-25
Information from Part A		Fall 2024
All degree/certificate-seeking undergraduate students (This number is carried forward from Part A, Line 03.)		39,486

In the fields below, report the student counts and the total amount of aid awarded for each aid type and student category.

Aid Type		All degree/certificate-seeking undergraduate students from Part A, Line 03				
		CURRENT YEAR DATA				YOUR PRIOR YEAR DATA
		Fall 2024				Fall 2023
		Number of undergraduate students awarded aid	Percentage of undergraduate students awarded aid	Total aid amount awarded to undergraduate students	Average aid amount awarded to undergraduate students	Average aid amount awarded to undergraduate students
		Col. 1	Col. 2	Col. 3	Col. 4	Col. 5
01	Grant or scholarship aid from the federal government, state/local government, the institution, and other sources known to the institution (Do NOT include student loans)	23,600	60	155,799,704	6,602	6,078
01a	Grants or scholarships from the federal government, state/local government, or the institution (Do NOT include student loans)	21,832	55	145,407,888	6,660	
01b	Grant or scholarship aid from other sources known to the institution (Do NOT include student loans)	3,628	9	10,391,816	2,864	
02	Federal grants and scholarship aid	19,590	50	120,041,863	6,128	
02a	Federal Pell Grants	19,585	50	117,956,383	6,023	5,428
02b	Other federal grants and scholarship aid	2,865	7	2,085,480	728	
03	State/local government grant or scholarship aid (includes fellowships, waivers, and employee exemptions)	6,984	18	18,529,329	2,653	

04	<u>Institutional grant</u> or <u>scholarship</u> aid (includes fellowships, waivers, and employee exemptions)		6,504	16	6,836,696	1,051	
05	<u>Loans to students</u>		5,449	14	34,556,519	6,342	
05a	Federal loans to students		5,344	14	32,519,486	6,085	5,870
05b	Other loans to students (including private loans)		162	0	2,037,033	12,574	

 You may use the box below to provide additional context for the data you have reported above. Context notes will be posted on the College Navigator website. Therefore, you should write all context notes using proper grammar (e.g., complete sentences with punctuation) and common language that can be easily understood by students and parents (e.g., spell out acronyms).

Non-applicable ▼

Section 1 - Student Financial Aid - Part D - All non-degree/non-certificate-seeking undergraduate students

Part D - Enter Student Counts and Financial Aid Award Amounts

Instructions:

In the fields below, report student counts and the total financial aid amount awarded for each student category and financial aid type for the reporting period requested. Enter unduplicated student counts within each aid type (e.g., Federal Pell Grants). However, a student can appear in more than one financial aid program group.

Reporting Reminders:

- Reported values must be consistent with the information from Part A carried forward to this screen.
- Report students awarded Federal Pell Grant enrolled in post-baccalaureate teacher certification or licensure programs, or courses required by a state to obtain certification to teach the state as undergraduate students.
- Report all other students, including students with intellectual disabilities enrolled in a U.S. Department of Education approved comprehensive transition and postsecondary (CTP) program, at the degree/certificate program level assigned by the institution.
- If students are not admitted and enrolled as degree/certificate seeking taking prerequisites (preparatory courses) offered as part of a Title IV eligible program to satisfy entrance requirements for a Title IV eligible program at your institution or another institution, report them as non-degree/non-certificate seeking undergraduates.


For this part, report:

For These Students	The Following Type(s) of Aid	Awarded in This Period
<ul style="list-style-type: none"> • All non-degree/non-certificate-seeking undergraduate students enrolled in Fall 2024 for the 2024-25 academic year as defined by the institution 	<ul style="list-style-type: none"> • Grant or scholarship aid from: <ul style="list-style-type: none"> ◦ federal government ◦ state/local government ◦ the institution • Loans to students from: <ul style="list-style-type: none"> ◦ the federal government ◦ other sources, including private or other loans • Do not include: <ul style="list-style-type: none"> ◦ PLUS loans or loans made to anyone other than the student 	<ul style="list-style-type: none"> • Any time during academic year 2024-25
Information from Part A		Fall 2024
All Non-degree/non-certificate-seeking undergraduate students (This number is carried forward from Part A, Line 04.)		7,939

In the fields below, report the student counts and the total amount of aid awarded for each aid type and student category.

Aid Type		All non-degree/non-certificate-seeking undergraduate students from Part A, Line 04				
		CURRENT YEAR DATA				YOUR PRIOR YEAR DATA
		Fall 2024				Fall 2023
		Number of undergraduate students awarded aid	Percentage of undergraduate students awarded aid	Total aid amount awarded to undergraduate students	Average aid amount awarded to undergraduate students	Average aid amount awarded to undergraduate students
		Col. 1	Col. 2	Col. 3	Col. 4	Col. 5
01	Grant or scholarship aid from the federal government, state/local government, the institution, and other sources known to the institution (Do NOT include student loans)	283	4	1,067,192	3,771	4,197
01a	Grants or scholarships from the federal government, state/local government, or the institution (Do NOT include student loans)	240	3	943,930	3,933	
01b	Grant or scholarship aid from other sources known to the institution (Do NOT include student loans)	56	1	123,262	2,201	
02	<u>Federal grants</u> and scholarship aid	191	2	776,609	4,066	
02a	<u>Federal Pell Grants</u>	190	2	769,109	4,048	
02b	<u>Other federal grants</u> and scholarship aid	11	0	7,500	682	
03	<u>State/local government grant</u> or <u>scholarship</u> aid (includes <u>fellowships</u> , waivers, and employee exemptions)	50	1	130,295	2,606	
04	<u>Institutional grant</u> or <u>scholarship</u> aid (includes <u>fellowships</u> , waivers, and employee exemptions)	45	1	37,026	823	

05	<u>Loans to students</u>		21	0	166,023	7,906	
	05a	Federal loans to students	13	0	64,172	4,936	
	05b	Other loans to students (including private loans)	8	0	101,851	12,731	

 You may use the box below to provide additional context for the data you have reported above. Context notes will be posted on the College Navigator website. Therefore, you should write all context notes using proper grammar (e.g., complete sentences with punctuation) and common language that can be easily understood by students and parents (e.g., spell out acronyms).

Non-applicable 

Section 1 - Student Financial Aid - Part E - Full-time, First-time Undergraduate Students

Part E - Enter information about full-time, first-time degree/certificate-seeking undergraduate students.

Instructions:

In the fields below, report student counts and the total financial aid amount awarded for full-time, first-time degree/certificate seeking undergraduates only for each financial aid type. Enter unduplicated student counts within each aid category (e.g., Federal Pell Grants). However, a student can appear in more than one financial aid program group.

Reporting Reminders:

- Reported values must be consistent with the information from Part A carried forward to this screen.
- Report all other students, including students with intellectual disabilities enrolled in a U.S. Department of Education approved comprehensive transition and postsecondary (CTP) program, at the degree/certificate program level assigned by the institution.


For this part, report:

For These Students	The Following Type(s) of Aid	Awarded in This Period
<ul style="list-style-type: none"> • Full-time, first-time degree/certificate-seeking undergraduate students enrolled in Fall 2024 for the 2024-25 academic year as defined by the institution 	<ul style="list-style-type: none"> • Grant or scholarship aid from: <ul style="list-style-type: none"> ◦ federal government ◦ state/local government ◦ the institution • Loans to students from: <ul style="list-style-type: none"> ◦ the federal government ◦ other sources, including private or other loans • Do not include: <ul style="list-style-type: none"> ◦ PLUS loans or loans made to anyone other than the student 	<ul style="list-style-type: none"> • Any time during academic year 2024-25

Information from Part A	Fall 2024
Full-time, first-time degree/certificate-seeking undergraduate students (This number is carried forward from Part A, Line 05)	6,269
(This number is carried forward from Part A, Line 06) <ul style="list-style-type: none"> • Full-time, first-time degree/certificate-seeking undergraduate students awarded: <ul style="list-style-type: none"> ◦ Federal Work Study ◦ Loans to students ◦ Grant or scholarship aid from the federal government, state/local government, or the institution ◦ Other sources known to the institution 	4,858
(This number is carried forward from Part A, Line 07) <ul style="list-style-type: none"> • Full-time, first-time degree/certificate-seeking undergraduate students awarded: <ul style="list-style-type: none"> ◦ Loans to students ◦ Grant or scholarship aid from the federal government, state/local government, or the institution 	4,856

Aid Type		Full-time, first-time undergraduate students from Part A, Line 05				
		CURRENT YEAR DATA				YOUR PRIOR YEAR DATA
		2024-25				2023-24
		Number of FTFT students awarded aid	Percentage of FTFT students awarded aid	Total amount of aid awarded to FTFT students	Average amount of aid awarded to FTFT students	Average amount of aid awarded to FTFT students
		Col. 1	Col. 2	Col. 3	Col. 4	Col. 5
01	Grant or scholarship aid from the federal government, state/local government, the institution, and other sources known to the institution (Do NOT include student loans)	4,663	74	36,313,351	7,788	
01a	Grants or scholarships from the federal government, state/local government, or the institution (Do NOT include student loans)	4,169	67	32,807,876	7,869	8,020
01b	Grant or scholarship aid from other sources known to the institution (Do NOT include student loans)	1,025	16	3,505,475	3,420	
02	<u>Federal grants</u> and scholarship aid	3,741	60	27,295,647	<input checked="" type="checkbox"/> 7,296	6,379
02a	Federal <u>Pell Grants</u>	3,740	60	26,960,397	<input checked="" type="checkbox"/> 7,209	6,351
02b	<u>Other federal grants</u> and scholarship aid	460	7	335,250	729	844

03	State/local government grant or scholarship aid (includes fellowships, waivers, and employee exemptions)		1,442	23	4,182,559	2,901	2,827
04	Institutional grant or scholarship aid (includes fellowships, waivers, and employee exemptions)		1,228	20	1,329,669	<input checked="" type="checkbox"/> 1,083	2,361
05	Loans to students		818	13	4,447,061	5,437	5,090
	05a	Federal loans to students	803	13	4,012,524	4,997	4,814
	05b	Other loans to students (including private loans)	28	0	434,537	<input checked="" type="checkbox"/> 15,519	12,472

 You may use the box below to provide additional context for the data you have reported above. Context notes will be posted on the College Navigator website. Therefore, you should write all context notes using proper grammar (e.g., complete sentences with punctuation) and common language that can be easily understood by students and parents (e.g., spell out acronyms).

Non-applicable ▼

Section 1 - Comparison Chart

Summary Data by Student Category and Financial Aid Type

Instructions:

- The SFA Comparison Chart provides a summary of the data reported in Section 1 of the survey. Summary data is based on the preloaded data and information reported on the previous screens in this section for all undergraduate students and full-time, first-time degree/certificate-seeking undergraduate students.
 - Values displayed for All undergraduate students, All degree/certificate seeking undergraduate students, and All non-degree/non-certificate seeking undergraduate students should match the values reported in Section 1, Part B;
 - Values displayed for Full-time, First-time degree/certificate seeking undergraduate students should match the values reported in Section 1, Part C; and
 - NCES calculated values for the student count and total amount of aid awarded for All other degree/certificate seeking undergraduate students should be the difference between the values reported for All undergraduate students and Full-time, first-time degree/certificate seeking undergraduate students.
- If values displayed do not match your institution's calculations, please correct the numbers reported before moving forward to complete Section 2 of the SFA Survey.
- Data for all degree/certificate seeking undergraduate students and full-time, first-time degree/certificate undergraduate students are published on College Navigator.

Note:

- Data for the 'all other degree/certificate undergraduate' students and all non-degree/non-certificate undergraduate students will appear in the IPEDS Data Center for data users, but not in College Navigator.

Student Categories		2024-25	Academic Year 2024-25	Academic Year 2024-25
		Number of students	Federal Pell grants	Federal Student Loans
		Col. 1	Col. 2	Col. 3
01	All undergraduates	47,425		
01a	Number of students awarded aid		19,775	5,357
01b	Percentage awarded aid		42	11
01c	Total amount of aid awarded		118,725,492	32,583,658
01d	Average amount of aid awarded		6,004	6,082
02	All degree/certificate seeking undergraduate students	39,486		
02a	Number of students awarded aid		19,585	5,344
02b	Percentage awarded aid		50	14
02c	Total amount of aid awarded		117,956,383	32,519,486
01d	Average amount of aid awarded		6,023	6,085
03	Full-time, first-time degree/certificate seeking undergraduate students	6,269		
03a	Number of students awarded aid		3,740	803
03b	Percentage awarded aid		60	13
03c	Total amount of aid awarded		26,960,397	4,012,524
03d	Average amount of aid awarded		7,209	4,997
04	All other degree/certificate seeking undergraduate students	33,217		
04a	Number of students awarded aid		15,845	4,541
04b	Percentage awarded aid		48	14
04c	Total amount of aid awarded		90,995,986	28,506,962
04d	Average amount of aid awarded		5,743	6,278
05	All non-degree/non-certificate-seeking undergraduate students	7,939		
05a	Number of students awarded aid		190	13
05b	Percentage awarded aid		2	0
05c	Total amount of aid awarded		769,109	64,172
05d	Average amount of aid awarded		4,048	4,936

Institution: Valencia College (138187)

User ID: P1381871

Section 2: Military Servicemembers and Veteran's Benefits - Undergraduate and Graduate Students

Section 2: Screening Question

1. Did your institution participate in the U.S. Department of Veterans Affairs Post-9/11 GI Bill or U.S. Department of Defense Military Tuition Assistance benefit programs during the 2024-25 award period? (You are required to complete Section 2 of the SFA Survey if you answer "Yes" to this screening question.)?

- No
- Yes, please check all programs available to students at your institution.
- U.S. Department of Veterans Affairs Post-9/11 GI Bill
 - U.S. Department of Defense Military Tuition Assistance

Section 2: Military Servicemembers and Veteran's Benefits - Undergraduate and Graduate Students

Section 2: Military Servicemembers and Veteran's Benefits - Undergraduate and Graduate Students

Instructions:

- Report for **Post-9/11 GI Bill Benefits**: July 1, 2024 - June 30, 2025.
- Report for **Department of Defense Tuition Assistance Program**: October 1, 2024 - September 30, 2025
- Information for **ALL programs** offered by the institution.

Reporting Reminders:

- Report student counts and total benefit amounts disbursed known to the institution for the U.S. Department of Veteran's Affairs Post-9/11 GI Bill Program.
- Report student counts and disbursed amounts received and disbursed by the institution for the U.S. Department of Defense Tuition Assistance Program.
- Report unduplicated student counts within a category (e.g., Post-9/11 GI Bill Benefits), however, a student can appear in both categories (i.e., a student can be counted as a Post-9/11 GI Bill Benefits recipient and a Department of Defense Tuition Assistance recipient).
- Student recipients can also include eligible dependents.
- A student may receive benefits at the undergraduate level and the graduate level during award period.
- Consult with your campus certifying official, who may not be in the student financial aid office.
- For Post-9/11 GI Bill Benefits, do not include the institutional or state matching share for aid provided through the Yellow Ribbon Program if your school participated.
- **Do not leave a cell blank.** Enter zero (0) if your institution did not have recipients for the financial assistance program or program level.

U.S. Department of Veterans Affairs Post-9/11 GI-Bill Benefits

Type of benefit/assistance	YOUR CURRENT YEAR DATA			YOUR PRIOR YEAR DATA
	Number of students disbursed benefits/assistance known to the institution	Total dollar amount of benefits/assistance disbursed known to institution	Average dollar amount of benefits/assistance disbursed known to institution	Average dollar amount of benefits/assistance disbursed known to institution
	Col 1	Col 2	Col 3	Col 4
<u>Post-9/11 GI Bill Benefits</u>				
01 Undergraduate students	896	1,888,049	2,107	2,082
03 Total	896	1,888,049	2,107	2,082

U.S. Department of Defense Tuition Assistance Program

Type of benefit/assistance	YOUR CURRENT YEAR DATA			YOUR PRIOR YEAR DATA
	Number of students who received benefits/assistance disbursed through the institution	Total dollar amount of benefits/assistance received and disbursed through the institution	Average dollar amount of benefits/assistance received and disbursed through the institution	Average dollar amount of benefits/assistance received and disbursed through the institution
	Col 1	Col 2	Col 3	Col 4
<u>Department of Defense Tuition Assistance Program</u>				
04 Undergraduate students	166	175,930	1,060	2,808
06 Total	166	175,930	1,060	2,808

You may use the box below to provide additional context for the data you have reported above. Context notes will be posted on the College Navigator website. Therefore, you should write all context notes using proper grammar (e.g., complete sentences with punctuation) and common language easily understood by students and parents (e.g., spell out acronyms).

Prepared by

Prepared by

Reporting Reminders:

- The name of the preparer is being collected so that we can follow up with the appropriate person in the event that there are questions concerning the data.
- The Keyholder will be copied on all email correspondence to other preparers.
- The time it took to prepare this component is being collected so that we can continue to improve our estimate of the reporting burden associated with IPEDS.
- Please include in your estimate the time it took for you to review instructions, query and search data sources, complete and review the component, and submit the data through the Data Collection System.
- Thank you for your assistance.

This survey component was prepared by:

<input checked="" type="radio"/>	Keyholder	<input type="radio"/>	SFA Contact	<input type="radio"/>	HR Contact
<input type="radio"/>	Finance Contact	<input type="radio"/>	Other		
Name: <input type="text" value="Daniel Bohorquez"/>					
Email: <input type="text" value="dl-statereporting@valenciacollege.edu"/>					

How many staff from your institution only were involved in the data collection and reporting process of this survey component?

Number of Staff (including yourself)

How many hours did you and others from your institution only spend on each of the steps below when responding to this survey component?
Exclude the hours spent collecting data for state and other reporting purposes.

Staff member	Collecting Data Needed	Revising Data to Match IPEDS Requirements	Entering Data	Revising and Locking Data
Your office	<input type="text" value="40.00"/> hours	<input type="text"/> hours	<input type="text" value="3.00"/> hours	<input type="text"/> hours
Other offices	<input type="text"/> hours	<input type="text"/> hours	<input type="text"/> hours	<input type="text"/> hours

Summary

Student Financial Aid Component Summary

The purpose of this summary is to provide you an opportunity to view some of the data that, when accepted through the IPEDS quality control process, will appear on the [College Navigator](#) website and/or your institution's Data Feedback Report (DFR). In addition, all data reported in IPEDS survey components become publicly available through the [IPEDS Use the Data](#) and appear as aggregated statistics in various Department of Education reports. [College Navigator](#) is updated approximately three months after the data collection period closes and DFRs will be available through the [IPEDS Use the Data](#).

Please review your data for accuracy. If you have questions about the data displayed below or after reviewing the data reported on the survey screens, please contact the IPEDS Help Desk at: 1-877-225-2568 or ipedshelp@rti.org.

GENERAL INFORMATION	
Reporter Type	Academic
Calendar System	Semester
Award Levels Offered	Postsecondary awards, certificates, or diplomas of less than 300 clock hours...
	Postsecondary awards, certificates, or diplomas of 300-899 clock hours...
	Postsecondary awards, certificates, or diplomas of at least 900 clock hours but less than 1,800 clock hours...
	Associate's degree
Levels of Enrollment Offered	Bachelor's degree
	Full-time Undergraduate
	Full-time First-time, degree/certificate-seeking Undergraduate
System	Part-time Undergraduate
	Part-time First-time, degree/certificate-seeking Undergraduate
System	No system

Financial Aid Information Summary				
		2024-25	Academic Year 2024-25	Academic Year 2024-25
		Number of students	Federal Pell grants	Federal Student Loans
01	All undergraduates	47,425		
01a	Number of students awarded aid		19,775	5,357
01b	Percentage awarded aid		42	11
01c	Total amount of aid awarded		118,725,492	32,583,658
01d	Average amount of aid awarded		6,004	6,082
02	All degree/certificate seeking undergraduate students	39,486		
02a	Number of students awarded aid		19,585	5,344
02b	Percentage awarded aid		50	14
02c	Total amount of aid awarded		117,956,383	32,519,486
02d	Average amount of aid awarded		6,023	6,085
03	Full-time, first-time degree/certificate seeking undergraduate students	6,269		
03a	Number of students awarded aid		3,740	803
03b	Percentage awarded aid		60	13
03c	Total amount of aid awarded		26,960,397	4,012,524
03d	Average amount of aid awarded		7,209	4,997
04	All other degree/certificate seeking undergraduate students	33,217		
04a	Number of students awarded aid		15,845	4,541
04b	Percentage awarded aid		48	14
04c	Total amount of aid awarded		90,995,986	28,506,962
04d	Average amount of aid awarded		5,743	6,278
05	All non-degree/non-certificate-seeking undergraduate students	7,939		
05a	Number of students awarded aid		190	13
05b	Percentage awarded aid		2	0
05c	Total amount of aid awarded		769,109	64,172

05d	Average amount of aid awarded		4,048	4,936
-----	-------------------------------	--	-------	-------

Military Service Members and Veteran's Benefits				
Type of benefit/assistance		Number of students receiving benefits/assistance		Total dollar amount of benefits/assistance disbursed through the institution
<u>Post-9/11 GI Bill Benefits</u>				
	Undergraduate students		896	1,888,049
	Graduate students			
	Total		896	1,888,049
<u>Department of Defense Tuition Assistance Program</u>				
	Undergraduate students		166	175,930
	Graduate students			
	Total		166	175,930

Edit Report

Student Financial Aid

Source	Description	Severity	Resolved	Options
Screen: Section 1 - Student Financial Aid - Part E - Full-time, First-time Undergraduate Students				
Screen Entry	The average amount of this type of aid awarded to FTFT Undergraduate students is outside the expected range of between 1,679 and 3,043 when compared with the prior year value. Please check the number of students and the total amount of aid awarded to these students, and correct or explain the discrepant values. (Error #7147)	Explanation	Yes	
Reason	New Prosper and free college initiatives. These funds are scholarships. Overall increase in Institutional Grants and Scholarships funds available and paid.			
Screen Entry	The average amount of this type of aid awarded to FTFT Undergraduate students is outside the expected range of between 5,669 and 7,033 when compared with the prior year value. Please check the number of students and the total amount of aid awarded to these students, and correct or explain the discrepant values. (Error #7147)	Explanation	Yes	
Reason	New Prosper, free-college initiatives. In order to participate, FAFSA completion is mandatory for potential recipients. A greater number of applicants applied for a FAFSA, creating more students qualifying for a Pell Grant in comparison to prior years, thereby, increasing the total amount of Pell to be factored in for average. In addition, SAI replaced EFC, intention was to increase Pell awards for applicants. This is also reflected in this number.			
Screen Entry	The average amount of this type of aid awarded to FTFT Undergraduate students is outside the expected range of between 5,697 and 7,061 when compared with the prior year value. Please check the number of students and the total amount of aid awarded to these students, and correct or explain the discrepant values. (Error #7147)	Explanation	Yes	
Reason	New Prosper, free-college initiatives. In order to participate, FAFSA completion is mandatory for potential recipients. A greater number of applicants applied for a FAFSA, creating more students qualifying for a Pell Grant in comparison to prior years, thereby, increasing the total amount of Pell to be factored in for average. In addition, SAI replaced EFC, intention was to increase Pell awards for applicants. This is also reflected in this number.			
Screen Entry	The average amount of this type of aid awarded to FTFT Undergraduate students is outside the expected range of between 11,790 and 13,154 when compared with the prior year value. Please check the number of students and the total amount of aid awarded to these students, and correct or explain the discrepant values. (Error #7147)	Explanation	Yes	
Reason	Interest rate has become increasingly more attractive on Private loans in the past. Parent PLUS loans are decreasing for gap funding.			
Screen: Section 2: Military Servicemembers and Veteran's Benefits - Undergraduate and Graduate Students				
Screen Entry	The average aid disbursed is out of range compared to the prior year amount and cannot be explained by a small cohort. Please correct your data or call the Help Desk. (Error #7267)	Fatal	No	