

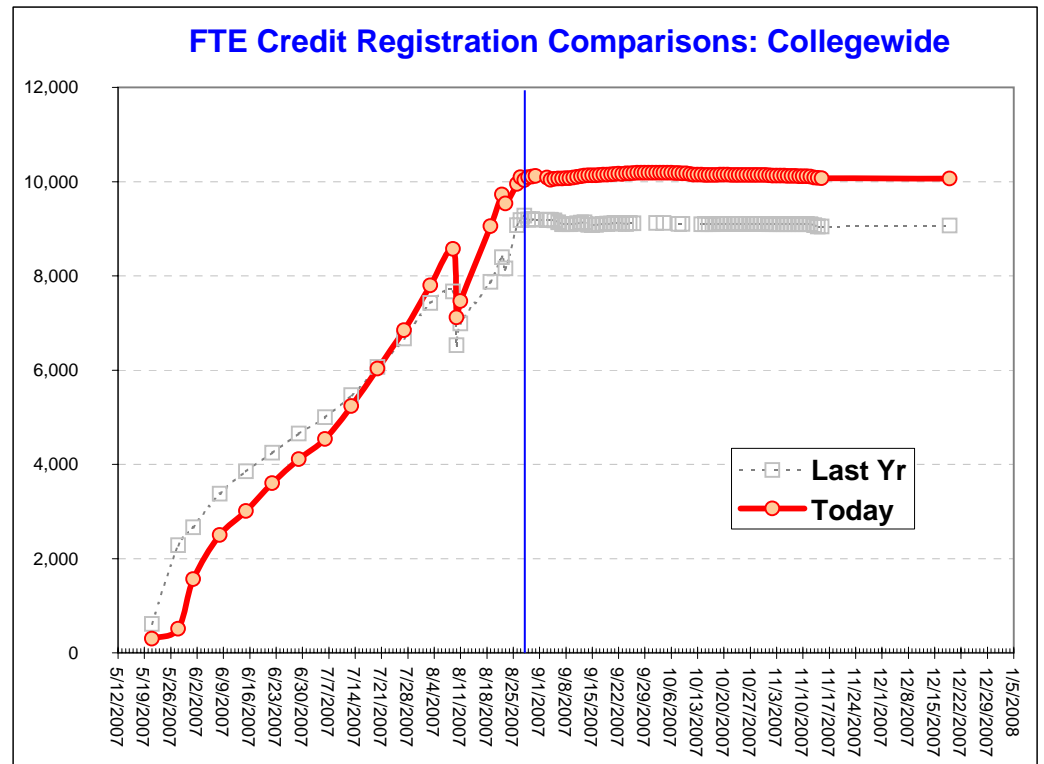
**CREDIT REGISTRATION REPORT FOR 200810**  
**ALL PARTS OF TERM**  
Monday, 11/19/2007  
**FINAL REPORT**

	COLLEGE	WEST	EAST	OSCEOLA	WINTER PARK
<b>HEADCOUNT COMPARISONS</b>					
This Day Last Year 200710	30026	13102	14590	5661	2072
<b>Today</b>	<b>32772</b>	<b>14698</b>	<b>16103</b>	<b>6545</b>	<b>2525</b>
Diff From This Day Last Year 200710 and Today	2746	1596	1513	884	453
Diff From Yesterday's Registration 200810	0	0	0	0	0
<b>Pct Chg vs Last Year (same comparison day)</b>	<b>9.1%</b>	<b>12.2%</b>	<b>10.4%</b>	<b>15.6%</b>	<b>21.9%</b>
<b>End of Registration Headcount One Year Ago 200710</b>	<b>30026</b>	<b>13102</b>	<b>14590</b>	<b>5661</b>	<b>2072</b>
Difference between End of Registration Headcount One Year Ago & Today	2746	1596	1513	884	453
<b>Percent of End of Registration Headcount One Year Ago</b>	<b>109.1%</b>	<b>112.2%</b>	<b>110.4%</b>	<b>115.6%</b>	<b>121.9%</b>
<b>FULL-TIME EQUIVALENT (FTE) COMPARISONS</b>					
This Day Last Year 200710	9044	3341	3917	1432	354
<b>Today</b>	<b>10065</b>	<b>3749</b>	<b>4274</b>	<b>1626</b>	<b>414</b>
Diff From This Day Last Year 200710 and Today	1021	408	357	194	60
Diff From Yesterday's Registration 200810	0	0	0	0	0
<b>Pct Chg vs Last Year (same comparison day)</b>	<b>11.3%</b>	<b>12.2%</b>	<b>9.1%</b>	<b>13.5%</b>	<b>16.9%</b>
<b>End of Registration FTE One Year Ago 200710</b>	<b>9044</b>	<b>3341</b>	<b>3917</b>	<b>1432</b>	<b>354</b>
Difference between End of Registration FTE One Year Ago & Today	<b>1021</b>	<b>408</b>	<b>357</b>	<b>194</b>	<b>60</b>
<b>Percent of End of Registration FTE One Year Ago</b>	<b>111.3%</b>	<b>112.2%</b>	<b>109.1%</b>	<b>113.5%</b>	<b>116.9%</b>
<b>End of Term FTE for 200710</b>	<b>9066.9</b>	<b>3355.5</b>	<b>3922.7</b>	<b>1436</b>	<b>352.7</b>
Difference between End of Term FTE & Today's FTE	998.1	393.5	351.3	190	61.3
<b>Percent of End of Term FTE &amp; Today's FTE</b>	<b>111.0%</b>	<b>111.7%</b>	<b>109.0%</b>	<b>113.2%</b>	<b>117.4%</b>
<b>AVAILABLE SEMESTER HOURS</b>					
Current Year Potential	351419	130795	150201	55948	14310
Current Year Actual	301913	112426	128205	48791	12431
<b>Current Year Pct Utilized</b>	<b>86</b>	<b>86</b>	<b>85</b>	<b>87</b>	<b>87</b>
This Day Last Year Potential	326827	122392	143168	48044	13223
This Day Last Year Actual	271349	100245	117531	42968	10605
<b>This Day Last Year Pct Utilized</b>	<b>83</b>	<b>82</b>	<b>82</b>	<b>89</b>	<b>80</b>
Diff from Day Last Yr Potential	25702	8403	7633	7904	1762
Diff from Day Last Yr Actual	30975	12181	10800	5823	2171
Diff from Day Last Yr Pct Chg Potential	8	7	5	16	14
Diff from Day Last Yr Pct Chg Actual	11	12	9	14	21

**200810 Credit Registration Report**  
**Trend Analysis - Collegewide**

Activity	Date	FTE Comparisons			
		Last Yr	Today	Change	Pct.
Day 1	5/21/2007	614	301	-313	-51.0%
Weekly update	5/28/2007	2,281	507	-1,774	-77.8%
Open registration	6/1/2007	2,662	1,561	-1,101	-41.4%
Weekly update	6/8/2007	3,376	2,502	-874	-25.9%
Weekly update	6/15/2007	3,850	3,008	-842	-21.9%
Weekly update	6/22/2007	4,247	3,597	-650	-15.3%
Weekly update	6/29/2007	4,651	4,106	-545	-11.7%
Weekly update	7/6/2007	4,998	4,539	-459	-9.2%
Weekly update	7/13/2007	5,465	5,235	-230	-4.2%
Weekly update	7/20/2007	6,065	6,030	-35	-0.6%
Weekly update	7/27/2007	6,667	6,845	178	2.7%
Weekly update	8/3/2007	7,425	7,793	368	5.0%
One day prior to deletion	8/9/2007	7,664	8,572	908	11.8%
Deletion for non-payment	8/10/2007	6,527	7,117	590	9.0%
One day after deletion	8/11/2007	6,990	7,461	471	6.7%
Weekly update	8/19/2007	7,870	9,053	1,183	15.0%
One day prior to 2nd deletion	8/22/2007	8,393	9,724	1,331	15.9%
2nd Deletion for non-payment	8/23/2007	8,153	9,535	1,382	17.0%
One day after 2nd deletion	8/26/2007	9,074	9,950	876	9.7%
Assisted registration begins	8/27/2007	9,179	10,089	910	9.9%
Assisted registration continues	8/28/2007	9,276	10,031	755	8.1%
Assisted registration continues	8/29/2007	9,198	10,094	896	9.7%
Assisted registration continues	8/30/2007	9,200	10,107	907	9.9%
Assisted registration continues	8/31/2007	9,191	10,122	931	10.1%
Assisted registration continues	9/3/2007	9,188	10,084	896	9.8%
Assisted registration continues	9/4/2007	9,188	10,038	850	9.3%
Flex Start registration continues	9/5/2007	9,176	10,059	883	9.6%
Flex Start registration continues	9/6/2007	9,134	10,065	931	10.2%
Flex Start registration continues	9/7/2007	9,090	10,067	977	10.7%
Flex Start registration continues	9/8/2007	9,090	10,072	982	10.8%
Flex Start registration continues	9/9/2007	9,093	10,074	981	10.8%
Flex Start registration continues	9/10/2007	9,103	10,088	985	10.8%
Flex Start registration continues	9/11/2007	9,115	10,099	984	10.8%
Flex Start registration continues	9/12/2007	9,126	10,113	987	10.8%
Flex Start registration continues	9/13/2007	9,131	10,124	993	10.9%
Flex Start registration continues	9/14/2007	9,077	10,130	1,053	11.6%
Flex Start registration continues	9/15/2007	9,078	10,131	1,053	11.6%
Flex Start registration continues	9/16/2007	9,079	10,132	1,053	11.6%
Flex Start registration continues	9/17/2007	9,093	10,137	1,044	11.5%
Flex Start registration continues	9/18/2007	9,097	10,143	1,046	11.5%
Flex Start registration continues	9/19/2007	9,106	10,149	1,043	11.5%
Flex Start registration continues	9/20/2007	9,110	10,156	1,046	11.5%
Flex Start registration continues	9/21/2007	9,114	10,160	1,046	11.5%
Flex Start registration continues	9/22/2007	9,116	10,163	1,047	11.5%
Flex Start registration continues	9/23/2007	9,117	10,162	1,045	11.5%
Flex Start registration continues	9/24/2007	9,103	10,170	1,067	11.7%
Flex Start registration continues	9/25/2007	9,111	10,176	1,065	11.7%

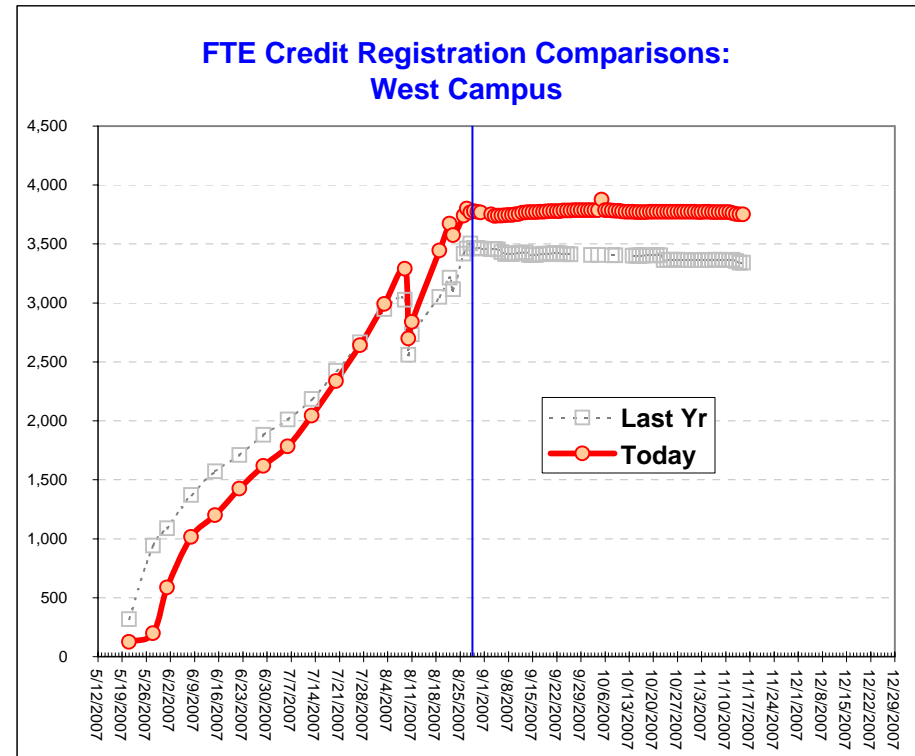
Flex Start registration continues	9/26/2007	9,115	10,178	1,063	11.7%
Flex Start registration continues	9/27/2007		10,185	10,185	#DIV/0!
Flex Start registration continues	9/28/2007		10,190	10,190	#DIV/0!
Flex Start registration continues	9/29/2007		10,190	10,190	#DIV/0!
Flex Start registration continues	9/30/2007		10,190	10,190	#DIV/0!
Flex Start registration continues	10/1/2007		10,190	10,190	#DIV/0!
Flex Start registration continues	10/2/2007	9,121	10,188	1,067	11.7%
Flex Start registration continues	10/3/2007		10,188	10,188	#DIV/0!
Flex Start registration continues	10/4/2007	9,121	10,187	1,066	11.7%
Flex Start registration continues	10/5/2007		10,185	10,185	#DIV/0!
Flex Start registration continues	10/6/2007		10,184	10,184	#DIV/0!
Flex Start registration continues	10/7/2007		10,182	10,182	#DIV/0!
Flex Start registration continues	10/8/2007	9,097	10,178	1,081	11.9%
Flex Start registration continues	10/9/2007	9,097	10,174	1,077	11.8%
Flex Start registration continues	10/10/2007		10,170	10,170	#DIV/0!
Flex Start registration continues	10/11/2007		10,157	10,157	#DIV/0!
Flex Start registration continues	10/12/2007		10,148	10,148	#DIV/0!
Flex Start registration continues	10/13/2007		10,147	10,147	#DIV/0!
Flex Start registration continues	10/14/2007	9,093	10,148	1,055	11.6%
Flex Start registration continues	10/15/2007	9,094	10,142	1,048	11.5%
Flex Start registration continues	10/16/2007	9,095	10,140	1,045	11.5%
Flex Start registration continues	10/17/2007	9,096	10,141	1,045	11.5%
Flex Start registration continues	10/18/2007	9,098	10,142	1,044	11.5%
Flex Start registration continues	10/19/2007	9,098	10,143	1,045	11.5%
Flex Start registration continues	10/20/2007	9,098	10,144	1,046	11.5%
Flex Start registration continues	10/21/2007	9,098	10,143	1,045	11.5%
Flex Start registration continues	10/22/2007	9,098	10,142	1,044	11.5%
Flex Start registration continues	10/23/2007	9,099	10,141	1,042	11.5%
Flex Start registration continues	10/24/2007	9,099	10,139	1,040	11.4%
Flex Start registration continues	10/25/2007	9,099	10,139	1,040	11.4%
Flex Start registration continues	10/26/2007	9,100	10,139	1,039	11.4%
Flex Start registration continues	10/27/2007	9,100	10,139	1,039	11.4%
Flex Start registration continues	10/28/2007	9,100	10,138	1,038	11.4%
Flex Start registration continues	10/29/2007	9,100	10,136	1,036	11.4%
Flex Start registration continues	10/30/2007	9,100	10,136	1,036	11.4%
Flex Start registration continues	10/31/2007	9,100	10,136	1,036	11.4%
Flex Start registration continues	11/1/2007	9,090	10,132	1,042	11.5%
Flex Start registration continues	11/2/2007	9,091	10,126	1,035	11.4%
Flex Start registration continues	11/3/2007	9,091	10,126	1,035	11.4%
Flex Start registration continues	11/4/2007	9,091	10,127	1,036	11.4%
Flex Start registration continues	11/5/2007	9,092	10,127	1,035	11.4%
Flex Start registration continues	11/6/2007	9,093	10,118	1,025	11.3%
Flex Start registration continues	11/7/2007	9,093	10,118	1,025	11.3%
Flex Start registration continues	11/8/2007	9,093	10,118	1,025	11.3%
Flex Start registration continues	11/9/2007	9,093	10,114	1,021	11.2%
Flex Start registration continues	11/10/2007	9,092	10,114	1,022	11.2%
Flex Start registration continues	11/11/2007	9,092	10,114	1,022	11.2%
Flex Start registration continues	11/12/2007	9,092	10,102	1,010	11.1%
Flex Start registration continues	11/13/2007	9,073	10,083	1,010	11.1%
Flex Start registration continues	11/14/2007	9,044	10,077	1,033	11.4%
End of Registration, 11/16/2006	11/15/2007	9,044	10,073	1,029	11.4%
End of Term FTE for 200710	12/19/2007	9,067	10,065	998	11.0%



**200810 Credit Registration Report  
Trend Analysis - West Campus**

Activity	Date	FTE Comparisons			
		Last Yr	Today	Change	Pct.
Day 1	5/21/2007	318	126	-192	-60.4%
Weekly update	5/28/2007	941	197	-744	-79.1%
Open registration	6/1/2007	1,088	587	-501	-46.0%
Weekly update	6/8/2007	1,371	1,015	-356	-26.0%
Weekly update	6/15/2007	1,571	1,200	-371	-23.6%
Weekly update	6/22/2007	1,710	1,424	-286	-16.7%
Weekly update	6/29/2007	1,880	1,618	-262	-13.9%
Weekly update	7/6/2007	2,010	1,783	-227	-11.3%
Weekly update	7/13/2007	2,184	2,043	-141	-6.5%
Weekly update	7/20/2007	2,423	2,336	-87	-3.6%
Weekly update	7/27/2007	2,665	2,640	-25	-0.9%
Weekly update	8/3/2007	2,948	2,991	43	1.5%
One day prior to deletion	8/9/2007	3,027	3,289	262	8.7%
Deletion for non-payment	8/10/2007	2,560	2,698	138	5.4%
One day after deletion	8/11/2007	2,732	2,840	108	4.0%
Weekly update	8/19/2007	3,052	3,443	391	12.8%
One day prior to 2nd deletion	8/22/2007	3,213	3,673	460	14.3%
2nd Deletion for non-payment	8/23/2007	3,117	3,574	457	14.7%
One day after 2nd deletion	8/26/2007	3,416	3,741	325	9.5%
Assisted registration begins	8/27/2007	3,460	3,799	339	9.8%
Assisted registration continues	8/28/2007	3,503	3,767	264	7.5%
Assisted registration continues	8/29/2007	3,467	3,778	311	9.0%
Assisted registration continues	8/30/2007	3,462	3,772	310	9.0%
Assisted registration continues	8/31/2007	3,461	3,767	306	8.8%
Assisted registration continues	9/3/2007	3,457	3,752	295	8.5%
Assisted registration continues	9/4/2007	3,457	3,736	279	8.1%
Flex Start registration continues	9/5/2007	3,452	3,740	288	8.3%
Flex Start registration continues	9/6/2007	3,431	3,740	309	9.0%
Flex Start registration continues	9/7/2007	3,414	3,744	330	9.7%
Flex Start registration continues	9/8/2007	3,414	3,745	331	9.7%
Flex Start registration continues	9/9/2007	3,415	3,746	331	9.7%
Flex Start registration continues	9/10/2007	3,419	3,750	331	9.7%
Flex Start registration continues	9/11/2007	3,422	3,754	332	9.7%
Flex Start registration continues	9/12/2007	3,426	3,764	338	9.9%
Flex Start registration continues	9/13/2007	3,427	3,767	340	9.9%
Flex Start registration continues	9/14/2007	3,406	3,770	364	10.7%
Flex Start registration continues	9/15/2007	3,407	3,771	364	10.7%
Flex Start registration continues	9/16/2007	3,407	3,771	364	10.7%
Flex Start registration continues	9/17/2007	3,412	3,772	360	10.6%
Flex Start registration continues	9/18/2007	3,414	3,773	359	10.5%
Flex Start registration continues	9/19/2007	3,416	3,776	360	10.5%
Flex Start registration continues	9/20/2007	3,417	3,777	360	10.5%
Flex Start registration continues	9/21/2007	3,419	3,778	359	10.5%
Flex Start registration continues	9/22/2007	3,419	3,779	360	10.5%
Flex Start registration continues	9/23/2007	3,419	3,779	360	10.5%
Flex Start registration continues	9/24/2007	3,411	3,783	372	10.9%
Flex Start registration continues	9/25/2007	3,413	3,784	371	10.9%

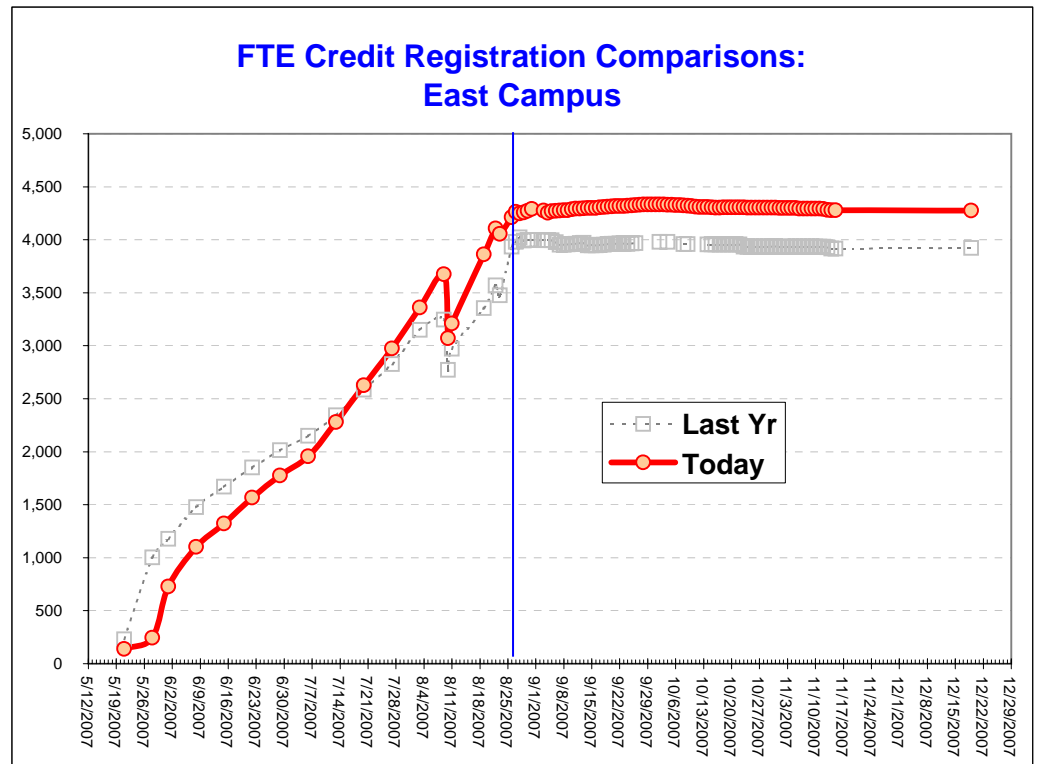
Flex Start registration continues	9/26/2007	3,412	3,784	372	10.9%
Flex Start registration continues	9/27/2007		3,785	3,785	#DIV/0!
Flex Start registration continues	9/28/2007		3,787	3,787	#DIV/0!
Flex Start registration continues	9/29/2007		3,787	3,787	#DIV/0!
Flex Start registration continues	9/30/2007		3,787	3,787	#DIV/0!
Flex Start registration continues	10/1/2007		3,787	3,787	#DIV/0!
Flex Start registration continues	10/2/2007	3,406	3,787	381	11.2%
Flex Start registration continues	10/3/2007		3,786	3,786	#DIV/0!
Flex Start registration continues	10/4/2007	3,406	3,787	381	11.2%
Flex Start registration continues	10/5/2007		3,876	3,876	#DIV/0!
Flex Start registration continues	10/6/2007		3,786	3,786	#DIV/0!
Flex Start registration continues	10/7/2007		3,786	3,786	#DIV/0!
Flex Start registration continues	10/8/2007	3,404	3,784	380	11.2%
Flex Start registration continues	10/9/2007	3,404	3,782	378	11.1%
Flex Start registration continues	10/10/2007		3,782	3,782	#DIV/0!
Flex Start registration continues	10/11/2007		3,776	3,776	#DIV/0!
Flex Start registration continues	10/12/2007		3,772	3,772	#DIV/0!
Flex Start registration continues	10/13/2007		3,772	3,772	#DIV/0!
Flex Start registration continues	10/14/2007	3,401	3,772	371	10.9%
Flex Start registration continues	10/15/2007	3,401	3,770	369	10.8%
Flex Start registration continues	10/16/2007	3,402	3,770	368	10.8%
Flex Start registration continues	10/17/2007	3,402	3,771	369	10.8%
Flex Start registration continues	10/18/2007	3,403	3,771	368	10.8%
Flex Start registration continues	10/19/2007	3,403	3,772	369	10.8%
Flex Start registration continues	10/20/2007	3,403	3,772	369	10.8%
Flex Start registration continues	10/21/2007	3,403	3,772	369	10.8%
Flex Start registration continues	10/22/2007	3,403	3,773	370	10.9%
Flex Start registration continues	10/23/2007	3,364	3,773	409	12.2%
Flex Start registration continues	10/24/2007	3,364	3,773	409	12.2%
Flex Start registration continues	10/25/2007	3,365	3,773	408	12.1%
Flex Start registration continues	10/26/2007	3,365	3,773	408	12.1%
Flex Start registration continues	10/27/2007	3,365	3,773	408	12.1%
Flex Start registration continues	10/28/2007	3,364	3,773	409	12.2%
Flex Start registration continues	10/29/2007	3,364	3,772	408	12.1%
Flex Start registration continues	10/30/2007	3,364	3,772	408	12.1%
Flex Start registration continues	10/31/2007	3,364	3,772	408	12.1%
Flex Start registration continues	11/1/2007	3,364	3,772	408	12.1%
Flex Start registration continues	11/2/2007	3,364	3,771	407	12.1%
Flex Start registration continues	11/3/2007	3,364	3,771	407	12.1%
Flex Start registration continues	11/4/2007	3,364	3,772	408	12.1%
Flex Start registration continues	11/5/2007	3,364	3,772	408	12.1%
Flex Start registration continues	11/6/2007	3,364	3,770	406	12.1%
Flex Start registration continues	11/7/2007	3,365	3,770	405	12.0%
Flex Start registration continues	11/8/2007	3,365	3,770	405	12.0%
Flex Start registration continues	11/9/2007	3,364	3,769	405	12.0%
Flex Start registration continues	11/10/2007	3,364	3,769	405	12.0%
Flex Start registration continues	11/11/2007	3,364	3,769	405	12.0%
Flex Start registration continues	11/12/2007	3,365	3,763	398	11.8%
Flex Start registration continues	11/13/2007	3,355	3,753	398	11.9%
Flex Start registration continues	11/14/2007	3,341	3,751	410	12.3%
End of Registration, 11/15/2006	11/15/2007	3,341	3,751	410	12.3%
End of Term FTE for 200710	12/19/2007	3,356	3,749	393	11.7%



**200810 Credit Registration Report  
Trend Analysis - East Campus**

Activity	Date	FTE Comparisons			
		Last Yr	Today	Change	Pct.
Day 1	5/21/2007	228	139	-89	-39.0%
Weekly update	5/28/2007	1,001	244	-757	-75.6%
Open registration	6/1/2007	1,177	728	-449	-38.1%
Weekly update	6/8/2007	1,477	1,102	-375	-25.4%
Weekly update	6/15/2007	1,669	1,322	-347	-20.8%
Weekly update	6/22/2007	1,852	1,566	-286	-15.4%
Weekly update	6/29/2007	2,014	1,776	-238	-11.8%
Weekly update	7/6/2007	2,151	1,957	-194	-9.0%
Weekly update	7/13/2007	2,343	2,279	-64	-2.7%
Weekly update	7/20/2007	2,585	2,627	42	1.6%
Weekly update	7/27/2007	2,827	2,973	146	5.2%
Weekly update	8/3/2007	3,148	3,360	212	6.7%
One day prior to deletion	8/9/2007	3,246	3,675	429	13.2%
Deletion for non-payment	8/10/2007	2,773	3,070	297	10.7%
One day after deletion	8/11/2007	2,972	3,211	239	8.0%
Weekly update	8/19/2007	3,354	3,861	507	15.1%
One day prior to 2nd deletion	8/22/2007	3,569	4,107	538	15.1%
2nd Deletion for non-payment	8/23/2007	3,475	4,056	581	16.7%
One day after 2nd deletion	8/26/2007	3,934	4,212	278	7.1%
Assisted registration begins	8/27/2007	3,979	4,262	283	7.1%
Assisted registration continues	8/28/2007	4,021	4,247	226	5.6%
Assisted registration continues	8/29/2007	3,993	4,258	265	6.6%
Assisted registration continues	8/30/2007	3,999	4,273	274	6.9%
Assisted registration continues	8/31/2007	3,999	4,289	290	7.3%
Assisted registration continues	9/3/2007	3,996	4,274	278	7.0%
Assisted registration continues	9/4/2007	3,996	4,255	259	6.5%
Flex Start registration continues	9/5/2007	3,996	4,269	273	6.8%
Flex Start registration continues	9/6/2007	3,976	4,273	297	7.5%
Flex Start registration continues	9/7/2007	3,953	4,275	322	8.1%
Flex Start registration continues	9/8/2007	3,953	4,277	324	8.2%
Flex Start registration continues	9/9/2007	3,955	4,278	323	8.2%
Flex Start registration continues	9/10/2007	3,958	4,286	328	8.3%
Flex Start registration continues	9/11/2007	3,962	4,292	330	8.3%
Flex Start registration continues	9/12/2007	3,968	4,294	326	8.2%
Flex Start registration continues	9/13/2007	3,970	4,298	328	8.3%
Flex Start registration continues	9/14/2007	3,945	4,300	355	9.0%
Flex Start registration continues	9/15/2007	3,946	4,300	354	9.0%
Flex Start registration continues	9/16/2007	3,947	4,301	354	9.0%
Flex Start registration continues	9/17/2007	3,952	4,305	353	8.9%
Flex Start registration continues	9/18/2007	3,953	4,309	356	9.0%
Flex Start registration continues	9/19/2007	3,957	4,311	354	8.9%
Flex Start registration continues	9/20/2007	3,960	4,314	354	8.9%
Flex Start registration continues	9/21/2007	3,962	4,317	355	9.0%
Flex Start registration continues	9/22/2007	3,963	4,318	355	9.0%
Flex Start registration continues	9/23/2007	3,963	4,318	355	9.0%
Flex Start registration continues	9/24/2007	3,961	4,321	360	9.1%
Flex Start registration continues	9/25/2007	3,964	4,325	361	9.1%

Flex Start registration continues	9/26/2007	3,968	4,327	359	9.0%
Flex Start registration continues	9/27/2007		4,331	4,331	#DIV/0!
Flex Start registration continues	9/28/2007		4,333	4,333	#DIV/0!
Flex Start registration continues	9/29/2007		4,333	4,333	#DIV/0!
Flex Start registration continues	9/30/2007		4,333	4,333	#DIV/0!
Flex Start registration continues	10/1/2007		4,333	4,333	#DIV/0!
Flex Start registration continues	10/2/2007	3,978	4,332	354	8.9%
Flex Start registration continues	10/3/2007		4,332	4,332	#DIV/0!
Flex Start registration continues	10/4/2007	3,978	4,330	352	8.8%
Flex Start registration continues	10/5/2007		4,329	4,329	#DIV/0!
Flex Start registration continues	10/6/2007		4,328	4,328	#DIV/0!
Flex Start registration continues	10/7/2007		4,327	4,327	#DIV/0!
Flex Start registration continues	10/8/2007	3,957	4,325	368	9.3%
Flex Start registration continues	10/9/2007	3,957	4,322	365	9.2%
Flex Start registration continues	10/10/2007		4,319	4,319	#DIV/0!
Flex Start registration continues	10/11/2007		4,313	4,313	#DIV/0!
Flex Start registration continues	10/12/2007		4,309	4,309	#DIV/0!
Flex Start registration continues	10/13/2007		4,308	4,308	#DIV/0!
Flex Start registration continues	10/14/2007	3,954	4,309	355	9.0%
Flex Start registration continues	10/15/2007	3,954	4,305	351	8.9%
Flex Start registration continues	10/16/2007	3,954	4,303	349	8.8%
Flex Start registration continues	10/17/2007	3,954	4,304	350	8.9%
Flex Start registration continues	10/18/2007	3,955	4,305	350	8.8%
Flex Start registration continues	10/19/2007	3,955	4,305	350	8.8%
Flex Start registration continues	10/20/2007	3,955	4,305	350	8.8%
Flex Start registration continues	10/21/2007	3,955	4,305	350	8.8%
Flex Start registration continues	10/22/2007	3,954	4,305	351	8.9%
Flex Start registration continues	10/23/2007	3,935	4,305	370	9.4%
Flex Start registration continues	10/24/2007	3,935	4,304	369	9.4%
Flex Start registration continues	10/25/2007	3,934	4,304	370	9.4%
Flex Start registration continues	10/26/2007	3,935	4,304	369	9.4%
Flex Start registration continues	10/27/2007	3,935	4,304	369	9.4%
Flex Start registration continues	10/28/2007	3,935	4,303	368	9.4%
Flex Start registration continues	10/29/2007	3,935	4,303	368	9.4%
Flex Start registration continues	10/30/2007	3,935	4,303	368	9.4%
Flex Start registration continues	10/31/2007	3,936	4,303	367	9.3%
Flex Start registration continues	11/1/2007	3,932	4,301	369	9.4%
Flex Start registration continues	11/2/2007	3,934	4,299	365	9.3%
Flex Start registration continues	11/3/2007	3,934	4,299	365	9.3%
Flex Start registration continues	11/4/2007	3,934	4,299	365	9.3%
Flex Start registration continues	11/5/2007	3,934	4,299	365	9.3%
Flex Start registration continues	11/6/2007	3,934	4,294	360	9.2%
Flex Start registration continues	11/7/2007	3,933	4,294	361	9.2%
Flex Start registration continues	11/8/2007	3,934	4,294	360	9.2%
Flex Start registration continues	11/9/2007	3,933	4,292	359	9.1%
Flex Start registration continues	11/10/2007	3,934	4,292	358	9.1%
Flex Start registration continues	11/11/2007	3,934	4,292	358	9.1%
Flex Start registration continues	11/12/2007	3,934	4,289	355	9.0%
Flex Start registration continues	11/13/2007	3,927	4,281	354	9.0%
Flex Start registration continues	11/14/2007	3,916	4,279	363	9.3%
End of Registration, 11/16/2006	11/15/2007	3,917	4,277	360	9.2%
End of Term FTE for 200710	12/19/2007	3,923	4,274	351	8.9%

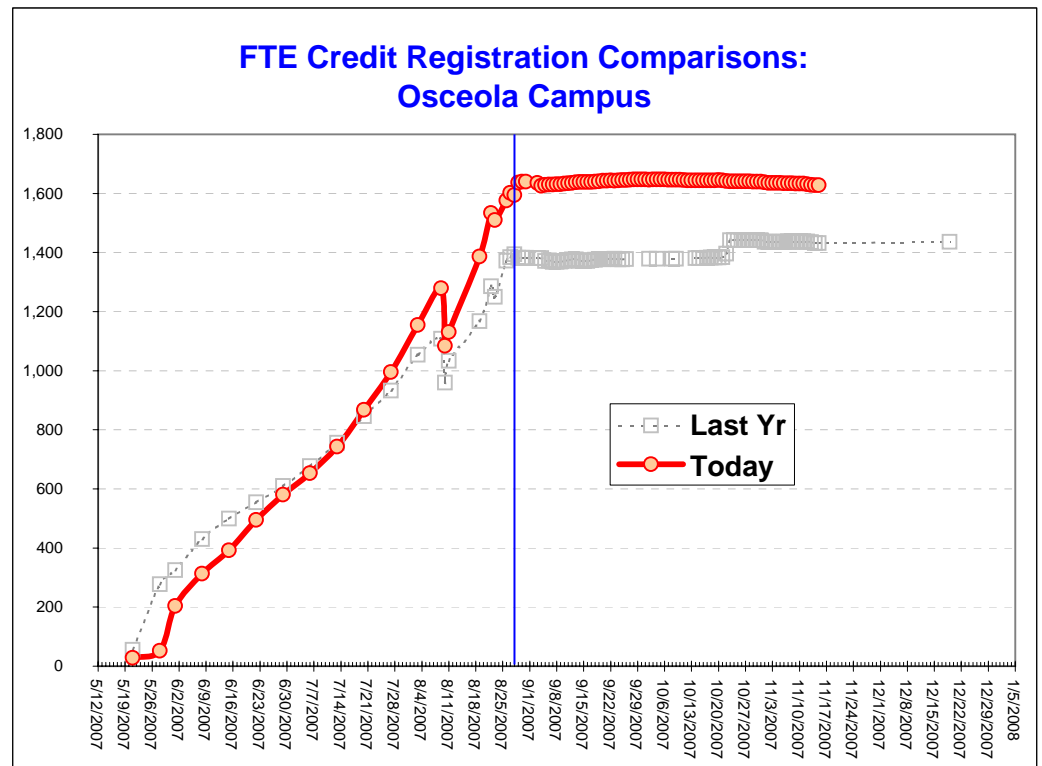


**200810 Credit Registration Report  
Trend Analysis - Osceola Campus**

Activity	Date	FTE Comparisons			
		Last Yr	Today	Change	Pct.
Day 1	5/21/2007	55	28	-27	-49.1%
Weekly update	5/28/2007	277	52	-225	-81.2%
Open registration	6/1/2007	325	204	-121	-37.2%
Weekly update	6/8/2007	430	313	-117	-27.2%
Weekly update	6/15/2007	499	392	-107	-21.4%
Weekly update	6/22/2007	554	495	-59	-10.6%
Weekly update	6/29/2007	610	581	-29	-4.8%
Weekly update	7/6/2007	677	653	-24	-3.5%
Weekly update	7/13/2007	756	743	-13	-1.7%
Weekly update	7/20/2007	846	867	21	2.5%
Weekly update	7/27/2007	933	995	62	6.6%
Weekly update	8/3/2007	1,054	1,154	100	9.5%
One day prior to deletion	8/9/2007	1,108	1,279	171	15.4%
Deletion for non-payment	8/10/2007	960	1,084	124	12.9%
One day after deletion	8/11/2007	1,033	1,131	98	9.5%
Weekly update	8/19/2007	1,168	1,386	218	18.7%
One day prior to 2nd deletion	8/22/2007	1,286	1,534	248	19.3%
2nd Deletion for non-payment	8/23/2007	1,250	1,510	260	20.8%
One day after 2nd deletion	8/26/2007	1,372	1,576	204	14.9%
Assisted registration begins	8/27/2007	1,384	1,602	218	15.8%
Assisted registration continues	8/28/2007	1,394	1,594	200	14.3%
Assisted registration continues	8/29/2007	1,382	1,636	254	18.4%
Assisted registration continues	8/30/2007	1,382	1,640	258	18.7%
Assisted registration continues	8/31/2007	1,382	1,640	258	18.7%
Assisted registration continues	9/3/2007	1,381	1,635	254	18.4%
Assisted registration continues	9/4/2007	1,381	1,626	245	17.7%
Flex Start registration continues	9/5/2007	1,371	1,629	258	18.8%
Flex Start registration continues	9/6/2007	1,373	1,630	257	18.7%
Flex Start registration continues	9/7/2007	1,368	1,630	262	19.2%
Flex Start registration continues	9/8/2007	1,369	1,631	262	19.1%
Flex Start registration continues	9/9/2007	1,369	1,631	262	19.1%
Flex Start registration continues	9/10/2007	1,371	1,633	262	19.1%
Flex Start registration continues	9/11/2007	1,374	1,634	260	18.9%
Flex Start registration continues	9/12/2007	1,376	1,635	259	18.8%
Flex Start registration continues	9/13/2007	1,377	1,638	261	19.0%
Flex Start registration continues	9/14/2007	1,371	1,639	268	19.5%
Flex Start registration continues	9/15/2007	1,371	1,639	268	19.5%
Flex Start registration continues	9/16/2007	1,371	1,639	268	19.5%
Flex Start registration continues	9/17/2007	1,374	1,639	265	19.3%
Flex Start registration continues	9/18/2007	1,375	1,640	265	19.3%
Flex Start registration continues	9/19/2007	1,378	1,641	263	19.1%
Flex Start registration continues	9/20/2007	1,377	1,643	266	19.3%
Flex Start registration continues	9/21/2007	1,378	1,643	265	19.2%
Flex Start registration continues	9/22/2007	1,378	1,644	266	19.3%
Flex Start registration continues	9/23/2007	1,379	1,643	264	19.1%
Flex Start registration continues	9/24/2007	1,376	1,644	268	19.5%
Flex Start registration continues	9/25/2007	1,377	1,645	268	19.5%



Flex Start registration continues	9/26/2007	1,378	1,645	267	19.4%
Flex Start registration continues	9/27/2007		1,646	1,646	#DIV/0!
Flex Start registration continues	9/28/2007		1,647	1,647	#DIV/0!
Flex Start registration continues	9/29/2007		1,647	1,647	#DIV/0!
Flex Start registration continues	9/30/2007		1,647	1,647	#DIV/0!
Flex Start registration continues	10/1/2007		1,647	1,647	#DIV/0!
Flex Start registration continues	10/2/2007	1,379	1,646	267	19.4%
Flex Start registration continues	10/3/2007		1,647	1,647	#DIV/0!
Flex Start registration continues	10/4/2007	1,379	1,647	268	19.4%
Flex Start registration continues	10/5/2007		1,647	1,647	#DIV/0!
Flex Start registration continues	10/6/2007		1,647	1,647	#DIV/0!
Flex Start registration continues	10/7/2007		1,646	1,646	#DIV/0!
Flex Start registration continues	10/8/2007	1,379	1,646	267	19.4%
Flex Start registration continues	10/9/2007	1,379	1,646	267	19.4%
Flex Start registration continues	10/10/2007		1,646	1,646	#DIV/0!
Flex Start registration continues	10/11/2007		1,645	1,645	#DIV/0!
Flex Start registration continues	10/12/2007		1,644	1,644	#DIV/0!
Flex Start registration continues	10/13/2007		1,644	1,644	#DIV/0!
Flex Start registration continues	10/14/2007	1,381	1,644	263	19.0%
Flex Start registration continues	10/15/2007	1,381	1,644	263	19.0%
Flex Start registration continues	10/16/2007	1,381	1,644	263	19.0%
Flex Start registration continues	10/17/2007	1,382	1,644	262	19.0%
Flex Start registration continues	10/18/2007	1,383	1,644	261	18.9%
Flex Start registration continues	10/19/2007	1,383	1,644	261	18.9%
Flex Start registration continues	10/20/2007	1,383	1,645	262	18.9%
Flex Start registration continues	10/21/2007	1,384	1,644	260	18.8%
Flex Start registration continues	10/22/2007	1,396	1,642	246	17.6%
Flex Start registration continues	10/23/2007	1,442	1,641	199	13.8%
Flex Start registration continues	10/24/2007	1,442	1,641	199	13.8%
Flex Start registration continues	10/25/2007	1,442	1,641	199	13.8%
Flex Start registration continues	10/26/2007	1,442	1,641	199	13.8%
Flex Start registration continues	10/27/2007	1,442	1,641	199	13.8%
Flex Start registration continues	10/28/2007	1,442	1,641	199	13.8%
Flex Start registration continues	10/29/2007	1,442	1,640	198	13.7%
Flex Start registration continues	10/30/2007	1,442	1,640	198	13.7%
Flex Start registration continues	10/31/2007	1,442	1,640	198	13.7%
Flex Start registration continues	11/1/2007	1,436	1,638	202	14.1%
Flex Start registration continues	11/2/2007	1,436	1,635	199	13.9%
Flex Start registration continues	11/3/2007	1,436	1,635	199	13.9%
Flex Start registration continues	11/4/2007	1,436	1,635	199	13.9%
Flex Start registration continues	11/5/2007	1,436	1,635	199	13.9%
Flex Start registration continues	11/6/2007	1,436	1,634	198	13.8%
Flex Start registration continues	11/7/2007	1,437	1,634	197	13.7%
Flex Start registration continues	11/8/2007	1,437	1,634	197	13.7%
Flex Start registration continues	11/9/2007	1,437	1,633	196	13.6%
Flex Start registration continues	11/10/2007	1,437	1,633	196	13.6%
Flex Start registration continues	11/11/2007	1,437	1,633	196	13.6%
Flex Start registration continues	11/12/2007	1,437	1,631	194	13.5%
Flex Start registration continues	11/13/2007	1,435	1,629	194	13.5%
Flex Start registration continues	11/14/2007	1,432	1,628	196	13.7%
End of Registration, 11/16/2006	11/15/2007	1,432	1,628	196	13.7%
End of Term FTE for 200710	12/19/2007	1,436	1,626	190	13.2%



**200810 Credit Registration Report**  
**Trend Analysis - Winter Park Campus**

Activity	Date	FTE Comparisons			
		Last Yr	Today	Change	Pct.
Day 1	5/21/2007	13	8	-5	-38.5%
Weekly update	5/28/2007	61	14	-47	-77.0%
Open registration	6/1/2007	72	42	-30	-41.7%
Weekly update	6/8/2007	97	72	-25	-25.8%
Weekly update	6/15/2007	111	94	-17	-15.3%
Weekly update	6/22/2007	130	112	-18	-13.8%
Weekly update	6/29/2007	146	131	-15	-10.3%
Weekly update	7/6/2007	159	146	-13	-8.2%
Weekly update	7/13/2007	182	170	-12	-6.6%
Weekly update	7/20/2007	211	200	-11	-5.2%
Weekly update	7/27/2007	242	237	-5	-2.1%
Weekly update	8/3/2007	275	288	13	4.7%
One day prior to deletion	8/9/2007	283	329	46	16.3%
Deletion for non-payment	8/10/2007	234	265	31	13.2%
One day after deletion	8/11/2007	253	279	26	10.3%
Weekly update	8/19/2007	295	369	74	25.1%
One day prior to 2nd deletion	8/22/2007	321	410	89	27.7%
2nd Deletion for non-payment	8/23/2007	308	395	87	28.2%
One day after 2nd deletion	8/26/2007	352	421	69	19.6%
Assisted registration begins	8/27/2007	355	426	71	20.0%
Assisted registration continues	8/28/2007	358	423	65	18.2%
Assisted registration continues	8/29/2007	356	422	66	18.5%
Assisted registration continues	8/30/2007	357	422	65	18.2%
Assisted registration continues	8/31/2007	358	422	64	17.9%
Assisted registration continues	9/3/2007	357	419	62	17.4%
Assisted registration continues	9/4/2007	357	415	58	16.2%
Flex Start registration continues	9/5/2007	357	416	59	16.5%
Flex Start registration continues	9/6/2007	354	416	62	17.5%
Flex Start registration continues	9/7/2007	353	417	64	18.1%
Flex Start registration continues	9/8/2007	354	418	64	18.1%
Flex Start registration continues	9/9/2007	354	418	64	18.1%
Flex Start registration continues	9/10/2007	355	418	63	17.7%
Flex Start registration continues	9/11/2007	356	418	62	17.4%
Flex Start registration continues	9/12/2007	356	418	62	17.4%
Flex Start registration continues	9/13/2007	356	419	63	17.7%
Flex Start registration continues	9/14/2007	353	419	66	18.7%
Flex Start registration continues	9/15/2007	354	419	65	18.4%
Flex Start registration continues	9/16/2007	354	419	65	18.4%
Flex Start registration continues	9/17/2007	354	419	65	18.4%
Flex Start registration continues	9/18/2007	354	419	65	18.4%
Flex Start registration continues	9/19/2007	355	419	64	18.0%
Flex Start registration continues	9/20/2007	355	420	65	18.3%
Flex Start registration continues	9/21/2007	355	420	65	18.3%
Flex Start registration continues	9/22/2007	355	420	65	18.3%
Flex Start registration continues	9/23/2007	355	420	65	18.3%
Flex Start registration continues	9/24/2007	355	420	65	18.3%
Flex Start registration continues	9/25/2007	355	420	65	18.3%

Flex Start registration continues	9/26/2007	357	420	63	17.6%
Flex Start registration continues	9/27/2007		421	421	#DIV/0!
Flex Start registration continues	9/28/2007		421	421	#DIV/0!
Flex Start registration continues	9/29/2007		421	421	#DIV/0!
Flex Start registration continues	9/30/2007		421	421	#DIV/0!
Flex Start registration continues	10/1/2007		421	421	#DIV/0!
Flex Start registration continues	10/2/2007	358	421	63	17.6%
Flex Start registration continues	10/3/2007		421	421	#DIV/0!
Flex Start registration continues	10/4/2007	358	421	63	17.6%
Flex Start registration continues	10/5/2007		421	421	#DIV/0!
Flex Start registration continues	10/6/2007		421	421	#DIV/0!
Flex Start registration continues	10/7/2007		421	421	#DIV/0!
Flex Start registration continues	10/8/2007	357	421	64	17.9%
Flex Start registration continues	10/9/2007	357	422	65	18.2%
Flex Start registration continues	10/10/2007		421	421	#DIV/0!
Flex Start registration continues	10/11/2007		421	421	#DIV/0!
Flex Start registration continues	10/12/2007		421	421	#DIV/0!
Flex Start registration continues	10/13/2007		421	421	#DIV/0!
Flex Start registration continues	10/14/2007	357	421	64	17.9%
Flex Start registration continues	10/15/2007	357	421	64	17.9%
Flex Start registration continues	10/16/2007	357	421	64	17.9%
Flex Start registration continues	10/17/2007	357	420	63	17.6%
Flex Start registration continues	10/18/2007	358	420	62	17.3%
Flex Start registration continues	10/19/2007	357	420	63	17.6%
Flex Start registration continues	10/20/2007	358	420	62	17.3%
Flex Start registration continues	10/21/2007	358	420	62	17.3%
Flex Start registration continues	10/22/2007	345	420	75	21.7%
Flex Start registration continues	10/23/2007	359	420	61	17.0%
Flex Start registration continues	10/24/2007	359	419	60	16.7%
Flex Start registration continues	10/25/2007	359	419	60	16.7%
Flex Start registration continues	10/26/2007	359	419	60	16.7%
Flex Start registration continues	10/27/2007	359	419	60	16.7%
Flex Start registration continues	10/28/2007	359	419	60	16.7%
Flex Start registration continues	10/29/2007	358	419	61	17.0%
Flex Start registration continues	10/30/2007	358	419	61	17.0%
Flex Start registration continues	10/31/2007	359	419	60	16.7%
Flex Start registration continues	11/1/2007	358	419	61	17.0%
Flex Start registration continues	11/2/2007	358	419	61	17.0%
Flex Start registration continues	11/3/2007	358	419	61	17.0%
Flex Start registration continues	11/4/2007	358	419	61	17.0%
Flex Start registration continues	11/5/2007	358	419	61	17.0%
Flex Start registration continues	11/6/2007	359	418	59	16.4%
Flex Start registration continues	11/7/2007	359	418	59	16.4%
Flex Start registration continues	11/8/2007	358	418	60	16.8%
Flex Start registration continues	11/9/2007	358	418	60	16.8%
Flex Start registration continues	11/10/2007	358	418	60	16.8%
Flex Start registration continues	11/11/2007	357	418	61	17.1%
Flex Start registration continues	11/12/2007	357	417	60	16.8%
Flex Start registration continues	11/13/2007	356	415	59	16.6%
Flex Start registration continues	11/14/2007	354	415	61	17.2%
End of Registration, 11/16/2006	11/15/2007	354	415	61	17.2%
End of Term FTE for 200710	12/19/2007	353	414	61	17.3%

