

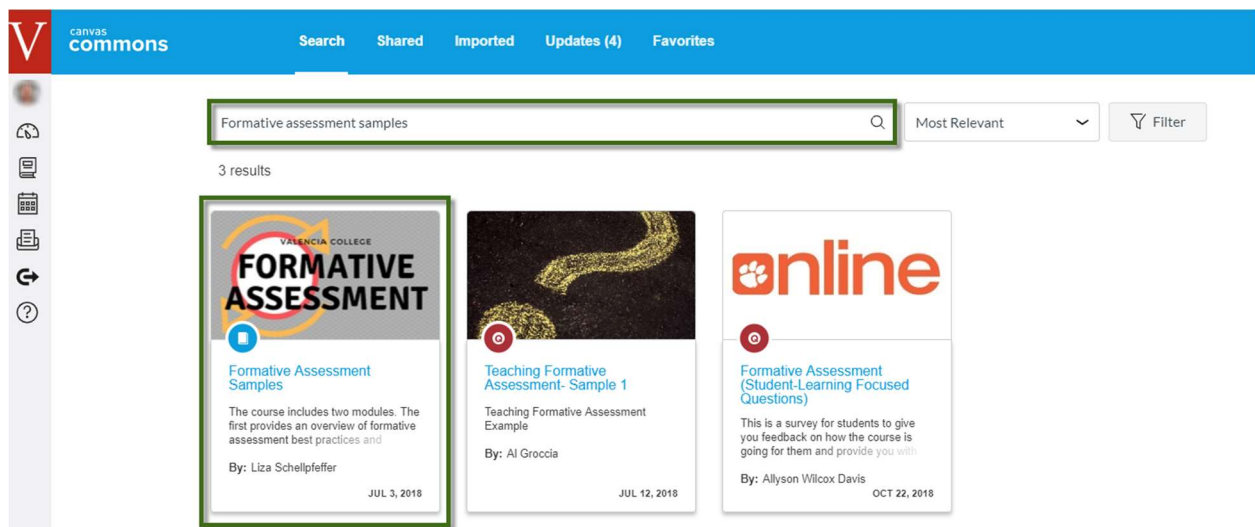


## Accessing Formative Assessment Samples in Canvas Commons

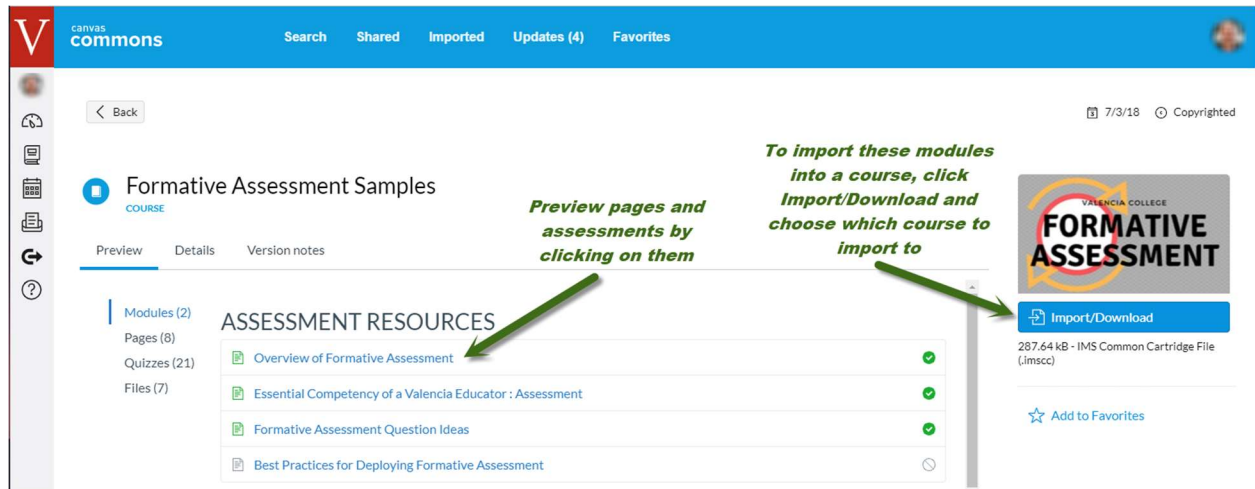
1. Log in to Canvas at <https://online.valenciacollege.edu/>
2. Click on the Commons icon  in the Global Navigation Menu on the left.



3. In the search bar, type "Formative assessment samples" and choose the resource named [Formative Assessment Samples](#).

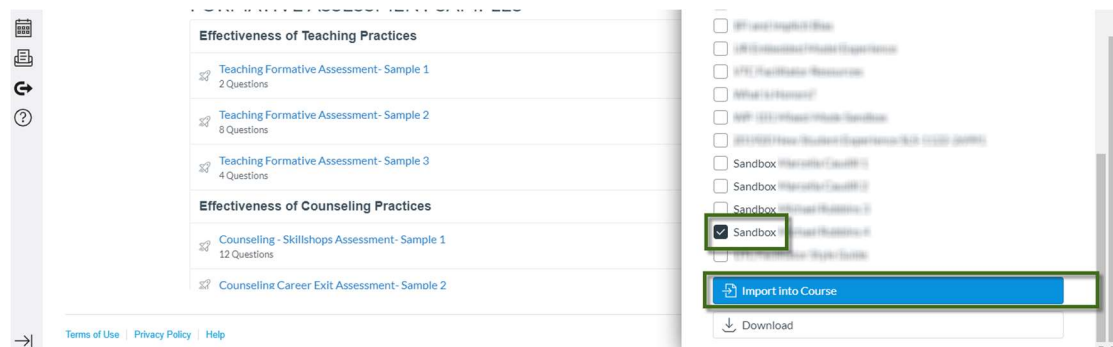


4. Preview the included pages and assessment surveys before importing by clicking on a resource link.

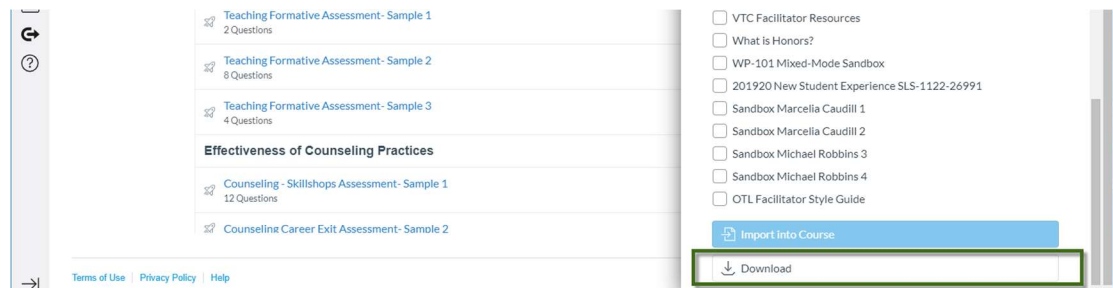


There are two options for bringing the resources into a course:

- a. **Import:** Choose the course that the resources should be imported to and click Import into Course. When imported, all of the resources will transfer over to a course. The resource modules will be added to the course modules. Individual assessment surveys can also be accessed by going to the Quizzes link on Course Navigation Menu on the left.

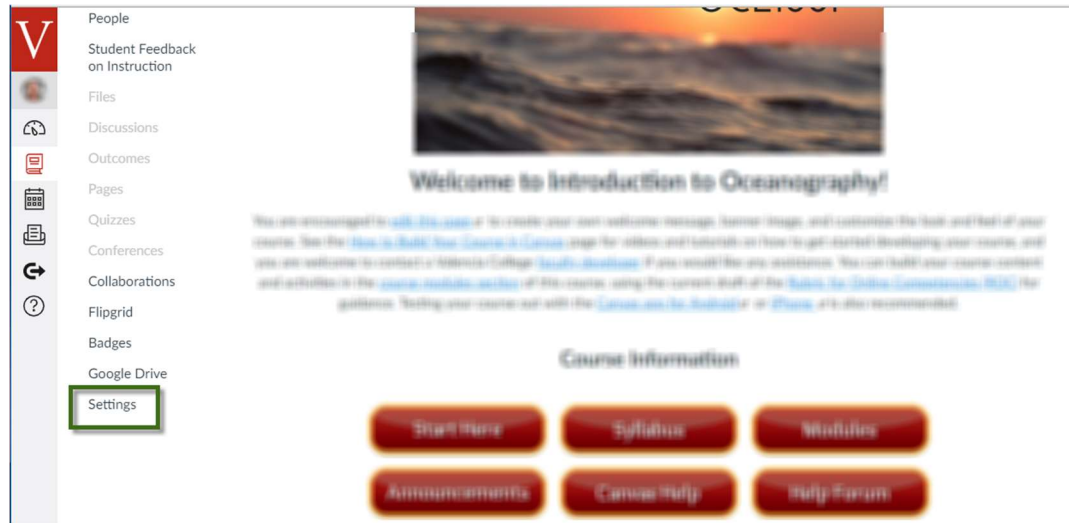


- b. **Download:** The download option gives the ability to only import certain resources from the Formative Assessment Samples. To download, do not choose a course and just click Download. This will download all of the resources as a .zip file.

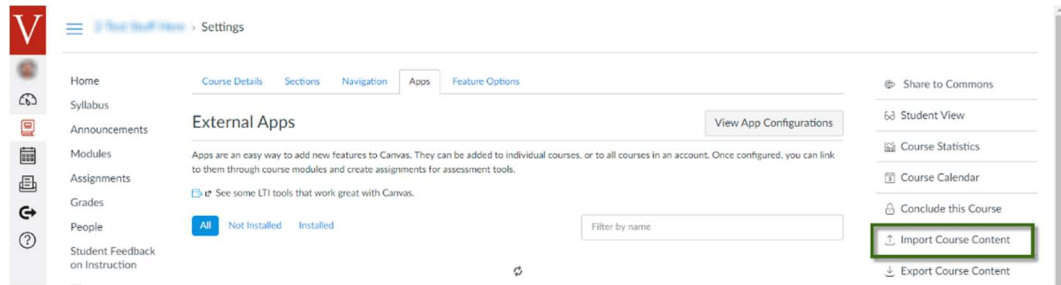


How to import specific resources after download:

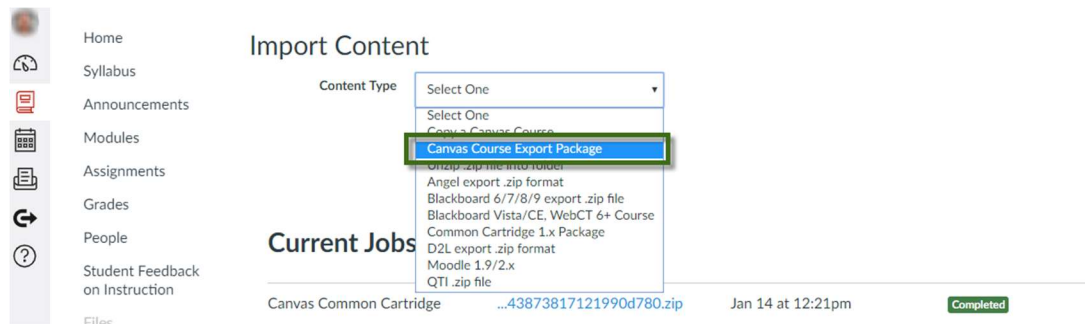
- i. Go to the course that you want to import resources into and click Settings.



- ii. Click Import Course Content



- iii. Click the Content Type dropdown menu and choose Canvas Course Export Package.



- iv. Find the .zip file, choose Select Specific Content, and then click Import.

The 'Import Content' dialog box is shown with several elements highlighted by green boxes and arrows. The 'Content Type' dropdown is set to 'Canvas Course Export Package'. The 'Source' field shows a file named '4ea78460e0a9...990d780.zip' with a 'Choose File' button. Under the 'Content' section, 'Select specific content' is selected with a radio button. The 'Options' section has 'Adjust events and due dates' unchecked. At the bottom, there are 'Cancel' and 'Import' buttons. Green arrows indicate the flow from the file source to the content selection and then to the import button.

- v. After the job loads, click Select Content.

## Current Jobs

Canvas Common Cartridge	...43873817121990d780.zip	Jan 14 at 12:35pm	Waiting for Selection	Select Content
-------------------------	---------------------------	-------------------	-----------------------	----------------

- vi. Select the specific content to bring into the course and then click Select Content.

The 'Select Content' dialog box displays a list of content categories and items. The 'Wiki Pages (8)' category is expanded, and the item 'Overview of Formative Assessment' is selected, indicated by a blue bar and a checked checkbox. Other items in the list include 'Essential Competency of a Valencia Educator : Assessment', 'Qualtrics Surveys- How To Embed', 'Tools for Developing Assessments', 'Best Practices for Deploying Formative Assessment', 'Formative Assessment Question Ideas', 'Valencia College: Formative Assessment Samples', and 'Questions for Effectiveness of Teaching'. At the bottom, there are 'Cancel' and 'Select Content' buttons. A green box highlights the selected item, and a green arrow points to the 'Select Content' button.