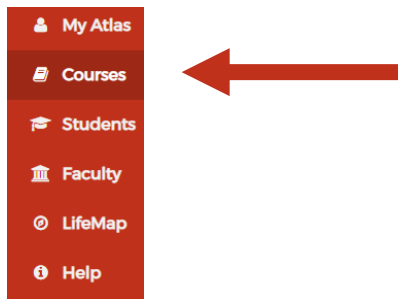


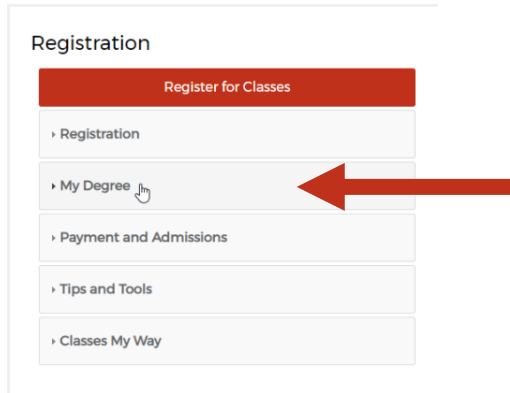
# How to View FCLE Test Scores in Atlas

You will be able to view your scores in Atlas within 2 business days of taking your test.

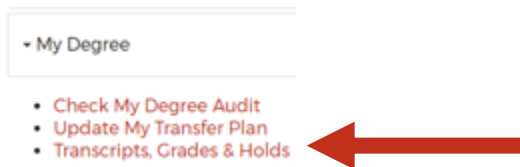
1. Log in to your Atlas Account.
2. Click on the Courses Tab on the left side.



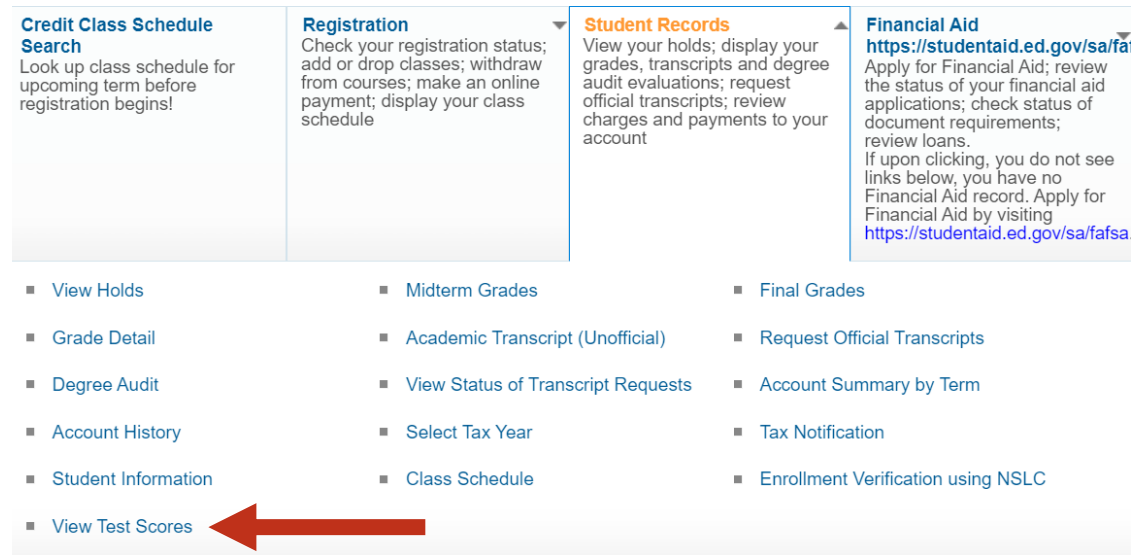
3. Inside the Registration channel on the right-hand side, click “My Degree”.



4. Click on Transcripts, Grades & Holds.



5. Click on View Test Scores



- Once your scores appear, look for “**FCLE Composite Score**”.
- The passing score for graduation is a **FCLE composite score of 48** out of 80 (60%).
- If you have any questions regarding your graduation status and/or civic literacy course requirement, please speak with an [advisor](#).