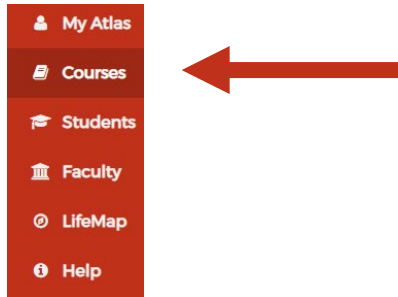


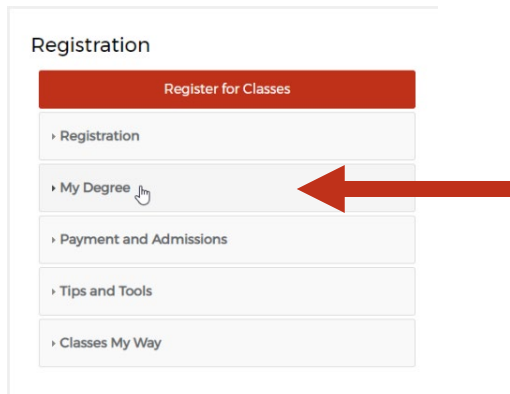
How to View Test Scores in Atlas

Follow these steps to view your scores in Atlas:

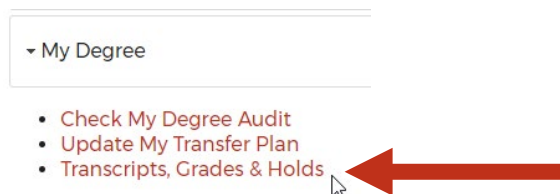
1. Log in to your Atlas Account.
2. Click on the Courses Tab on the left side.



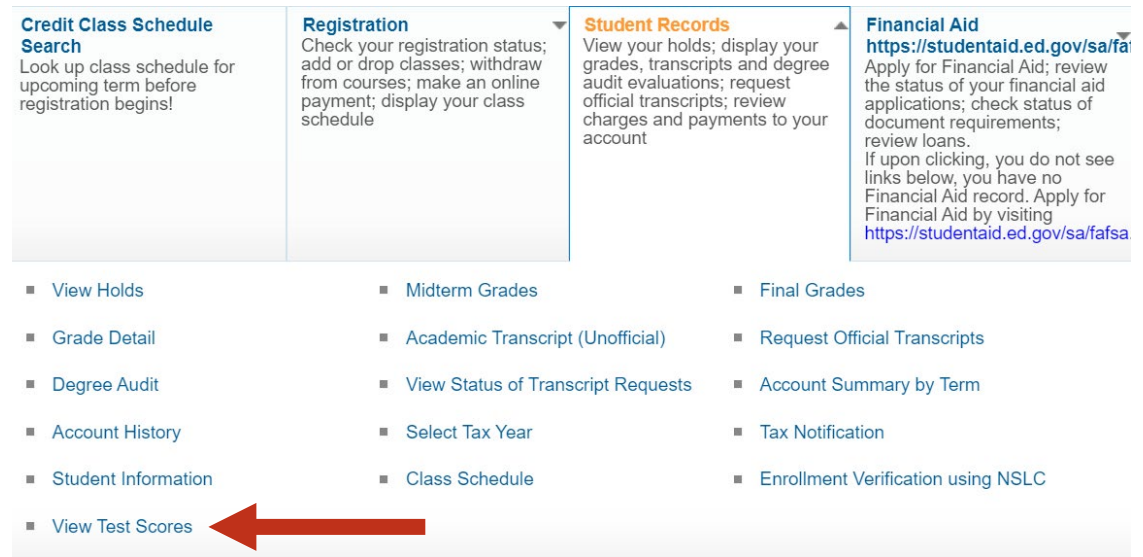
3. Inside the Registration channel on the right-hand side, click “My Degree”.



4. Click on Transcripts, Grades & Holds.



5. Click on View Test Scores



6. Review Valencia’s [Placement Chart](#) to determine your placement based on your scores. (Make sure to use the highest score in each subject)
7. Register for courses according to the instructions provided in Orientation.

**** Enrollment in ENC 1101 requires college-level placement in both Reading and Writing.**

If you have any questions regarding courses based on your test scores, please visit [Virtual Advising](#) to connect with an advisor.