















Report Quick Links

-  Where can I find information on student enrollment?
[Student Characteristics](#)
-  Where can I find course information (including capacity and % filled)?
[Credit Registration – Courses Worksheet](#)
-  Where can I find information on persistence and graduation rates?
[Strategic Indicators](#)
-  How many applications were submitted per term/year?
[Application Yield](#)
-  Where can I find information on dual enrollment students?
[Dual Enrollment](#)
-  Where can I find course enrollment/grades and success rates per term?
[Grade Distribution](#)
-  How could I compare overall course success and course success after taking a selected course prior?
[Subsequent Courses](#)
-  How can I track the Ft/Pt faculty instructional workload by FTE?
[IPR](#)
-  I am conducting annual reviews with my faculty, is there a template that I could use?
[Annual Course Review](#)
-  Where can I find student demographic data?
[Student Characteristics](#)
-  Where can I find data comparing last year's headcount/FTE to the current year?
[Credit Registration – Detail Comparison](#)
-  How many degrees/certificates were awarded per term/year?
[Degrees Confirmed](#)
-  What reports are available in the Data Warehouse or SAS Visual Analytics?
[Report Search](#)
-  How do I download Tableau Reader to view reports?
[Tableau Reader](#)