




# ENABLING NEW USER ANALYTICS

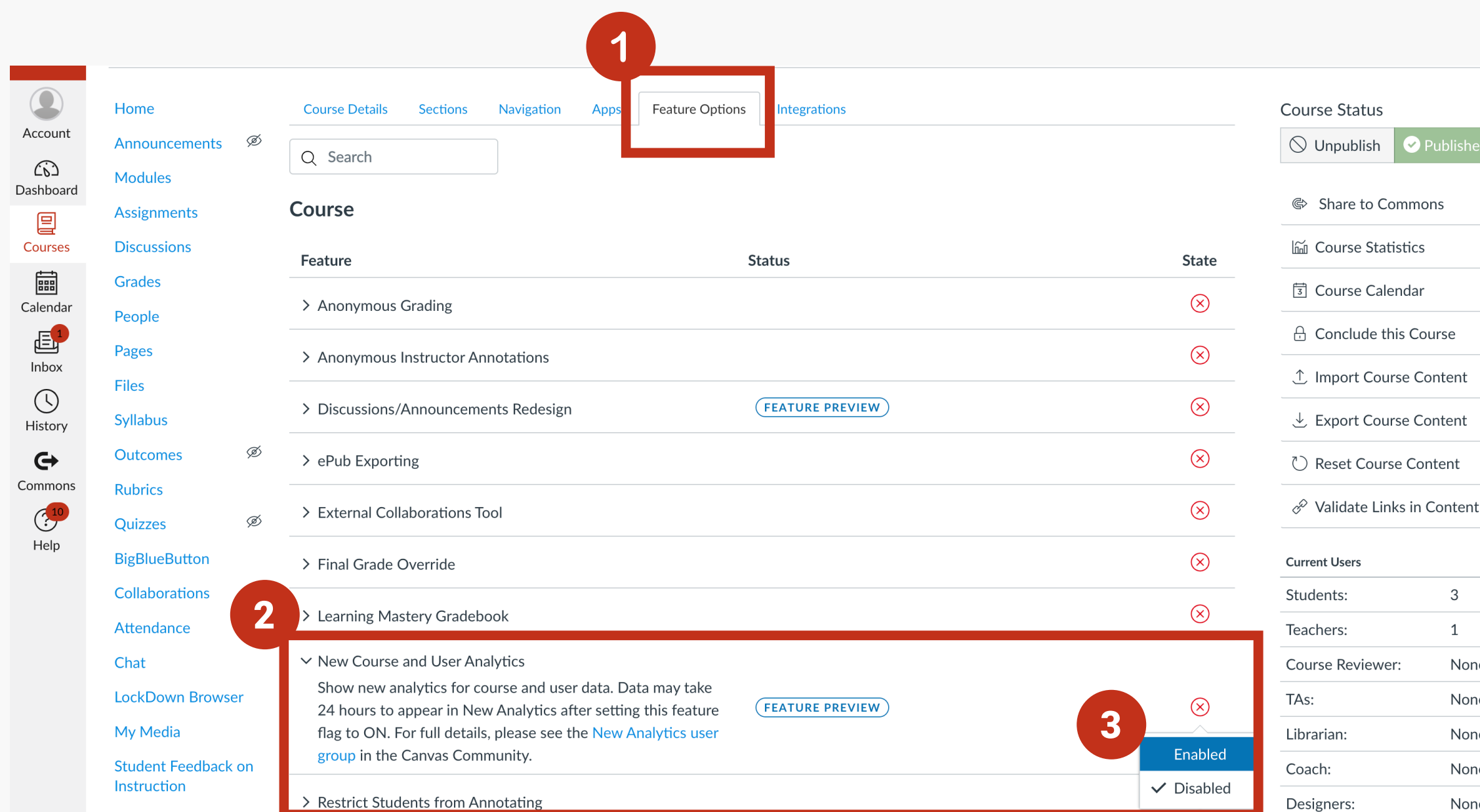
## Tracking Student Engagement in Canvas

VALENCIA COLLEGE



When you enable the New User Analytics feature in Canvas, you will be able to track current student engagement.

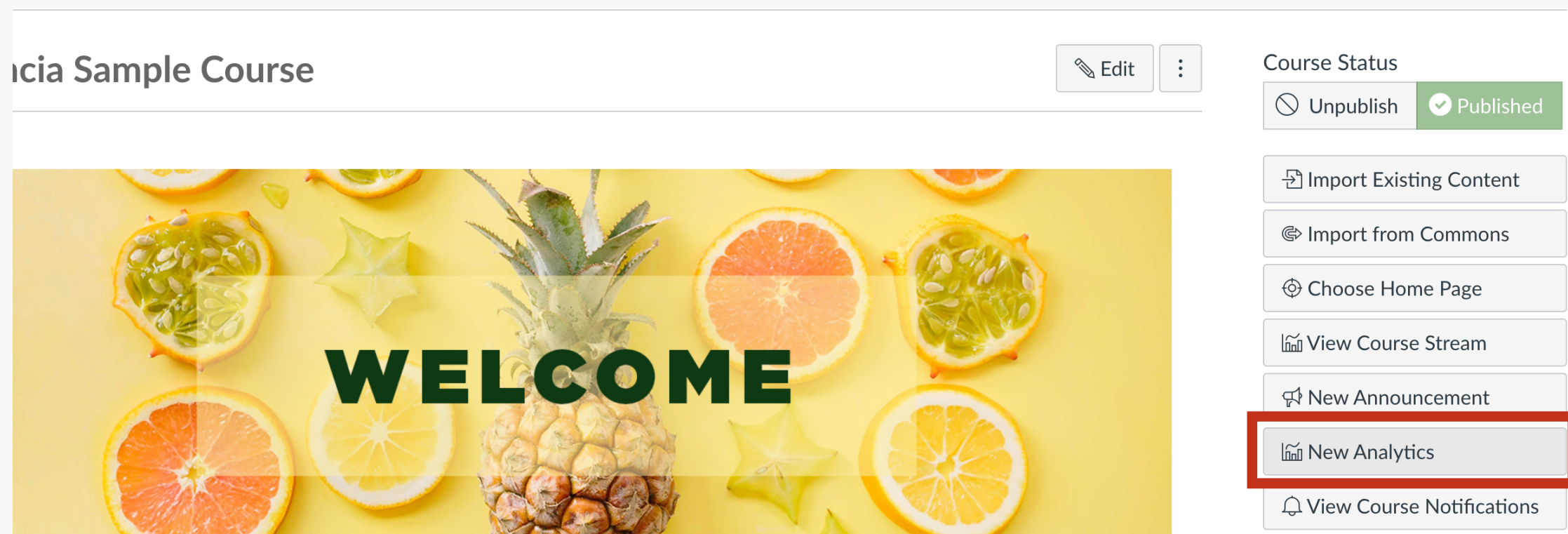
To enable this tool, first click on **Settings** in your Course Navigation Menu.



When in Settings, (1) click on the **Feature Options** tab.

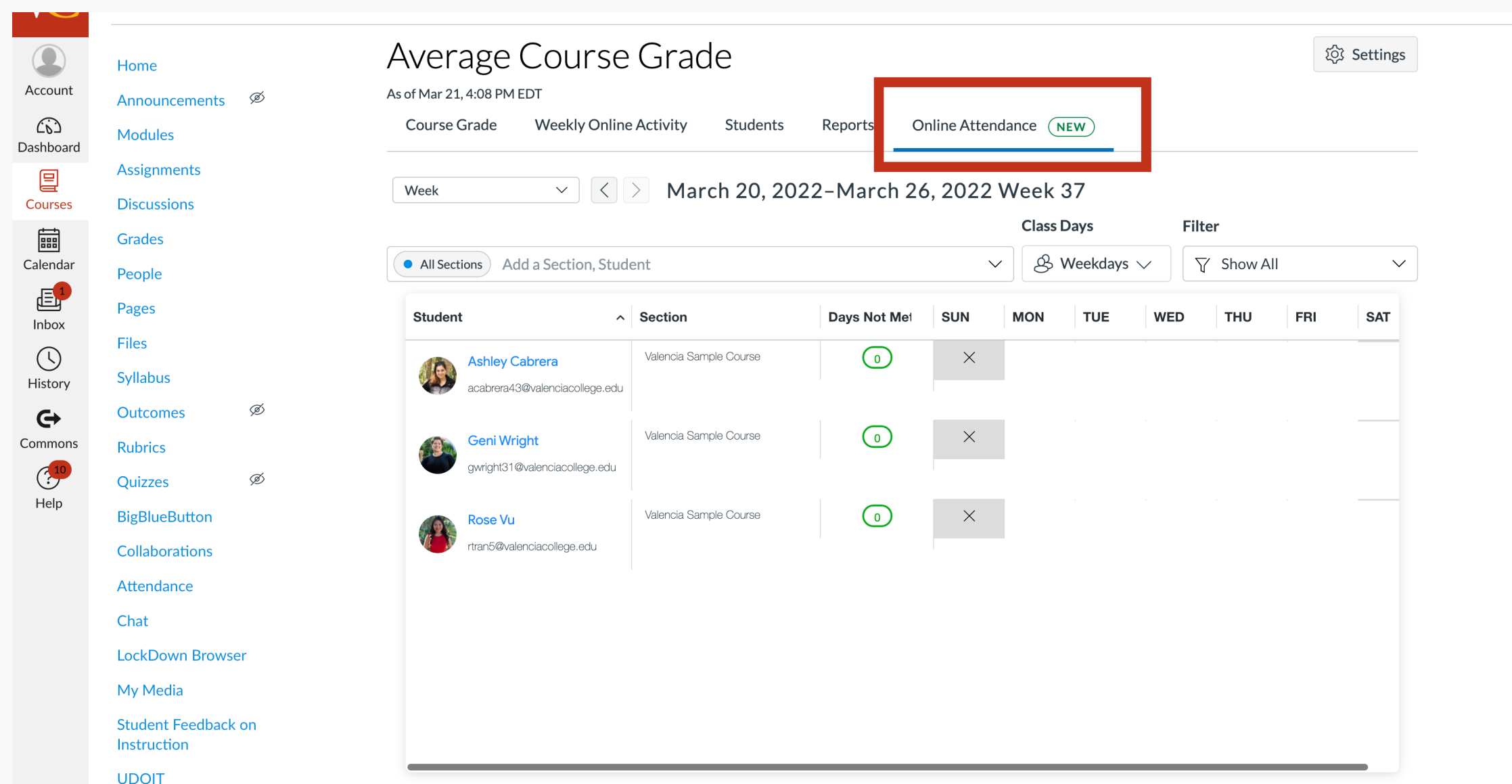
Here you will see a list of features including (2) **New Course and User Analytics**.

(3) Click on the red x for New Course and User Analytics to show the "Enabled/Disabled" options. Click on **Enabled** to turn on this feature. A green checkmark means the feature was enabled successfully.



After enabling New Course and User Analytics, you can view student engagement by going to your Home Page and clicking on the **New Analytics** button on the right-hand side.

**Note:** You may receive a message saying "Course data is being processed. Please come back in 24 hours."



This will take you to a page titled "Average Course Grade".

Click on the **Online Attendance** tab to access the student engagement analytics.

**Note:** This is different from the Canvas attendance tool and does not have an effect on the student gradebook. This feature only measures when the student last engaged with content in your course.

**Average Course Grade**  
As of Mar 21, 4:08 PM EDT

Course Grade Weekly Online Activity Students Reports Online Attendance

Week March 20, 2022–March 26, 2022 Week 37

All Sections Add a Section, Student

Student	Section	Days Not Met	SUN	MON
Ashley Cabrera acabrera43@valenciacollege.edu	Valencia Sample Course	1	⊗	
Geni Wright gwright131@valenciacollege.edu	Valencia Sample Course	1	⊗	
Rose Vu rtran5@valenciacollege.edu	Valencia Sample Course	1	⊗	

**Settings**

**Online Attendance Settings**

Enable Online Attendance Dashboard

**Online Attendance Criteria**  
If a student meets ANY of the criteria selected below, for a given day, that student will be marked as "attended" for the day

Course Access (default)  
Student views a page in course

Posts  
Student posts a new comment to an announcement or a discussion

Assignments  
Student submits an assignment

Conferences  
Student joins a Big Blue Button conference

Pages  
Student creates a page

Quizzes  
Student starts taking a Classic Quiz or submits a Classic Quiz

Save Settings

Before using this new tool, click on the **Settings** button in the upper right hand corner to set which activities will be tracked.

We recommend deselecting "Course Access" and enabling "Posts", "Assignments", and "Quizzes". If you use Big Blue Button in your course, you can also enable "Conferences".

This means every time a student submits a quiz, posts to a discussion, submits an assignment, or joins in a big blue button conference, the tool will mark them as active in the course and engaging with the course. This date can be used for Last Date of Attendance (LDA) purposes.

**Click the Save Settings button to apply the changes before clicking the x to leave the settings.**

Week March 20, 2022–March 26, 2022 Week 37

All Sections Add a Section, Student

Class Days Weekdays

Class Meet Days

Specify which days this class is in session.

SUN MON TUE WED THU FRI SAT

Cancel Done

After you select activities to track, you'll see a list of students and marks for their engagement with the course per day of the week.

To change the days of the week, click on **Class Days** and then select the days you'd like to track engagement. If you have due dates for assignments set up on Sundays, you will want to make sure you include these days in your selection.

We recommend selecting all the days in case your students submit work early.

**Average Course Grade**  
As of Mar 21, 4:08 PM EDT

Course Grade Weekly Online Activity Students Reports **Online Attendance** NEW

Week    March 20, 2022–March 26, 2022 Week 37

Class Days

Filter

- Show All
- Show All
- Criteria Not Met
- Criteria Met

Student	Section	Days Not Met	SUN	MON	TUE	WED	THU	FRI
Ashley Cabrera acabrera43@valenciacollege.edu	Valencia Sample Course	1	⊗					
Geni Wright gwright31@valenciacollege.edu	Valencia Sample Course	1	⊗					
Rose Vu	Valencia Sample Course	1	⊗					

You are also able to (1) view by weeks or days and (2) additionally filter the results by Criteria Met or Criteria Not Met.

**Average Course Grade**  
As of Mar 21, 4:08 PM EDT

Course Grade Weekly Online Activity Students Reports **Online Attendance** NEW

Week    February 27, 2022–March 5, 2022 Week 34

Class Days

Filter

Student	Section	Days Not Met	SUN	MON	TUE	WED	THU	FRI
Austin Gagnon agagnon6@valenciacollege.edu	Sandbox Ashley Cabrera 3	7	⊗	⊗	⊗	⊗	⊗	⊗
Geni Wright gwright31@valenciacollege.edu	Sandbox Ashley Cabrera 3	7	⊗	⊗	⊗	⊗	⊗	⊗
Serafina Rappa srappa@mail.valenciacollege.edu	Sandbox Ashley Cabrera 3	7	⊗	⊗	⊗	⊗	⊗	⊗
Viannie Perez-Hernandez vperezhernandez@valenciacollege.edu	Sandbox Ashley Cabrera 3	6	⊗	●	⊗	⊗	⊗	⊗

An x symbol means the student did not engage with the course on this day in any way specified by the settings you have saved. For instance, they did not complete a quiz, submit an assignment, or post to a discussion on that day.

A green checkmark will appear if a student has participated in any of the trackable activities on that day.