


# career PATHWAYS

ORANGE | OSCEOLA | VALENCIA

## Outcomes 2012-2013

*To find a career to which you are adapted  
by nature, and then to work hard at it, is  
about as near to a formula for success and  
happiness as the world provides.*

*~ Mark Sullivan*



**career**  
PATHWAYS  
ORANGE | OSCEOLA | VALENCIA



**19,232**

**Students Enrolled**

**84,043**

**College Credits Awarded**

**\$5,842,951**

**Saved by Families**

**Earn free credits at Valencia.**

**Because you don't have a money tree.**

[www.valenciacollege.edu/careerpathways](http://www.valenciacollege.edu/careerpathways)

# Career Pathways 2012-2013 Outcomes

## Table of Contents

Orange County Public Schools, The School District of Osceola County, and Valencia College are partners in the Career Pathways program, which offers students the opportunity to focus on technical high school programs that will help train them for high-skill, high wage occupations. While high school students are preparing for careers and postsecondary education, they can begin to earn Valencia college credits by participating in joint assessments developed for many of the programs of study.

The information included in this booklet provides both a summary and details of outcomes for the consortium for the 2012-2013 school year. Topics covered include results for joint assessments and industry certification, Career Pathways students transitioning to Valencia College, the amount in tuition saved by these students, and the degrees they've earned while here. In printed copies, pages of this booklet are color-coded according to the shading used in the headings below.

### Summary and Charts

Executive Summary .....	1
2012-2013 Assessment Results .....	3
Fall 2013 Valencia Enrollment (1995-2013 High School Graduates) .....	4
Fall 2013 Valencia Enrollment (2013 High School Graduates) .....	5
Valencia Degrees Awarded to Career Pathways Students .....	6
Valencia Tuition Saved by Career Pathways Students .....	7

### Detail: Assessment Results

2012-2013 Credits Earned through Career Pathways .....	8
Legend for Career Pathways Program Codes .....	15
2012-2013 Number of Students that Assessed, by Program .....	16
2012-2013 Number of Students that Earned Credit, by Program .....	17

### Detail: Transition to Valencia

Fall 2013 Valencia Enrollment Majors (1995-2013 High School Graduates) .....	18
Fall 2013 Valencia Enrollment Degrees (2013 High School Graduates) .....	20
Valencia Degrees Awarded to Career Pathways Students .....	21
Valencia Tuition Saved by Career Pathways Students .....	22

Please direct questions to:

**Danny E. Garner**  
**Orange County Public Schools**  
 407-317-3200, ext 2877  
 danny.garner@ocps.net  
<http://www.ocps.net>

**Bradley Kibbe**  
**The School District of Osceola**  
 407-518-4580  
 kibbeb@osceola.k12.fl.us  
<http://www.osceola.k12.fl.us>

**Nicole Palmer**  
**Valencia College**  
 407-582-3485  
 npalmer7@valenciacollege.edu  
<http://www.valenciacollege.edu>

# Orange • Osceola • Valencia Career Pathways Consortium

## 2012-2013 Outcomes - Executive Summary

The Career Pathways Outcomes Report reflects a continued strong partnership between Orange County Public Schools, The School District of Osceola County and Valencia College. While enrolled in Career Pathways programs, students are engaging in contextual learning activities and have the opportunity to participate in integrated curriculum projects. As evidenced by the detailed data contained in this booklet, Career Pathways is a viable program that provides career pathways for students and the incentive to continue their education in a postsecondary program.

### Career Clusters and Pathways

Career Pathways are developed for all programs of study available in the consortium and are available on the consortium website <http://www.valenciacollege.edu/careerpathways>.

Opportunities are available for high school students and technical center adults to articulate to the college. Technical center articulation and other transfer articulation are available at <http://valenciacollege.edu/asdegrees/transferagreements.cfm>.

### College Credit through Joint Assessments and Industry Certifications

- 5,633 Career Pathways students took 8,413 assessments, and 4,001 students passed 5,970 assessments. This includes 274 who passed the Microsoft Office Specialist certification exam, and 8 who passed the Autodesk Certified Associate exam.
- The current dollar value of Valencia College credits available to all students who passed an assessment or industry certification exam this year is \$1,346,919 (13,597 credit hours overall at \$99.06 per credit hour).

### Postsecondary Transition -- Valencia College, Fall 2013

- 9,986 Career Pathways high school graduates were enrolled at Valencia during the Fall 2013 semester, which includes high school graduates from 1995 through 2013:
  - 25 (0.25%) are seeking a Bachelor's degree, 5,646 (57%) are seeking an AA degree, 849 (9%) are seeking an AA Pre-Major degree, 3,048 (31%) are seeking an AS or AAS degree, 110 (1%) are seeking a Technical Certificate, 15 (0.15%) are seeking a post-Associate certificate, and 293 (3%) are undeclared.
  - 2,098 of these students graduated from high school in 2013. 1,211 (58%) are seeking an AA Degree, 231 (11%) are seeking an AA Pre-Major Degree, 572 (27%) are seeking an AS or AAS Degree, 6 (0.29%) are seeking a Technical Certificate, and 78 (4%) are undeclared.
  - Of the 2013 graduates, 1,302 (62%) are from Orange County schools, and 751 (36%) are from Osceola County schools. (The remaining 45 were GED recipients or unknown.)

# Orange • Osceola • Valencia Career Pathways Consortium

## 2012-2013 Outcomes - Executive Summary

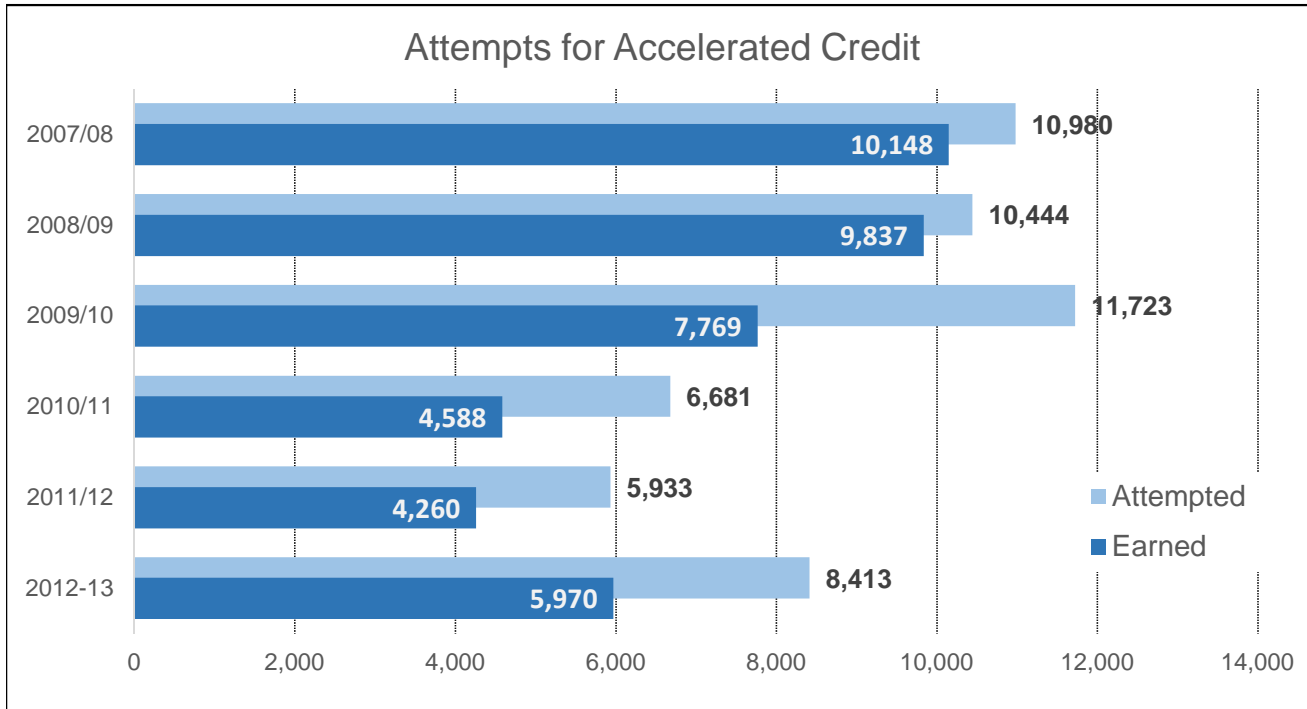
### Postsecondary Transition (*continued*)

- 54,846 high school students have become eligible to receive Valencia College credits by passing assessments in the Career Pathways program (includes students from 1995 to 2013):
  - Students can claim the credits up to 24 months after high school graduation.
  - 19,232 students (35% of the 54,846 eligible) have enrolled at Valencia within this window and were awarded 84,043 credit hours for a combined dollar value of \$5,842,951.
- Valencia retention rate for Career Pathways students after one year: 5,251 (53%) of the Career Pathways students who attended in Fall 2012 were also enrolled in Fall 2013.

### Valencia Graduate Data

- 14,300 Career Pathways students received 19,813 degrees and certificates from Valencia (1995-2013).
  - 10,140 (51%) AA Degrees in General Studies
  - 1,139 (6%) AA Pre-Major Degrees
  - 1,703 (9%) AS Degrees
  - 89 (0.45%) AAS Degrees
  - 5,905 (30%) Technical Certificates
  - 646 (3%) Advanced Technical Diplomas
  - 3 (0.02%) Bachelor's Degrees
  - 188 (0.95%) Vocational Credit Certificates

# 2012-2013 Assessment Results



### Potential Dollar Value of Assessments

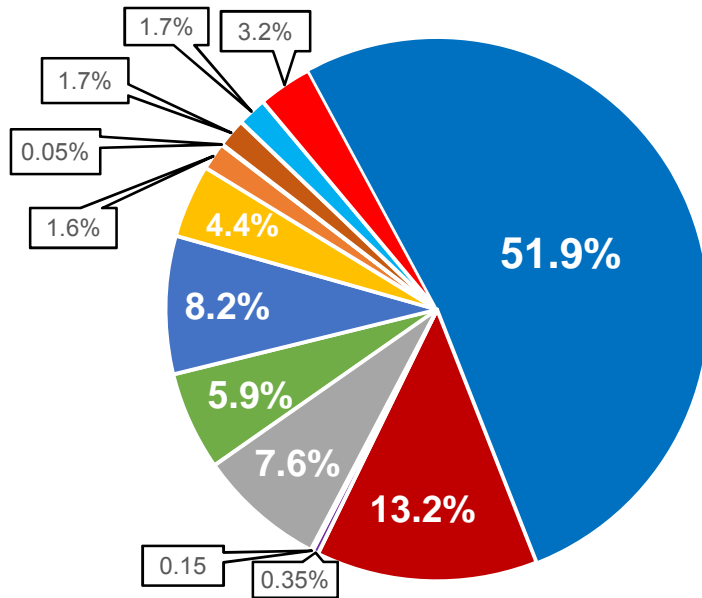
4,001 students passed at least one Career Pathways assessment during the 2012-2013 school year. If they all attend Valencia, they would earn a total of 13,597 credits, saving a dollar value of \$1,346,919 at the Fall 2013 rate of \$99.06 per credit hour.

Over the previous five years, the average number of passing attempts for accelerated credit was 7,320 per year.

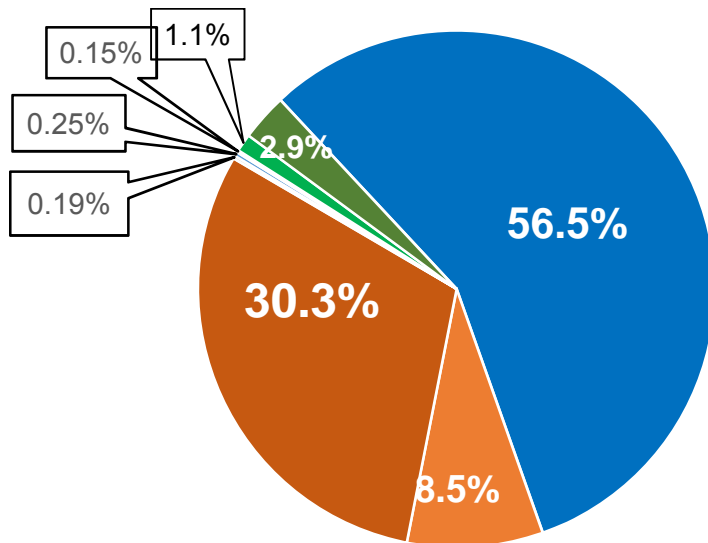
- ### 2012-13 Most Popular Programs - In Number of Students Assessing
- |                               |                                  |
|-------------------------------|----------------------------------|
| 553 - Health                  | 104 - Music Production           |
| 482 - Culinary Arts           | 95 - Digital Video/TV Production |
| 401 - Digital Design          | 74 - Graphics                    |
| 343 - Pathways to Engineering | 67 - Marketing                   |
| 168 - Web Design/Development  | 54 - PC Support Services         |
- Core courses *Intro to Information Technology* and *Computing for Colleges and Careers* are not included in this ranking.



# Fall 2013 Valencia Enrollment (1995-2013 High School Graduates)



Program	# of CP Grads	% of CP Grads *
Business	588	5.9%
Engineering and Technology	821	8.2%
Entertainment and Arts Technology	436	4.4%
Health	163	1.6%
Horticulture and Landscape	5	0.1%
Hospitality and Culinary	171	1.7%
Information Technology	174	1.7%
Public Service	323	3.2%
AA General Studies	5,184	51.9%
Pending Admission	1,316	13.2%
Sign Language Interpretation	35	0.35%
Educator Preparation Institute	15	0.15%
Undeclared, Not Required	755	7.6%
<b>Total</b>	<b>9,986</b>	



Degree Type	# of CP Grads	% of CP Grads
AA Degree	5,646	56.5%
AA Pre-Major Degree	849	8.50%
AS Degree	3,029	30.3%
AAS Degree	19	0.19%
Bachelor's Degree	25	0.25%
Educator Preparation Institute	15	0.15%
Technical Certificate	110	1.1%
Undeclared	293	2.9%
<b>Total</b>	<b>9,986</b>	

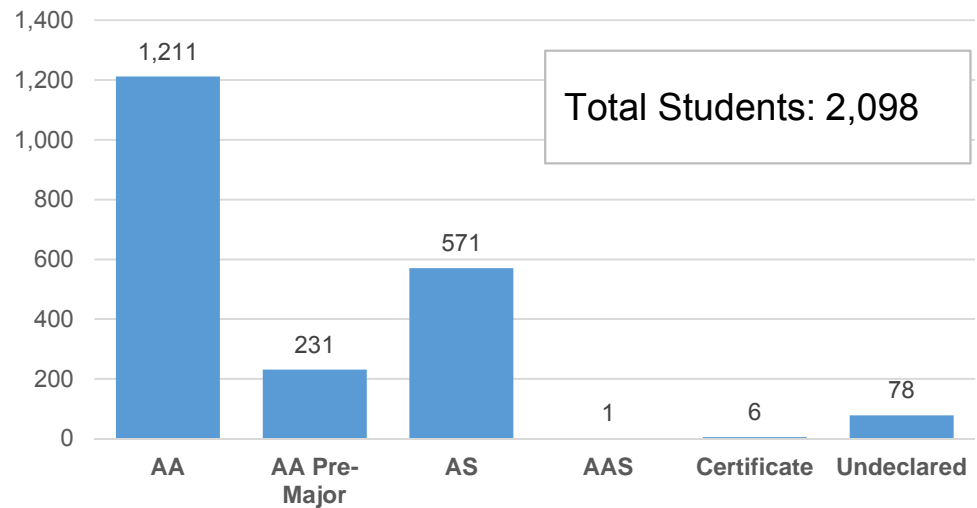
# Fall 2013 Valencia Enrollment (2013 High School Graduates)

Current enrollment at Valencia continues to include Career Pathways high school graduates from 1995 to 2013.

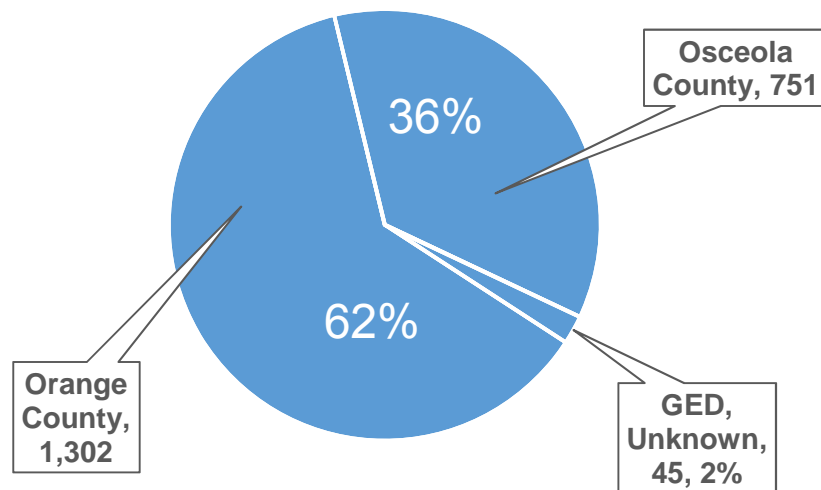
HS Grad Year	Students
1995	20
1996	29
1997	42
1998	62
1999	70
2000	74
2001	84
2002	121
2003	179
2004	214
2005	271
2006	373
2007	417
2008	521
2009	665
2010	889
2011	1,552
2012	2,305
2013	2,098

**Total: 9,986**

Degrees Sought by Career Pathways Students Who Graduated High School in 2013

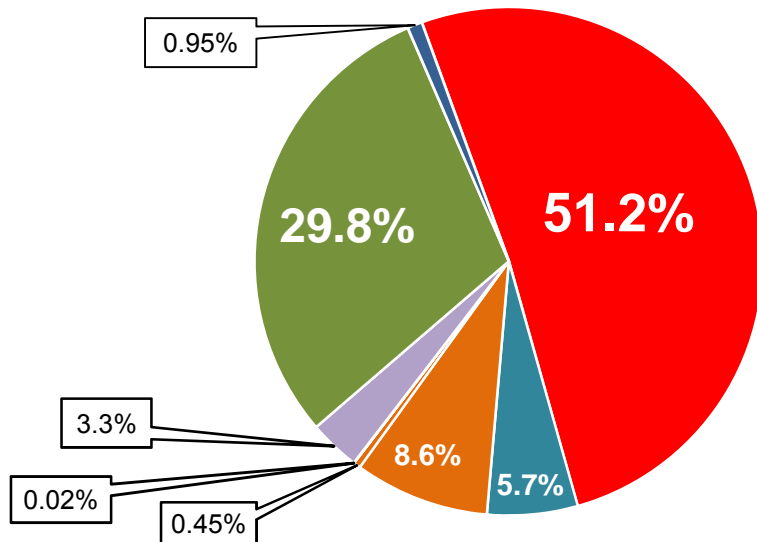


Career Pathways 2013 High School Grads by County





# Valencia Degrees Awarded to Career Pathways Students



**Valencia Degrees Awarded to Career Pathways Graduates 1995 - 2013**

	<b>Awarded</b>	<b>% of Grads</b>
AA Degree General	10,140	51.2%
AA Degree Pre-Major	1,139	5.7%
Associate in Science Degree	1,703	8.6%
Associate in Applied Science	89	0.45%
Bachelor's Degree	3	0.02%
Applied Technology Diploma	646	3.3%
Technical Certificate	5,905	29.8%
Vocational Credit Certificate	188	0.95%
<b>Total</b>	<b>19,813</b>	

## Degrees Awarded in Fall 2013 Compared to Fall 2012

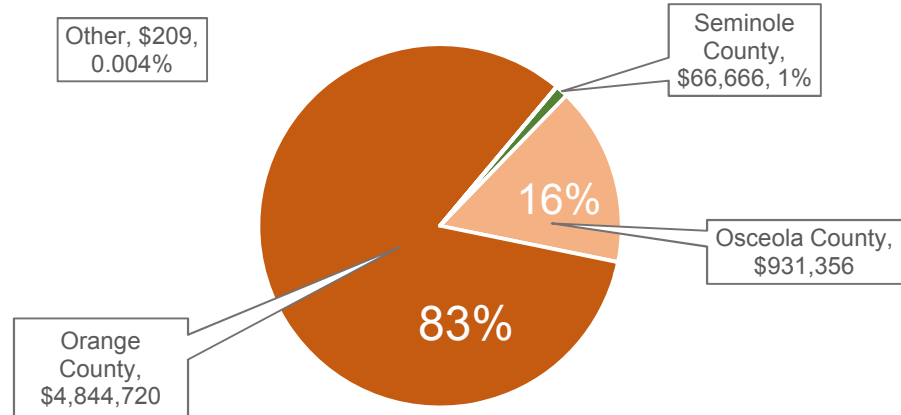
	<b>Fall 2012</b>	<b>Fall 2013</b>	<b>+ / - Change</b>	<b>% Change</b>
AA General Education	386	390	4	1%
AA Pre-Major	12	25	13	108%
Associate in Science	59	65	6	10%
Bachelor's Degree		1	1	-
Technical Certificate	324	337	13	4.0%
Applied Technology Diploma	11	14	3	27%
Vocational Credit Certificate		12	12	-
<b>Totals</b>	<b>792</b>	<b>844</b>	<b>52</b>	<b>7%</b>

# Valencia Tuition Saved by Career Pathways Students

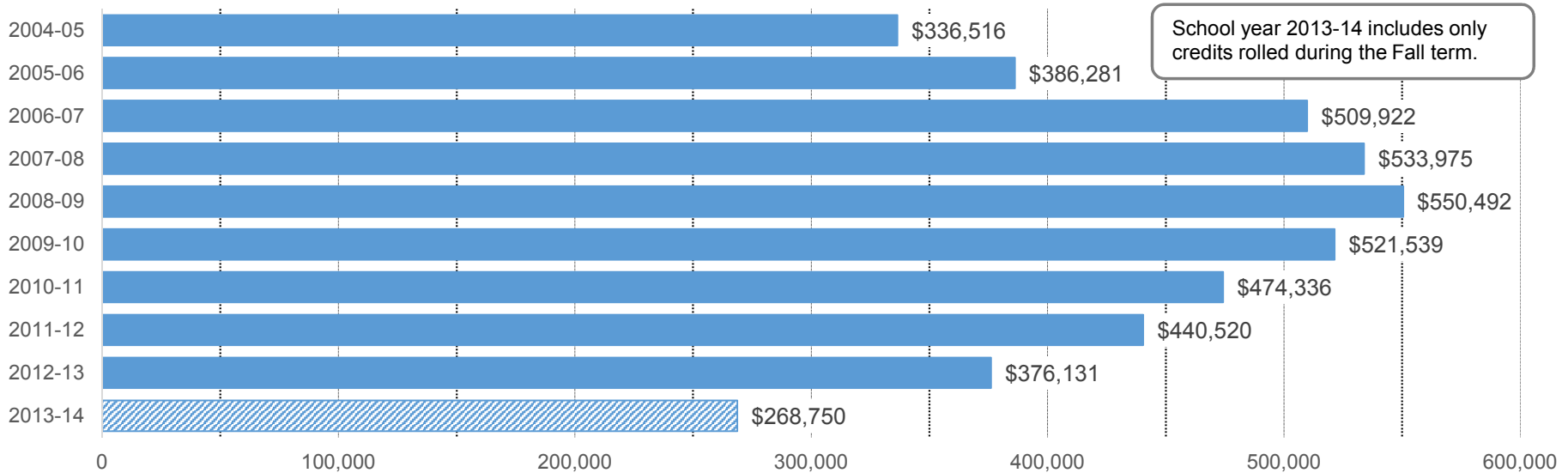
Since 1995, \$5,842,951 in tuition has been saved by 19,232 Career Pathways students who have attended Valencia.

The student count of 19,232 represents 35% of the 54,846 eligible high school students who have passed a Career Pathways assessment.

Dollar Value of Credits by County



Dollar Value of Career Pathway Credits Awarded by Valencia School Year



# 2012-2013 Credits Earned through Career Pathways

Program Area and Valencia Course Awarded  School	Accounting (AC) APA1111 Basic Accounting			Building Construction (BC) ETD1031C Intro to Construction			Computing for College and Careers (BU)											
							OST1141 Keyboarding			OST2852 Intro to MS Excel			OST1755 Intro to MS Word			OST2858, OST2756, OST2854 MS Office (bundle) *		
	Attempted	Earned	Cr Hours	Attempted	Earned	Cr Hours	Attempted	Earned	Cr Hours	Attempted	Earned	Cr Hours	Attempted	Earned	Cr Hours	Attempted	Earned	Cr Hours
Orange County Public Schools																		
Apopka																		
Boone																		
Colonial																		
Cypress Creek	14	13	39															
Dr. Phillips	8	8	24				312	234	234	7	4	4	35	33	33	79	79	711
East River																		
Edgewater																		
Evans																		
Freedom										1	1	1				39	39	351
Jones							75	59	59				75	71	71			
Lake Nona																		
Oak Ridge																		
Ocoee				21	20	40												
Olympia																		
Timber Creek	3	1	3				138	96	96	110	86	86	109	101	101	25	25	225
Wekiva																		
West Orange							171	114	114	176	107	107	215	178	178	34	34	306
Winter Park	6	6	18															
Mid Florida Tech																		
Orlando Tech																		
Westside Tech																		
Middle Schools - OCPS							95	78	78	180	70	70	194	90	90	4	4	36
<b>Total OCPS</b>	<b>31</b>	<b>28</b>	<b>84</b>	<b>21</b>	<b>20</b>	<b>40</b>	<b>791</b>	<b>581</b>	<b>581</b>	<b>474</b>	<b>268</b>	<b>268</b>	<b>628</b>	<b>473</b>	<b>473</b>	<b>181</b>	<b>181</b>	<b>1,629</b>
School District of Osceola																		
Celebration																		
Gateway																		
Harmony							29	27	27	34	34	34	15	15	15			
Liberty							138	106	106	17	2	2	37	30	30	84	84	756
OCSA																		
Osceola																		
PATHS																9	9	81
Poinciana																		
St. Cloud																		
Middle Schools - Osceola							162	84	84	60	48	48	63	56	56			
<b>Total Osceola</b>							<b>329</b>	<b>217</b>	<b>217</b>	<b>111</b>	<b>84</b>	<b>84</b>	<b>115</b>	<b>101</b>	<b>101</b>	<b>93</b>	<b>93</b>	<b>837</b>
<b>Total Consortium</b>	<b>31</b>	<b>28</b>	<b>84</b>	<b>21</b>	<b>20</b>	<b>40</b>	<b>1,120</b>	<b>798</b>	<b>798</b>	<b>585</b>	<b>352</b>	<b>352</b>	<b>743</b>	<b>574</b>	<b>574</b>	<b>274</b>	<b>274</b>	<b>2,466</b>

\* Gold Standard Industry Certification

# 2012-2013 Credits Earned through Career Pathways

Program Area and Valencia Course Awarded	Criminal Justice (PS)									Culinary Arts (CA)					
	CJL2100 Criminal Law			CCJ1020 Intro to Criminal Justice			CJE2003 CJ Career Choices			FOS2201 Food Service Sanitation Mgmt			FSS1203C Quantity Food Production		
	Attempted	Earned	Cr Hours	Attempted	Earned	Cr Hours	Attempted	Earned	Cr Hours	Attempted	Earned	Cr Hours	Attempted	Earned	Cr Hours
<b>School</b>															
Orange County Public Schools															
Apopka															
Boone	32	31	93	32	31	93	31	26	26						
Colonial										51	42	126			
Cypress Creek										50	5	15	5	1	3
Dr. Phillips															
East River															
Edgewater															
Evans															
Freedom															
Jones															
Lake Nona															
Oak Ridge															
Ocoee															
Olympia															
Timber Creek															
Wekiva															
West Orange															
Winter Park										107	107	321	18	12	36
Mid Florida Tech										35	27	81	9	4	12
Orlando Tech															
Westside Tech										13	9	27			
Middle Schools - OCPS															
<b>Total OCPS</b>	32	31	93	32	31	93	31	26	26	256	190	570	32	17	51
School District of Osceola															
Celebration															
Gateway															
Harmony															
Liberty															
OCSA															
Osceola										135	88	264	29	15	45
PATHS															
Poinciana										29	21	63			
St. Cloud															
Middle Schools - Osceola										21	16	48			
<b>Total Osceola</b>										185	125	375	29	15	45
<b>Total Consortium</b>	32	31	93	32	31	93	31	26	26	441	315	945	61	32	96

## 2012-2013 Credits Earned through Career Pathways

Program Area and Valencia Course Awarded  School	Digital Design (DG) OST2813 Desktop Publishing			Digital Video/TV Production (TV) DIG2030C Digital Video and Sound						Drafting (DF) ETD1100C Engineering Drawing			ETD1320 Introduction to CADD *		
				Tech Center Hours TV Tech Center Option											
	Attempted	Earned	Cr Hours	Attempted	Earned	Cr Hours	Attempted	Earned	Cr Hours	Attempted	Earned	Cr Hours	Attempted	Earned	Cr Hours
Orange County Public Schools															
Apopka										6	0	0	9	8	24
Boone	34	32	96	17	2	6	17	17	0						
Colonial	75	65	195	17	3	9									
Cypress Creek															
Dr. Phillips	19	18	54							19	19	57			
East River															
Edgewater							2	2	0	1	1	3			
Evans															
Freedom				8	0	0									
Jones															
Lake Nona															
Oak Ridge															
Ocoee															
Olympia				28	4	12				12	12	36			
Timber Creek				2	0	0									
Wekiva															
West Orange	23	23	69												
Winter Park	42	35	105	5	1	3	7	7	0	1	1	3			
Mid Florida Tech															
Orlando Tech															
Westside Tech															
Middle Schools - OCPS															
<b>Total OCPS</b>	<b>193</b>	<b>173</b>	<b>519</b>	<b>77</b>	<b>10</b>	<b>30</b>	<b>26</b>	<b>26</b>	<b>0</b>	<b>39</b>	<b>33</b>	<b>99</b>	<b>9</b>	<b>8</b>	<b>24</b>
School District of Osceola															
Celebration															
Gateway	44	44	132												
Harmony															
Liberty	43	41	123	7	0	0									
OCSA															
Osceola	73	71	213												
PATHS	29	29	87												
Poinciana	19	16	48							2	2	6			
St. Cloud							7	7	0						
Middle Schools - Osceola															
<b>Total Osceola</b>	<b>208</b>	<b>201</b>	<b>603</b>	<b>7</b>	<b>0</b>	<b>0</b>	<b>7</b>	<b>7</b>	<b>0</b>	<b>2</b>	<b>2</b>	<b>6</b>			
<b>Total Consortium</b>	<b>401</b>	<b>374</b>	<b>1,122</b>	<b>84</b>	<b>10</b>	<b>30</b>	<b>33</b>	<b>33</b>	<b>0</b>	<b>41</b>	<b>35</b>	<b>105</b>	<b>9</b>	<b>8</b>	<b>24</b>

\* Gold Standard Industry Certification

## 2012-2013 Credits Earned through Career Pathways

Program Area and Valencia Course Awarded	Graphics (GR)			Health (HO)						Intro to Information Technology (IT)								
	GRA1203C Layout, Design, Copy Prep			HSC1531 Medical Terminology			HSC1004 Professions of Caring			CGS1555 Internet Web Essentials			OST2852 Intro to MS Excel			OST1755 Intro to MS Word		
	Attempted	Earned	Cr Hours	Attempted	Earned	Cr Hours	Attempted	Earned	Cr Hours	Attempted	Earned	Cr Hours	Attempted	Earned	Cr Hours	Attempted	Earned	Cr Hours
<b>School</b>																		
<b>Orange County Public Schools</b>																		
Apopka	16	2	6	65	40	120	65	36	108									
Boone				45	15	45				134	60	180						
Colonial										95	59	177						
Cypress Creek				35	0	0				38	35	105						
Dr. Phillips	42	42	126	34	14	42												
East River																		
Edgewater																		
Evans										279	213	639	97	94	94	229	203	203
Freedom										50	37	111						
Jones																		
Lake Nona				20	5	15				153	99	297						
Oak Ridge																		
Ocoee																		
Olympia																		
Timber Creek	16	0	0															
Wekiva				56	11	33	41	6	18									
West Orange																		
Winter Park																		
Mid Florida Tech				28	1	3	32	14	42									
Orlando Tech				39	29	87	38	20	60									
Westside Tech																		
Middle Schools - OCPS										346	213	639	15	13	13	40	17	17
<b>Total OCPS</b>	<b>74</b>	<b>44</b>	<b>132</b>	<b>322</b>	<b>115</b>	<b>345</b>	<b>176</b>	<b>76</b>	<b>228</b>	<b>1,095</b>	<b>716</b>	<b>2,148</b>	<b>112</b>	<b>107</b>	<b>107</b>	<b>269</b>	<b>220</b>	<b>220</b>
<b>School District of Osceola</b>																		
Celebration										198	164	492	32	32	32	194	194	194
Gateway				15	15	45	23	22	66	122	115	345	118	108	108	114	110	110
Harmony																		
Liberty				13	0	0	4	1	3									
OCSA																		
Osceola				35	25	75	29	25	75				135	78	78	134	79	79
PATHS				2	2	6	2	1	3									
Poinciana				27	14	42	27	22	66							80	44	44
St. Cloud				40	25	75	9	8	24				69	46	46	67	65	65
Middle Schools - Osceola										30	26	78						
<b>Total Osceola</b>				<b>132</b>	<b>81</b>	<b>243</b>	<b>94</b>	<b>79</b>	<b>237</b>	<b>350</b>	<b>305</b>	<b>915</b>	<b>354</b>	<b>264</b>	<b>264</b>	<b>589</b>	<b>492</b>	<b>492</b>
<b>Total Consortium</b>	<b>74</b>	<b>44</b>	<b>132</b>	<b>454</b>	<b>196</b>	<b>588</b>	<b>270</b>	<b>155</b>	<b>465</b>	<b>1,445</b>	<b>1,021</b>	<b>3,063</b>	<b>466</b>	<b>371</b>	<b>371</b>	<b>858</b>	<b>712</b>	<b>712</b>

# 2012-2013 Credits Earned through Career Pathways

Program Area and Valencia Course Awarded	Lodging Operations (HS)									Marketing (ME)			Music Production (MU)									
	HFT2223 HR and Supervisory Dev.			HFT1000 Intro Hospitality and Tourism			MAR2011 Princ. of Marketing			MAR2011 Princ. of Marketing			MUL1010 Music Appreciation			MUN1311 Voices of Valencia			MUT1011C Intro to Music Theory			
	Attempted	Earned	Cr Hours	Attempted	Earned	Cr Hours	Attempted	Earned	Cr Hours	Attempted	Earned	Cr Hours	Attempted	Earned	Cr Hours	Attempted	Earned	Cr Hours	Attempted	Earned	Cr Hours	
<b>School</b>																						
Orange County Public Schools																						
Apopka																						
Boone													59	53	159	59	53	53	8	8	32	
Colonial													33	33	99	33	33	33				
Cypress Creek																						
Dr. Phillips										18	18	54										
East River																						
Edgewater																						
Evans																						
Freedom																						
Jones																						
Lake Nona																						
Oak Ridge				11	10	30																
Ocoee																						
Olympia																						
Timber Creek																						
Wekiva																						
West Orange																						
Winter Park										8	8	24										
Mid Florida Tech	18	18	54	20	18	54				14	0	0										
Orlando Tech																						
Westside Tech																						
Middle Schools - OCPS																						
<b>Total OCPS</b>	<b>18</b>	<b>18</b>	<b>54</b>	<b>31</b>	<b>28</b>	<b>84</b>				<b>40</b>	<b>26</b>	<b>78</b>	<b>92</b>	<b>86</b>	<b>258</b>	<b>92</b>	<b>86</b>	<b>86</b>	<b>8</b>	<b>8</b>	<b>32</b>	
School District of Osceola																						
Celebration										10	7	21										
Gateway																						
Harmony																						
Liberty										1	1	3										
OCSA													4	4	12	4	4	4				
Osceola																						
PATHS																						
Poinciana																						
St. Cloud										16	0	0										
Middle Schools - Osceola																						
<b>Total Osceola</b>										<b>27</b>	<b>8</b>	<b>24</b>	<b>4</b>	<b>4</b>	<b>12</b>	<b>4</b>	<b>4</b>	<b>4</b>				
<b>Total Consortium</b>	<b>18</b>	<b>18</b>	<b>54</b>	<b>31</b>	<b>28</b>	<b>84</b>				<b>67</b>	<b>34</b>	<b>102</b>	<b>96</b>	<b>90</b>	<b>270</b>	<b>96</b>	<b>90</b>	<b>90</b>	<b>8</b>	<b>8</b>	<b>32</b>	

# 2012-2013 Credits Earned through Career Pathways

Program Area and Valencia Course Awarded	Pathways to Engineering (EP)			PC Support Services (PC)						Theater Arts (DR)					
	ETD1100C Engineering Drawing			CET2178C A+ Concepts (Hardware)			CET2179C A+ Concepts (Software)			THE1020 Introduction to Theatre			TPA2290 Technical Theater Production		
	Attempted	Earned	Cr Hours	Attempted	Earned	Cr Hours	Attempted	Earned	Cr Hours	Attempted	Earned	Cr Hours	Attempted	Earned	Cr Hours
<b>School</b>															
Orange County Public Schools															
Apopka	34	7	21												
Boone													16	16	48
Colonial				32	27	81	6	3	9						
Cypress Creek															
Dr. Phillips										10	10	30			
East River	75	2	6												
Edgewater															
Evans															
Freedom	22	22	66												
Jones															
Lake Nona															
Oak Ridge															
Ocoee															
Olympia															
Timber Creek	99	41	123												
Wekiva															
West Orange															
Winter Park				16	13	39									
Mid Florida Tech															
Orlando Tech															
Westside Tech															
Middle Schools - OCPS															
<b>Total OCPS</b>	230	72	216	48	40	120	6	3	9	10	10	30	16	16	48
<b>School District of Osceola</b>															
Celebration															
Gateway															
Harmony	68	12	36												
Liberty															
OCSA															
Osceola	23	2	6												
PATHS															
Poinciana	22	2	6												
St. Cloud															
Middle Schools - Osceola															
<b>Total Osceola</b>	113	16	48												
<b>Total Consortium</b>	343	88	264	48	40	120	6	3	9	10	10	30	16	16	48



## 2012-2013 Credits Earned through Career Pathways

Program Area and Valencia Course Awarded  School	Web Design/Development (WB) COP2822 Website Development			2012-2013 Career Pathways Total Credits by Joint Assessment or Industry Certification		
	Attempted	Earned	Cr Hours	Attempted	Earned	Cr Hours
	Orange County Public Schools					
Apopka				195	93	279
Boone	30	15	45	514	359	876
Colonial				342	265	729
Cypress Creek				142	54	162
Dr. Phillips				583	479	1,369
East River				75	2	6
Edgewater				3	3	3
Evans				605	510	936
Freedom				120	99	529
Jones				150	130	130
Lake Nona				173	104	312
Oak Ridge				11	10	30
Ocoee				21	20	40
Olympia				40	16	48
Timber Creek				502	350	634
Wekiva				97	17	51
West Orange	34	20	60	653	476	834
Winter Park				210	190	549
Mid Florida Tech				156	82	246
Orlando Tech				77	49	147
Westside Tech				13	9	27
Middle Schools - OCPS				874	485	943
<b>Total OCPS</b>	<b>64</b>	<b>35</b>	<b>105</b>	<b>5,556</b>	<b>3,802</b>	<b>8,880</b>
School District of Osceola						
Celebration	10	10	30	444	407	769
Gateway	74	45	135	510	459	941
Harmony				146	88	112
Liberty	18	13	39	362	278	1,062
OCSA				8	8	16
Osceola				593	383	835
PATHS				42	41	177
Poinciana	2	2	6	208	123	281
St. Cloud				208	151	210
Middle Schools - Osceola				336	230	314
<b>Total Osceola</b>	<b>104</b>	<b>70</b>	<b>210</b>	<b>2,857</b>	<b>2,168</b>	<b>4,717</b>
<b>Total Consortium</b>	<b>168</b>	<b>105</b>	<b>315</b>	<b>8,413</b>	<b>5,970</b>	<b>13,597</b>

Potential Dollar Value (at \$99.06 per Credit)		
Joint Assessments	Industry Certifications (MOS, AutoCAD)	Combined
\$25,260	\$2,377	\$27,638
\$86,777		\$86,777
\$72,215		\$72,215
\$16,048		\$16,048
\$65,181	\$70,432	\$135,613
\$594		\$594
\$297		\$297
\$92,720		\$92,720
\$17,633	\$34,770	\$52,403
\$12,878		\$12,878
\$30,907		\$30,907
\$2,972		\$2,972
\$3,962		\$3,962
\$4,755		\$4,755
\$40,516	\$22,289	\$62,804
\$5,052		\$5,052
\$52,304	\$30,312	\$82,616
\$54,384		\$54,384
\$24,369		\$24,369
\$14,562		\$14,562
\$2,675		\$2,675
\$89,847	\$3,566	\$93,414
\$715,907	\$163,746	\$879,653
\$76,177		\$76,177
\$93,215		\$93,215
\$11,095		\$11,095
\$30,312	\$74,889	\$105,202
\$1,585		\$1,585
\$82,715		\$82,715
\$9,510	\$8,024	\$17,534
\$27,836		\$27,836
\$20,803		\$20,803
\$31,105		\$31,105
\$384,353	\$82,913	\$467,266
\$1,100,259	\$246,659	\$1,346,919

## Legend for Career Pathways Program Codes

The column headings on Page 16 and 17 are of Program codes used internally by Career Pathways. Below is a legend for these codes.

<b>AC</b> Accounting	<b>HO</b> Health
<b>BC</b> Building Construction	<b>IT</b> Introduction to Information Technology
<b>BU</b> Computing for Colleges and Careers (aka, Business)	<b>HS</b> Hospitality
<b>PS</b> Criminal Justice (aka, Public Service)	<b>ME</b> Marketing
<b>CA</b> Culinary Arts	<b>MU</b> Music Production
<b>DG</b> Digital Design	<b>EP</b> Pathways to Engineering (aka, Project Lead the Way)
<b>TV</b> Digital Video / TV Production	<b>PC</b> PC Support Services
<b>DF</b> Drafting	<b>DR</b> Theater Arts (aka, Drama)
<b>GR</b> Graphics	<b>WB</b> Web Design / Development

## 2012-2013 Number of Students that Assessed, by Program

School	AC	BC	BU	PS	CA	DG	TV	DF	GR	HO	IT	HS	ME	MU	EP	PC	DR	WB	Total Students *
<b>Orange County Public Schools</b>																			
Apopka								13	16	65					34				128
Boone				32		34	17			45	134			67			16	30	358
Colonial					51	75	17				95			33		38			301
Cypress Creek	14				55					35	38								140
Dr. Phillips	8		318			19		19	42	34			18				10		462
East River															75				75
Edgewater							2	1											3
Evans											320								320
Freedom			30				8				60				22				117
Jones			75																75
Lake Nona										20	153								172
Oak Ridge												11							11
Ocoee		21																	21
Olympia							28	12											40
Timber Creek	3		139				2		16						99				251
Wekiva										97									97
West Orange			267			23												34	317
Winter Park	6				125	42	7	1					8			16			202
Mid Florida Tech					37					34		21	14						106
Orlando Tech										41									41
Westside Tech					13														13
Middle School - OCPS			226								371								597
<b>Total - OCPS</b>	<b>31</b>	<b>21</b>	<b>1,055</b>	<b>32</b>	<b>281</b>	<b>193</b>	<b>81</b>	<b>46</b>	<b>74</b>	<b>371</b>	<b>1,171</b>	<b>32</b>	<b>40</b>	<b>100</b>	<b>230</b>	<b>54</b>	<b>26</b>	<b>64</b>	<b>3,847</b>
<b>School District of Osceola</b>																			
Celebration											203		10					10	222
Gateway						44				23	125							74	259
Harmony			37												68				105
Liberty			144			43	7			16			1					18	224
OCSA														4					4
Osceola					151	73				64	139				23				423
PATHS			9			29				2									32
Poinciana					29	19		2		28	80				22			2	172
St. Cloud							7			49	75		16						147
Middle School - Osceola			164		21						30								198
<b>Total - Osceola</b>			<b>354</b>		<b>201</b>	<b>208</b>	<b>14</b>	<b>2</b>		<b>182</b>	<b>652</b>		<b>27</b>	<b>4</b>	<b>113</b>			<b>104</b>	<b>1,786</b>
<b>Total Consortium</b>	<b>31</b>	<b>21</b>	<b>1,409</b>	<b>32</b>	<b>482</b>	<b>401</b>	<b>95</b>	<b>48</b>	<b>74</b>	<b>553</b>	<b>1,823</b>	<b>32</b>	<b>67</b>	<b>104</b>	<b>343</b>	<b>54</b>	<b>26</b>	<b>168</b>	<b>5,633</b>

"Total Students" is adjusted for students that assessed in more than one program area.

Please see Page 15 for program code legend.

## 2012-2013 Number of Students that Earned Credit, by Program

School	AC	BC	BU	PS	CA	DG	TV	DF	GR	HO	IT	HS	ME	MU	EP	PC	DR	WB	Total Students *
<b>Orange County Public Schools</b>																			
Apopka								8	2	50					7				67
Boone				32		32	17			15	60			61			16	15	234
Colonial					42	65	3				59			33		30			227
Cypress Creek	13				6						35								53
Dr. Phillips	8		244			18		19	42	14			18				10		367
East River															2				2
Edgewater							2	1											3
Evans											271								271
Freedom			40				4				37				22				96
Jones			72																72
Lake Nona										5	99								104
Oak Ridge												10							10
Ocoee		20																	20
Olympia							7	12											16
Timber Creek	1		135												41				174
Wekiva										17									17
West Orange			228			23												20	266
Winter Park	6				119	35		1					8			13			186
Mid Florida Tech					28					14		21							63
Orlando Tech										33									33
Westside Tech					9														9
Middle School - OCPS			127								221								348
<b>Total - OCPS</b>	<b>28</b>	<b>20</b>	<b>846</b>	<b>32</b>	<b>204</b>	<b>173</b>	<b>33</b>	<b>41</b>	<b>44</b>	<b>148</b>	<b>782</b>	<b>31</b>	<b>26</b>	<b>94</b>	<b>72</b>	<b>43</b>	<b>26</b>	<b>35</b>	<b>2,638</b>
<b>School District of Osceola</b>																			
Celebration											199		7					10	215
Gateway						44				22	124							45	230
Harmony			37												12				49
Liberty			129			41				1			1					13	182
OCSA														4					4
Osceola					94	71				50	95				2				296
PATHS			9			29				2									32
Poinciana					21	16		2		23	44				2			2	107
St. Cloud							7			33	68								108
Middle School - Osceola			111		16						26								140
<b>Total - Osceola</b>			<b>286</b>		<b>131</b>	<b>201</b>	<b>7</b>	<b>2</b>		<b>131</b>	<b>556</b>		<b>8</b>	<b>4</b>	<b>16</b>			<b>70</b>	<b>1,363</b>
<b>Total Consortium</b>	<b>28</b>	<b>20</b>	<b>1,132</b>	<b>32</b>	<b>335</b>	<b>374</b>	<b>40</b>	<b>43</b>	<b>44</b>	<b>279</b>	<b>1,338</b>	<b>31</b>	<b>34</b>	<b>98</b>	<b>88</b>	<b>43</b>	<b>26</b>	<b>105</b>	<b>4,001</b>

"Total Students" is adjusted for students that passed more than one assessment.

Please see Page 15 for program code legend.

# Fall 2013 Valencia Enrollment Majors (1995-2013 High School Graduates)

## Business

AA Business Administration	1
AAS Bus Adm Management	3
AAS Bus Adm Marketing	2
AAS Bus And Human Resources Mgmt	1
AAS Finance	1
AAS Small Business Management	2
AS Accounting Technology	47
AS Business Management - Int'l Business	3
AS Business Administration	190
AS Business Administration (Specializations)	99
AS Business Management (Specializations)	109
AS Industrial Mgmt Technology	5
AS Medical Front Office	31
AS Medical Info Coder/Biller	25
AS Medical Office Administration	15
AS Medical Transcription	8
AS Office Administration AS	21
TC Accounting Applications	1
TC Accounting Specialist	1
TC Business Management TC	7
TC Human Resources Management	2
TC Medical Information Coder/Biller Admin	8
TC Medical Office Management	2
TC Medical Office Specialist	1
TC Office Management	2
TC Office Support	1
<b>Total Business</b>	<b>588</b>

## Engineering and Technology

AA Architecture - Articulated	80
AA Computer Science - Articulated UCF	139
AA Elect & Comp Engineer Artic	30
AA Engineering - Articulated	376
AS Building Construction Tech	6
AS Civil/Survey Engineering Tech	9
AS Computer Engineering Tech	63
AS Drafting and Design Technology	20
AS Elec Eng w/ Robotics and Sim	7
AS Electronics	29
AS Laser and Photonics	5

## Engineering and Technology (continued)

AS Network Engineering - Cyber Security	10
AS Networking (Specializations)	10
AS Telecommunicat and Wireless	8
BS Elec and Comp Engg - Laser	5
BS Electrical / Electronic Systems Tech	11
TC Cisco Network Associate (CCNA)	1
TC Drafting Architectural	2
TC Microcomputer Repairer/Install	1
BS Computer Systems Technology	7
TC Advanced Network Admin	1
TC Microsoft Server Admin	1
<b>Total Engineering and Technology</b>	<b>821</b>

## Entertainment and Arts Technology

AA Art Studio Articulation Ringling	1
AA Art, Studio/Fine Art	71
AA Dance Performance	8
AA Music Performance	61
AA Theater/Drama/Drama Arts	38
AS Digital Media Video and Motion	3
AS Digital Media - Live Event	7
AS Digital Media - Video Graphics	23
AS Digital Media - Web Developer	2
AS Film Production Technology	8
AS Graphic Design Specialization	44
AS Graphic Design Technology	37
AS Interactive Design Spec	18
AS Live Show Product Special	13
AS Music Perform Sound Special	4
AS Music/Sound - Audio Engineering Tech	1
AS Production Design Special	5
AS Sound / Music - Music Performance	13
AS Sound / Music - Sound Technology	28
AS Sound Technology Special	12
AS Sound/Music Audio Engineering	32
TC Digital Media Production	1
TC Digital Video Edit/Post-Production	1
TC Film Production Fundamental	2
TC Graphic Design Production	2
TC Theater Stage Technology	1
<b>Total Entertainment and Arts Technology</b>	<b>436</b>

## Degree Types

AA = Associate in Art  
AS = Associate in Science  
AAS = Associate in Applied Science  
ATD = Applied Technology Diploma  
BS = Bachelors of Science  
EPI = EPI post-graduate certificate  
TC = Technical Certificate  
VCC = Vocational Credit Certificate

*Continued next page...*

# Fall 2013 Valencia Enrollment Majors (1995-2013 High School Graduates)

<b>Health</b>	
AS Cardiovascular Technology	4
AS Dental Hygiene	5
AS Diagnostic Med Sonography	6
AS Emergency Medical Services	19
AS Health Information Technology	1
AS Nursing, R.N.	79
AS Online RN Adv Standing Trac	11
AS Radiography	9
AS Respiratory Care Therapy	4
ATD Emergency Medical Technology	7
BS Magnetic Resonance Imaging	1
BS Quality Mgmt (Radiologic & Imaging Science)	1
TC Magnetic Reson Imaging	1
TC Paramedic Technology	15
<b>Total Health</b>	<b>163</b>

<b>Horticulture and Landscape</b>	
AS Horticulture	5

<b>Hospitality and Culinary</b>	
AAS Hospitality Management	7
AS Baking and Pastry Management	34
AS Culinary Management	51
AS Hospitality & Tourism Mgmt Articulated to BS	35
AS Host/Tourism Mgmt - Articulation Career Pathw	14
AS Hospitality / Tourism Mgmt	8
AS Restaurant & Food Serv Mgmt	8
TC Baking and Pastry Arts	5
TC Culinary Arts	4
TC Culinary Arts Mgmt Operations	1
TC Hospitality -Event Planning Mgmt	2
TC Hospitality - Guest Services	1
TC Hospitality Food / Beverage Mgmt	1
<b>Total Hospitality and Culinary</b>	<b>171</b>

<b>Information Technology</b>	
AA Information Technology USF	9
AS Computer Information Tech	75
AS Computer Program/Analysis	77
TC Comp Info Tech Specialist	2
TC Computer Prg Analyst	1
TC Computer Programming	3
TC Computer Programming - Game	2
TC IT Security	2
TC IT Support	1
TC Web Develop Specialist	2
<b>Total Information Technology</b>	<b>174</b>

<b>Public Service</b>	
AAS Criminal Justice Technology	3
AS Criminal Justice Artic AS-BS	203
AS Criminal Justice Homeland Security AS-BS	25
AS Fire Sci Tech Fire Officer I	3
AS Litigation	57
AS Transactional	10
TC Criminial Justice Tech Specialization	2
TC Fire Officer I	1
VCC Correctional Officer VC	9
VCC Fire Apparatus Officer	2
VCC Law Enforcement Officer	8
<b>Total Public Service</b>	<b>323</b>

<b>AA and Pre-Majors</b>	
AA General Studies	5184
AA Not Required	462
AA Undeclared	293
AAP Sign Language Interpret	35
<b>Total AA and Pre-Majors</b>	<b>5,974</b>

<b>Pending Admission to a Program</b>	
AS Cardiovascular Technology	19
AS Dental Hygiene	100
AS Diagnostic Med Sonography	111
AS Emergency Medical Services	62
AS Film Cinematography	3
AS Film Post-Production	2
AS Film Production Technology	55
AS Industrial Mgmt Technology	3
AS Nursing, R.N.	773
AS Online RN Adv Standing Trac	16
AS Radiography	133
AS Respiratory Care Therapy	34
AS Health Information Technology	4
AS Not Required	1
<b>Total Pending Admission to a Program</b>	<b>1,316</b>

<b>EPI (post-Associate certificate)</b>	
EPI Educator Preparation Institute	15

<b>Total Career Pathways enrollees:</b>	
<b>Without Pending</b>	<b>8,670</b>
<b>Including Pending</b>	<b>9,986</b>

# Fall 2013 Valencia Enrollment Degrees (2013 High School Graduates)

High School	Associate in Arts General	Associate in Arts: Pre-Major	Associate in Science	Associate in Applied Science	Technical Certificate	Undeclared / Transient	Applied Technology Diploma	Vocational Credit Certificate	Total Career Pathways HS Grads Attending	% Attending by District
<b>Orange County Public Schools</b>										
Apopka	15	3	17			1			36	2.8%
Boone	69	13	32	1		9			124	9.5%
Colonial	65	13	38			1			117	9.0%
Cypress Creek	64	13	40			2			119	9.1%
Dr. Phillips	70	6	32			7			115	8.8%
East River	25	12	9			2			48	3.7%
Edgewater	14	7	7			2			30	2.3%
Evans	13	4	13						30	2.3%
Freedom	54	17	29			1			101	7.8%
Jones	5		5						10	0.8%
Lake Nona	27	6	18			2			53	4.1%
Oak Ridge	18	4	8			1			31	2.4%
Ocoee	29	6	16		1				52	4.0%
Olympia	38	7	11			6			62	4.8%
Timber Creek	54	4	17			6			81	6.2%
University	35	12	15			1			63	4.8%
Wekiva	28	3	8			2			41	3.1%
West Orange	53	10	26		1	3			93	7.1%
Winter Park	55	11	15			5			86	6.6%
Charter High Schools	2	1	3			4			10	0.8%
Alternative Schools										
<b>Total Orange County</b>	<b>733</b>	<b>152</b>	<b>359</b>	<b>1</b>	<b>2</b>	<b>55</b>			<b>1,302</b>	
<b>School District of Osceola</b>										
Celebration	39	7	16						62	8.3%
Gateway	56	13	28			2	2		101	13.4%
Harmony	63	6	28			6			103	13.7%
Kissimmee										
Liberty	60	6	30			1			97	12.9%
Osceola	53	13	20			3			89	11.9%
School for the Arts	24	2	5						31	4.1%
PATHS	34	7	11			4			56	7.5%
Poinciana	35	7	22			1			65	8.7%
St. Cloud	67	12	23			3		1	106	14.1%
Zenith	2		3						5	0.7%
Charter High School	15	1	6			2			24	3.2%
Alternative School	6	1	4			1			12	1.6%
<b>Total Osceola County</b>	<b>454</b>	<b>75</b>	<b>196</b>			<b>23</b>	<b>2</b>	<b>1</b>	<b>751</b>	
<b>Other *</b>	<b>24</b>	<b>4</b>	<b>16</b>			<b>1</b>			<b>45</b>	
<b>Consortium Total</b>	<b>1,211</b>	<b>231</b>	<b>571</b>	<b>1</b>	<b>3</b>	<b>78</b>	<b>2</b>	<b>1</b>	<b>2,098</b>	
<b>% Degree Seeking</b>	<b>57.7%</b>	<b>11.0%</b>	<b>27.2%</b>	<b>0.05%</b>	<b>0.1%</b>	<b>3.7%</b>	<b>0.1%</b>	<b>0.05%</b>		

\* Other includes GED, Out of District, and Unknown

## Valencia Tuition Saved by Career Pathways Students

School Year Credit was Rolled	Tuition per Credit	Orange County			Osceola County			Seminole County			TOTALS		
		# of Credits Rolled	Dollar Value	# of CP Grads	# of Credits Rolled	Dollar Value	# of CP Grads	# of Credits Rolled	Dollar Value	# of CP Grads	# of Credits Rolled	Dollar Value	# of CP Grads
1994-1995	\$35.75	69	\$2,467	16	37	\$1,323	7				106	\$3,790	23
1995-1996	\$35.75	1,065	\$38,074	225	313	\$11,190	65				1,378	\$49,264	290
1996-1997	\$36.75	63	\$2,315	11	18	\$662	4				81	\$2,977	15
1997-1998	\$42.50	1,342	\$57,035	322	215	\$9,138	51				1,557	\$66,173	373
1998-1999	\$45.34	2,397	\$108,680	374	417	\$18,907	68				2,814	\$127,587	442
1999-2000	\$47.29	2,536	\$119,927	404	256	\$12,106	45				2,792	\$132,034	449
2000-2001	\$49.34	3,943	\$194,548	647	530	\$26,150	92	24	\$1,184	8	4,497	\$221,882	747
2001-2002	\$52.15	4,271	\$222,733	679	589	\$30,716	117	66	\$3,442	21	4,926	\$256,891	817
2002-2003	\$53.67	4,440	\$238,295	751	732	\$39,286	137	115	\$6,172	37	5,287	\$283,753	925
2003-2004	\$57.62	4,308	\$248,227	769	673	\$38,778	138	228	\$13,137	63	5,209	\$300,143	970
2004-2005	\$60.47	4,763	\$288,019	980	553	\$33,440	110	249	\$15,057	73	5,565	\$336,516	1,163
2005-2006	\$66.11	4,927	\$325,724	1,116	643	\$42,509	134	273	\$18,048	78	5,843	\$386,281	1,328
2006-2007	\$69.69	6,276	\$437,374	1,524	978	\$68,157	222	63	\$4,390	19	7,317	\$509,922	1,765
tuition changed mid-year		6,221	\$443,148	1,549	1,255	\$89,154	293	21	\$1,463	6	7,497	\$533,766	1,848
2007-2008	\$69.69	3,895	\$271,443	988	845	\$58,888	205	21	\$1,463	6	4,764	\$332,003	1,200
	\$73.82	2,326	\$171,705	561	410	\$30,266	88				2,736	\$201,972	649
2008-2009	\$77.83	5,951	\$463,166	1,446	1,092	\$84,990	263	30	\$2,335	10	7,073	\$550,492	1,719
2009-2010	\$87.36	4,978	\$434,878	1,359	985	\$86,050	254	7	\$612	2	5,970	\$521,539	1,615
2010-2011	\$91.73	4,191	\$384,440	1,228	971	\$89,070	269	9	\$826	2	5,171	\$474,336	1,499
2011-2012	\$99.06	3,668	\$363,352	1,119	779	\$77,168	254				4,447	\$440,520	1,373
2012-2013	\$99.06	2,978	\$295,001	912	819	\$81,130	243				3,797	\$376,131	1,155
2013-2014 *	\$99.06	1,790	\$177,317	492	923	\$91,432	223				2,713	\$268,750	715
<b>Totals by County:</b>		<b>70,177</b>	<b>\$4,844,720</b>	<b>15,923</b>	<b>12,778</b>	<b>\$931,356</b>	<b>2,989</b>	<b>1,085</b>	<b>\$66,666</b>	<b>319</b>	<b>84,043</b>	<b>\$5,842,951</b>	<b>19,232</b>

\* 2013-2014 figures are as of Fall 2013 and do not include credits rolled in the following spring and summer terms.

Note: 2007-2008 school year adjusted for one out-of-district student who earned 3 credit hours and saved \$209.

**Overall Totals: 84,043 total Career Pathways credits that were rolled onto Valencia transcripts**  
**\$5,842,951 total amount saved in tuition by Career Pathways students who have attended Valencia**  
**19,232 total number of students who have received Valencia credits**



## Valencia Degrees Awarded to Career Pathways Students

Valencia School Year Degree Was Awarded	Applied Technology Diploma	Associate in Applied Science	AA Degree General	AA Degree Pre-Major	Associate in Science Degree	Bachelor's Degree	Technical Certificate	Vocational Credit Certificate	Total
1995-1996	9								9
1996-1997	5		7						12
1997-1998	11		81		1		2		95
1998-1999	14		196		12		9		231
1999-2000	21		278	1	4		9		313
2000-2001	31		373	2	33		18		457
2001-2002	70	2	837	49	81		66	1	1,106
2002-2003	41	9	306	38	43		103	10	550
2003-2004	36	2	404	86	90		248	20	886
2004-2005	59	10	511	143	99		497	24	1,343
2005-2006	60	11	482	187	125		400	30	1,295
2006-2007	30	6	542	199	115		409	30	1,331
2007-2008	49	9	432	218	115		447	10	1,280
2008-2009	36	10	835	17	140		524	11	1,573
2009-2010	56	7	1,049	24	177		721	15	2,049
2010-2011	35	15	1,186	42	196		660	14	2,148
2011-2012	21	6	768	39	118		726	9	1,687
2012-2013	48	2	1,463	69	289	2	729	2	2,604
2013-2014 *	14		390	25	65	1	337	12	844
<b>Total All Years</b>	<b>646</b>	<b>89</b>	<b>10,140</b>	<b>1,139</b>	<b>1,703</b>	<b>3</b>	<b>5,905</b>	<b>188</b>	<b>19,813</b>
<b>Percentage by Degree</b>	3.3%	0.45%	51.2%	5.7%	8.6%	0.02%	29.8%	0.95%	

\* 2013-2014 school year is as of Fall 2013 term.