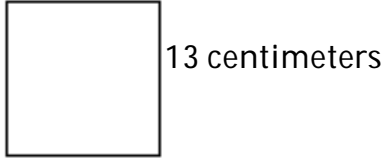


MULTIPLE CHOICE. Choose the one alternative that best completes the statement or answers the question.

Find the area of the square.

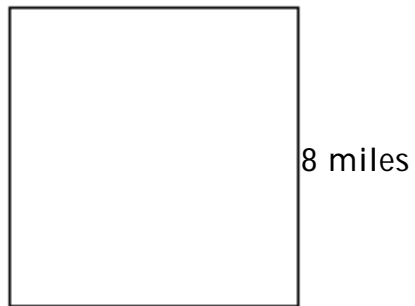
1)



- A) 164 sq cm B) 338 sq cm C) 169 sq cm D) 52 sq cm

1) _____

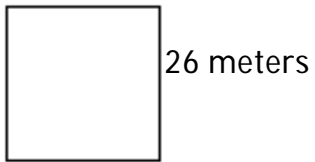
2)



- A) 32 sq mi B) 64 sq mi C) 67 sq mi D) 60 sq mi

2) _____

3)



- A) 676 sq m B) 104 sq m C) 1352 sq m D) 52 sq m

3) _____

Answer Key
Testname: 1

- 1) C
- 2) B
- 3) A